



ARCHIVED - Archiving Content

Archived Content

Information identified as archived is provided for reference, research or recordkeeping purposes. It is not subject to the Government of Canada Web Standards and has not been altered or updated since it was archived. Please contact us to request a format other than those available.

ARCHIVÉE - Contenu archivé

Contenu archivé

L'information dont il est indiqué qu'elle est archivée est fournie à des fins de référence, de recherche ou de tenue de documents. Elle n'est pas assujettie aux normes Web du gouvernement du Canada et elle n'a pas été modifiée ou mise à jour depuis son archivage. Pour obtenir cette information dans un autre format, veuillez communiquer avec nous.

This document is archival in nature and is intended for those who wish to consult archival documents made available from the collection of Public Safety Canada.

Some of these documents are available in only one official language. Translation, to be provided by Public Safety Canada, is available upon request.

Le présent document a une valeur archivistique et fait partie des documents d'archives rendus disponibles par Sécurité publique Canada à ceux qui souhaitent consulter ces documents issus de sa collection.

Certains de ces documents ne sont disponibles que dans une langue officielle. Sécurité publique Canada fournira une traduction sur demande.

Campbell Systematic Reviews

2008:15

First published: 28 October, 2008

Last updated: 28 October, 2008

Effects of Second Responder Programs on Repeat Incidents of Family Abuse

Robert C. Davis, David Weisburd, Bruce Taylor



THE CAMPBELL COLLABORATION

Colophon

Title	Effects of second responder programs on repeat incidents of family abuse
Institution	The Campbell Collaboration
Authors	David, Robert C. Weisburd, David Taylor, Bruce
DOI	10.4073/csr.2008.15
No. of pages	38
Last updated	20 October, 2008

Citation	Davis RC, Weisburd D, Taylor B. Effects of second responder programs on repeat incidents of family abuse. Campbell Systematic Reviews 2008:15 DOI: 10.4073/csr.2008.15
Copyright	© Davis et al. This is an open-access article distributed under the terms of the Creative Commons Attribution License, which permits unrestricted use, distribution, and reproduction in any medium, provided the original author and source are credited.
Keywords	

Contributions	None stated.
Support/Funding	None stated.
Potential Conflicts of Interest	None stated.

Corresponding author	Robert C. Davis RAND Corporation 1200 S. Hayes Street Arlington, VA 22202 USA E-mail: robert_davis@rand.org
-----------------------------	---

Campbell Systematic Reviews

Editors-in-Chief Mark W. Lipsey, Vanderbilt University, USA
Arild Bjørndal, Norwegian Knowledge Centre for the Health Services &
University of Oslo, Norway

Editors

Crime and Justice David B. Wilson, George Mason University, USA

Education Chad Nye, University of Central Florida, USA
Ralf Schlosser, Northeastern University, USA

Social Welfare Julia Littell, Bryn Mawr College, USA
Geraldine Macdonald, Queen's University, UK & Cochrane Developmental,
Psychosocial and Learning Problems Group

Managing Editor Karianne Thune Hammerstrøm, The Campbell Collaboration

Editorial Board

Crime and Justice David Weisburd, Hebrew University, Israel & George Mason University, USA
Peter Grabosky, Australian National University, Australia

Education Carole Torgerson, University of York, UK

Social Welfare Aron Shlonsky, University of Toronto, Canada

Methods Therese Pigott, Loyola University, USA
Peter Tugwell, University of Ottawa, Canada

The Campbell Collaboration (C2) was founded on the principle that systematic reviews on the effects of interventions will inform and help improve policy and services. C2 offers editorial and methodological support to review authors throughout the process of producing a systematic review. A number of C2's editors, librarians, methodologists and external peer-reviewers contribute.

The Campbell Collaboration
P.O. Box 7004 St. Olavs plass
0130 Oslo, Norway
www.campbellcollaboration.org

**EFFECTS OF SECOND RESPONDER PROGRAMS ON REPEAT
INCIDENTS OF FAMILY ABUSE**

A SYSTEMATIC REVIEW*

Robert C. Davis¹, David Weisburd², and Bruce Taylor³

* This project was supported by Award No. 2007-IJ-CX-0045, awarded by the National Institute of Justice, Office of Justice Programs, U.S. Department of Justice and a stipend from the Nordic Campbell Centre. The opinions, findings, and conclusions or recommendations expressed in this publication are those of the authors and do not necessarily reflect those of the Department of Justice or the Nordic Campbell Centre.

October 22, 2008

¹ RAND Corporation, 1200 S. Hayes St, Arlington, VA 22202, robert_davis@rand.org

² Institute of Criminology, Faculty of Law, Hebrew University; Administration of Justice, George Mason University, 10900 University Blvd., Manassas Virginia 20110, dweisbur@gmu.edu

³ Police Executive Research Forum, 120 Connecticut Avenue, NW Suite 930 Washington DC, 20036, btaylor@policeforum.org

Structured Abstract

Authors

Davis, R.C., Weisburd, D., Taylor, B.

Title

Effects of Second Responder Programs on Repeat Incidents of Family Abuse: A Systematic Review

Abstract

Background:

Second responder programs are based on the premises that family violence often recurs and that victims are likely to be especially receptive to crime prevention opportunities immediately following victimization. A team usually consisting of a police officer and a victim advocate follow-up on the initial police response to a family violence complaint, provides the victim with information on services and legal options and may warn those perpetrators present at the follow-up of the legal consequences of continued abuse. The purpose of the intervention is to reduce the likelihood of a new offense by helping victims to understand the cyclical nature of family violence, develop a safety plan, obtain a restraining order, increase their knowledge about legal rights and options, and provide shelter placement or other relocation assistance. A secondary aim of the intervention with victims may be to establish greater independence for victims through counseling, job training, public assistance, or other social service referrals. The intervention has spread widely, with support from the U.S. Department of Justice.

Objectives:

To assess the effect of second responder programs on repeat incidents of family violence.

Selection criteria:

Three criteria were used to define studies eligible for the review: (a) studies had to be evaluations of a second responder program; that is a program operated by or in cooperation with a municipal law enforcement agency in which, in response to a family violence complaint, the police summon family violence specialists to visit victims at their homes; (b) studies had to include an acceptable comparison group which did not receive a second response; (c) studies had to include at least one measure of new offenses committed by the perpetrator against the same victim.

Search strategy:

Search strategies included: (a) keyword searches on a variety of online databases, (b) reviews of bibliographies of second responder studies that were located, (c) hand searches of leading journals in the field, (d) a search of the Department of Justice Office of Violence Against Women website, (e) e-mails to authors of

papers that described second responder programs, but whose methods did not meet our criteria for inclusion, and (f) e-mails sent to knowledgeable scholars.

Data collection and analysis:

Narrative reviews were drafted for the ten studies that met the criteria for inclusion. Both fixed and random effects models were used in meta-analyses that examined effect sizes for all included studies and for only experimental studies.

Main results:

The second response intervention increased slightly the odds that a household would report another family violence incident to the police. No effect of the intervention was found on reports of new abuse based on victim surveys.

Conclusions:

The results suggest that the second response intervention does not affect the likelihood of new incidents of family violence. However, the intervention slightly increases victims' willingness to report incidents to the police, possibly as a result of greater confidence in the police.

Summary

This paper reports the results of a systematic review of the effects of second responder programs on repeat incidents of family violence. An exhaustive search yielded ten studies (including three that were unpublished) that met our criteria that included: (a) following a report of a family violence incident to the police, a second response that included a home visit, (b) a comparison group, and (c) at least one measure of repeat family violence. Fixed and random effects meta-analysis indicated that the second response intervention did not affect the likelihood of new abuse as reported on victim surveys, but did slightly increase the odds of a new report made to the police. We interpret these results to mean that the intervention does not affect the continuation or cessation of family violence, but does somewhat increase victims' willingness to report incidents to the authorities when they occur.

Contents

I. Background for the Review.....6

II. Objectives of the Review.....7

III. Methods.....7

IV. Characteristics of Included Studies.....11

V. Results.....16

VI. Discussion.....18

Figures

References

Table 1: Summary of eligible studies

Appendix: Second Responder Meta Analysis Coding Sheets

I. Background for the Review

The literature on desistance of family violence suggests that the typical batterer's career is either short or sporadic: It has consistently been found that two in three households that report a domestic incident to the police do not report a subsequent incident over the following 6-12 months (see, for example, Feld and Straus, 1989; Quigley and Leonard, 1996; Maxwell, et al, 2002). But for those batterers who chronically abuse family members, it is no longer assumed that the initial police patrol response – especially those incidents where no arrest is made -- is sufficient in and of itself to protect victims from recurrence of abuse. Experts have concluded that legal sanctions or victim actions that raise the personal or social costs to the batterer may promote a reduction or cessation in abuse (Fagan, 1989). Effective solutions to family violence (including intimate partner abuse, abuse within families or households, and elder abuse) must involve efforts to educate victims about their options and connect them with counseling, relocation, civil legal assistance, and other services that may lessen their dependence on the abuser.

Second Responder Programs

In recent years a number of programs have been developed in which social workers (“second responders”) visit homes in which family violence incidents were recently reported to the police in order to help them find long-term solutions to recurring abuse (e.g. see Dean, Lumb, Proctor, Klopovic, Hyatt, & Hamby, 2000; Mickish, 2002). Second responder programs are based on the premises that family violence often recurs and that victims are likely to be especially receptive to crime prevention opportunities immediately following victimization. That is, there is a "window of opportunity" during the first hours or days after a crime during which victims feel vulnerable and are willing to consider seriously behavioral and lifestyle changes (Davis & Smith, 1994; Anderson, Chenery, & Pease, 1995). In second response programs, a team, usually consisting of a police officer and a victim advocate, follow-up on the initial police response to a family violence complaint. The team provides the victim with information on services and legal options and (in some models) may warn those perpetrators present at the follow-up of the legal consequences of continued abuse. The purpose of working directly with the victims is to reduce the likelihood of a new offense by helping them to understand the cyclical nature of family violence, develop a safety plan, obtain a restraining order, increase their knowledge about legal rights and options, and provide shelter placement or other relocation assistance. A secondary aim of the intervention with victims may be to establish greater independence for victims through counseling, job training, public assistance, or other social service referrals. The purpose of conversations with abusers is to ensure that they understand that assaulting an intimate is criminal and that further abuse will result in (additional) sanctions.

Previous Research

A series of field tests carried out in New York (Davis and Taylor, 1997; Davis and Medina, 2001; Taylor, n.d.) suggested a possible iatrogenic effect of a second response program. A pooled analysis conducted by Davis, et al (2006) reanalyzed data from three separate field experiments, each testing the same intervention on somewhat different populations. The pooled analyses indicated that the interventions were

associated with an increase in reporting of new abusive incidents not only to authorities (which could indicate simply greater confidence in the police), but also to research interviewers. The New York field tests suggested that second response programs might actually increase the likelihood of new abuse.

Other work, however, suggested that second responder programs are effective in reducing subsequent family abuse. A quasi-experiment by Greenspan, et. al (2003) found that victims who received a second response were less likely to report victimization on a subsequent survey. An experiment by Pate, et. al (1992) also found a decrease in subsequent violence reported on a survey following a second response.

II. Objectives of the Review

The US Department of Justice has extensively funded second responder programs. But, while these programs rapidly gained in popularity in the United States, the evidence regarding their effectiveness is mixed. As noted above, although some research has indicated that second responder programs can prevent repeat victimization, several experimental studies have suggested that these programs may actually increase the odds of abuse recurring.

The purpose of the review was to compile and synthesize published and unpublished empirical studies of the effects of second responder programs on repeat incidents of family violence. In the review, we address the following questions: Do second responder programs decrease or increase the number of subsequent calls to the police? Do they decrease or increase abuse as measured on victim surveys? Does the pattern of findings suggest a net positive or negative effect of this kind of intervention?

III. Methods

Criteria for inclusion and exclusion of studies in the review

The scope of this review is experimental and quasi-experimental with matched or otherwise equivalent comparison groups. We define criteria for inclusion as follows:

Intervention

Included studies had to be evaluations of a second responder program; that is a program operated by or in cooperation with a municipal law enforcement agency in which, in response to a family violence complaint (complaints involving intimate partners, family members, or persons cohabiting), the police summon a family violence specialist or specialists to visit victims at their homes. These specialists could be victim advocates and/or specially trained police officers. The content of the contact had to be aimed at reducing the likelihood of a repeat offense and could include information about the nature of family violence, safety planning, information about legal rights and services, shelter placement, relocation assistance, and referrals to social services. We did not include those programs that contact victims only by mail or phone.

Research design

Studies had to include an acceptable comparison group which did not receive a second response. The comparison group had to consist of cases meeting the same criteria as treatment group cases (i.e. family violence complaints) and could be from the same geographic area (e.g., police precinct) as the treatment group or from another geographic area identified as having similar case and demographic make-up.⁴

Outcome measures

Included studies had to include at least one measure of new abuse following the intervention. These measures could include police reports or arrests of new offenses committed by the perpetrator against the same victim. Information about new offenses may also be derived from surveys of victims. However, reports of new abuse made to the police are ambiguous as an outcome measure since an increase in reports may indicate either an increase in abuse or no change in abuse, but greater confidence in the police as a result of the second responder intervention. Therefore, we were especially interested in studies that included reports of new abuse obtained from victim surveys, a more clear-cut measure of new abuse. At the same time, the presence of both outcome measures provides a possibility for distinguishing between reporting behavior and actual abuse. For example, a finding that abuse reported on victim surveys did not increase or declined, combined with a finding that reports of abuse to the police increased, would suggest that the program had increased the willingness of women to report abuse to the police.

Search strategy

The search strategy was developed and implemented with the assistance of the director of the Criminal Justice Collection at the Rutgers University Law School Library. We employed multiple strategies in performing an exhaustive search for literature that meets the eligibility criteria defined above. First, we performed a key word search on a variety of online databases. Second, we reviewed the bibliographies of all second responder studies that we located. Third, we performed hand searches of leading journals in the field.⁵ Fourth, we searched the DOJ Office of Violence Against Women website for a listing of federally-funded second responder programs and any evaluations conducted on those programs. Fifth, after finishing the above searches and reviewing candidate studies, we e-mailed five authors of papers that described second responder programs, but whose methods did not satisfy our requirements for inclusion: We asked these authors whether they had authored any other studies that might qualify. Sixth, we e-mailed key scholars knowledgeable about the criminal justice response to family violence to find out whether they knew of any studies that we had not included. Finally, we consulted with

⁴ By similar case make-up, we mean that the distribution of types of offenses (eg., assault, harassment, violation of restraining order, etc. had to be comparable between the intervention and control areas. By similar demographic make-up, we mean that the distribution of basic demographics available on police reports (victim and abuser age, gender, and race) and from census data (indicators of concentrated disadvantage) had to be comparable between the intervention and control sites.

⁵ These journals included: *Criminology*, *Criminology and Public Policy*, *Justice Quarterly*, *Journal of Research in Crime and Delinquency*, *Journal of Experimental Criminology*, *Violence and Victims*, *Journal of Interpersonal Violence*, *British Journal of Criminology*, *Crime and Delinquency*, *Journal of Criminal Law and Criminology*, and *Journal of Family Violence*, *Violence Against Women*, *Aggression and Violent Behavior*, and *Aggressive Behavior*.

information specialists at the Rutgers University Criminal Justice Collection and Cambridge University Library throughout the review to adjust search strategies based on information gained to that point.

We included the following databases in our search:

1. Criminal Justice Periodical Index
2. Criminal Justice Abstracts
3. National Criminal Justice Reference Services (NCJRS) Abstracts
4. Sociological Abstracts
5. Social Science Abstracts (SocialSciAbs)
6. Social Science Citation Index
7. Dissertation Abstracts
8. National Institute of Justice
9. Office of Violence Against Women
10. Office for Victims of Crime
11. British Home Office
12. Australian Criminology Database (CINCH)
13. Government Publications Office, Monthly Catalog (GPO Monthly)
14. C2 SPECTR (The Campbell Collaboration Social, Psychological, Educational and Criminological Trials Register)
15. PsychInfo
16. Google
17. Google Scholar
18. Academic Search Premier
19. Web of Knowledge
20. Mincava
21. Justice Research and Statistics Association
22. California Post Library
23. Social Drugscope.org.uk

The following keywords were used to search the databases listed above (in all cases where police is listed we also used “policing”):

1. Second responder program
2. Coordinated community response
3. Police OR law enforcement AND repeat domestic violence OR wife abuse OR marital violence
4. Police OR law enforcement AND crisis intervention AND domestic violence OR marital violence OR wife abuse
5. Police OR law enforcement AND domestic violence advocates OR battered wom*n OR family violence AND evaluation AND response OR services
6. Police OR law enforcement AND home visitation AND evaluation
7. Police OR law enforcement AND intimate partner violence AND evaluation AND response OR services

Potential candidates found through the search procedures described above were examined for relevance. As a first step, abstracts were reviewed by one or more of the search team members, and an initial decision made about whether the study seemed to meet the eligibility criteria for the meta-analysis. For those that were deemed possible candidates, a full text copy was printed through the Criminal Justice Collection at Rutgers University. In several cases where we were unable to locate full-text versions of the studies found through searches of the various databases listed above, we contacted the author(s) of the article to get a copy of the full-text version of the study.

The Collection director reviewed each paper located and, if it appeared to meet the established criteria, passed the paper along to one of the principals for further review. A handful of studies where there was a question about relevance were discussed among the three principals prior to making a decision to include. These were papers which did not specify the method of the second response intervention – whether it involved a home visit (eligible) or just a phone call (ineligible). In two instances, we wrote or spoke with authors to determine whether the intervention fit the definition of an eligible second responder program.

Selection of Studies

We found a total of 22 studies that discussed second responder programs. We eliminated three studies that examined a second response, but a response consisting of phone rather than face-to-face contact. We eliminated four studies that did not report recidivism data. We eliminated five other studies because they did not meet our research design standards: four of these collected only aggregate data and one had no comparison group.

That left ten studies – described in the next section – that met our criteria. This is a small number of studies, but they were generally of high quality. Three of these were unpublished, indicating the utility of using search procedures outside of library databases. Two of these unpublished studies were uncovered as a result of writing to authors of other papers uncovered in the database searches that did not meet our criteria for inclusion. It is significant that many of the papers we uncovered – both the ones that met our criteria and those that did not – were quite recent. This suggests that second responder programs are becoming an area of increased research concern.

Data Management and Extraction

After collecting an electronic or paper copy of each article or report, we extracted pertinent data from each eligible article using a coding form. A detailed coding protocol was used to extract as much pertinent information for analysis as possible from each report or article. However, many of the potentially relevant variables were not reported well enough in the source studies to allow systematic comparison.

Two trained researchers independently coded all eligible studies. Uncertainty and disagreement between the two coders were resolved through discussion and consultation. Later, a reconciliation process occurred where all disputed cases were resolved with one of the principal researchers. Two main outcome measures were available for a sufficient number of studies to permit meta-analysis. One outcome was based on *police data* (i.e.,

whether a new domestic violence incident was reported to the police in the form of a crime report within six months of the triggering incident) and the other was based on *survey data* collected by researchers (i.e., whether a new domestic violence incident occurred and was reported to a researcher during an interview within six months of the triggering incident).

Where data were available, the selected outcome measures were coded for their means, percentage of failure, and sample sizes for each treatment/comparison group to estimate an effect size coefficient; namely, a standardized difference of means coefficient (Cohen's *d*). In other cases, where those data were not available, we coded for odds ratios representing the odds of "success" (no failure) for the intervention group participants relative to the odds for control participants. For binary outcomes, the odds ratio provides an effect size statistic that has favorable properties and yields readily interpretable results (Haddock, Rindskopf, & Shadish, 1998). In the meta analysis reported below we converted odds-ratios to Cohen's *d*, so that comparisons could be made among the studies (see below).

IV. Characteristics of Studies

The ten studies determined to be eligible were all from the U.S. Three of the studies were conducted in New York City, three were conducted in New Haven, CT, and the other four in four different cities. Rob Davis was an author on three of the studies, Carla Stover was an author on three studies, and David Weisburd and Bruce Taylor were authors on two studies each .

Five of the studies used experimental designs and five employed quasi-experimental designs with a concurrent comparison group. The interventions were quite similar between studies, however the timing of the intervention and the eligible population varied. In two of the studies, the second response was conducted immediately while responding officers were still at the scene; in three studies, the response occurred within 72 hours; in one study, the response occurred 5-7 days later; in three studies the intervention occurred 7-14 days after the incident; and one study varied the timing of the response between either immediate or 7 days post-incident. Six of the studies used family violence incidents; three used intimate partner violence incidents; one used elder abuse incidents. Four of the studies included only arrest cases in the samples while the others sampled complaints regardless of whether an arrest was made.

A brief description of each study is presented below, and a synopsis appears in Table 1.

Davis and Taylor, 1997

Davis and Taylor describe a second responder program jointly sponsored by New York's Victim Services (now Safe Horizon) with the New York Police Department. The intervention teamed a social worker with a police officer to follow up on incidents of family violence reported in targeted New York public housing projects, usually 7-14 days after an incident was reported to the police. The study also included a public education treatment which was unrelated to the second response treatment. A significant advantage

of the sampling frame used in this and the other New York studies (see below) was that, because residents of public housing seldom move, researchers were able to achieve a high response rate in victim surveys. Face-to-face contact was made with victims in 69% of households assigned to the second responder intervention: in the remainder of cases, literature was left for later perusal by household members. The researchers randomly assigned 435 households to receive or not to receive a second response at the time a call for service was logged by the police. Repeat abuse was assessed by examining calls to the police involving the same victim and offender and using victim surveys. The surveys had a 72% response rate. Both sets of outcome data were collected six months after the trigger incident.

Davis and Medina, 2001

Davis and Medina used the same procedures as the earlier Davis and Taylor study. That is, the study was an evaluation of the same Victim Services/New York Police Department program; cases were randomly assigned to treatments; and a public education treatment was included that was unrelated to the second response intervention. Like the earlier study, Davis and Medina also studied incidents generated from public housing units. However, instead of a sampling frame defined by police reports of family violence incidents, Davis and Medina's sampling frame consisted of 406 elder abuse cases. The authors report a face-to-face contact rate of 84% with victims assigned to the second response condition. Repeat abuse was assessed at both six and twelve months post-incident using both incidents reported to the police involving same victim and offender as well as victim surveys. The surveys had better than a 70% response rate.

Taylor, unpublished

In an unpublished study, Taylor conducted another evaluation of the Victim Services/NYPD model again using a true experimental design. This study used a sample of 197 arrest cases drawn from family violence incidents in public housing units. As in the other New York studies, the second response was delivered by a social worker/police officer team 7-14 days after the initial patrol response. Police reports involving the same victim and perpetrator were collected and victim surveys conducted six months after the trigger incident. Again, more than 70% of victims completed the surveys.

Davis, Weisburd and Hamilton, 2007

Davis, Weisburd and Hamilton studied a second response program run by the Redlands, CA Police Department. For purposes of the study, households reporting eligible family violence incidents were randomly assigned to receive either an immediate second response, a delayed (7-day post-incident) second response, or no second response. A specially trained female domestic violence police officer delivered the second response, usually with another police officer. Contact with the victim was established in 84% of the cases assigned to the second response condition. The study tracked 308 cases for six months using police reports of new incidents between victim and perpetrator and victim surveys. Surveys were successfully completed in 41% of the cases in the sample. The response rate would have been far less had the researchers not used letter incentives and home visits to elicit surveys from victims who could not be interviewed by phone.

Greenspan, Weisburd, Lane, and Ready, 2003

Greenspan, Weisburd, Lane, and Ready reported on a second response program in Richmond, VA. The researchers used a quasi-experimental design with a sample of 120 family violence incidents. The intervention was an immediate response by social workers employed by the Department of Social Services. The researchers compared households that received a second response in two targeted precincts with family violence cases in two precincts that did not have a second response program. The researchers note that officers in the targeted precincts only summoned second responders in a small proportion of cases. Since the researchers do not know the criteria that officers used in selecting cases for second responses, it is difficult to be certain that the cases selected for the intervention were truly comparable to cases in the control precincts. At the same time, the researchers found that the treatment cases were similar to the general population of cases in the city. Moreover, they compared the treatment and control conditions and found the groups very similar on a series of demographic characteristics. The only outcome that researchers report is a victim survey abuse measure gathered six months after the trigger incident. Interviews were completed with 76% of eligible victims.

Pate, Hamilton, and Annan, 1992

Pate, Hamilton, and Annan conducted an experimental evaluation of a second response program in Miami as part of the SARP replication of the Minneapolis domestic violence arrest experiment. The second response treatment was independent of the arrest treatment, and involved a home visit made by a domestic violence detective within 72 hours of the family violence complaint. In ninety-five percent of households assigned to the second response condition, face-to-face contact was established with the victim, a figure significantly higher than in the New York experiments. The study tracked 907 family violence complaints for six months and gathered information on new complaints made to the police involving same victim and perpetrator as well as surveys of victims. Victim surveys had a 65% response rate.

Hovell, Seid, and Liles, 2006

Hovell, Seid, and Liles conducted a quasi-experimental evaluation of a second response program run by the police in cooperation with multiple community organizations in San Diego. Responding police officers called for services of a family violence response team after stabilizing the crime scene. The initial visit was followed up by other services within a week of the incident. Researchers compared 307 households that received the second response with a comparison group of 498 cases drawn from the same area the year before the second response program started. Repeat violence was assessed by examining records of family violence complaints that were made from sampled households (it was not possible to match victim and perpetrator names, so address was used as a proxy). The study did not include a survey measure of repeat violence.

Casey, Berkman, Stover, Gill, Durso, and Marans, 2007

Casey, Berkman, Stover, Gill, Durso, and Marans describe a second responder program that partnered the New Haven Department of Police Service and the Yale Child Study Center. Home visits were conducted by police-advocate teams within 5-7 days of reported intimate partner violence incidents in four of New Haven's ten policing districts.

The researchers used a quasi-experimental design that compared 102 arrest cases that received a second response with 102 arrest cases in six control districts. The comparison cases were selected for their proximity in time to the cases receiving the intervention and their similarity across multiple matched variables including seriousness of charge, history of domestic violence, nature of victim-perpetrator relationship, number of days perpetrator was incarcerated following the target incident, age of victim and perpetrator, and ethnicity of victim and perpetrator. Recidivism was defined as any domestic violence intervention by the police in the 12 months following the trigger incident (the authors do not report whether any repeat incidents had to involve the same victim and perpetrator).

Stover, Berkman, Desai, and Marans, unpublished (1)

Stover, Berkman, Desai, and Marans studied the same New Haven intervention described above in Casey et al. using a similar quasi-experimental design that compared households in five New Haven police districts that housed second response teams with five that did not. As in the Casey et al study, the sampling frame consisted of intimate partner cases in which an arrest had been made. One difference in the intervention was that Stover et al report that the second response was delivered within 72 hours of the incident while Casey et al report that the intervention was delivered 5-7 days afterwards. Relative to the Casey study, the sample in Stover is reported to contain fewer married couples and lower levels of violence severity. The researchers initially identified 430 cases and obtained interviews 6-12 months post-intervention with 107 victims, or approximately one-quarter of those attempted, making this the lowest response rate among studies examined in this review. The study also contained a measure of repeat victimization 12 months post-intervention based on police records. No matching was reported to equate second response and control groups on initial characteristics, but the analyses introduced covariates including victim ethnicity, nature of charge, substance abuse, and arrest history.

Stover, Poole, and Marans, unpublished (2)

Stover, Poole, and Marans conducted another evaluation of the New Haven second responder program reported in Casey et al and the earlier Stover et al study. The sampling frame included all intimate partner arrest cases (N=512) reported to the New Haven police in a one month period in 2005. The recidivism measure consisted of new incidents reported to the police within 12 months of the sampled incident. The sample in this study was a superset of the sample reported in the earlier Stover et al paper; however, this study does not contain a measure based on victim surveys. Therefore, when analyzing police outcomes, we used the measure of recidivism based on police data from the larger sample reported in this paper; when analyzing victim survey measures, we used the measure reported in Stover, Berkman, Desai, and Marans. No matching was reported to equate second response and control groups on initial characteristics, but the analyses introduced covariates including victim ethnicity and perpetrator criminal history.

Methodological Quality

Referring back to Table 1, a number of features of this body of research on second

responders to domestic violence are notable. In general, the methodologies used in the studies are of high quality. As mentioned, half of the 10 studies are randomized experimental designs. Most of the sample sizes are large. The average sample size is just over 400, ranging from 107 cases to 907 cases (half of the studies had over 400 cases). In a majority of studies that report victim survey data, the survey response rate was over 70%.

The experimental studies report that the full intervention (face-to-face contact at victim's households) occurred in at least seven of ten cases assigned to receive a second response. (In the other cases, literature was left for subsequent perusal.) (The Taylor study is an exception: No data on the proportion of successful second responses is available). All of these studies base their analyses on the intention to treat. However, none of the quasi-experiments report the proportion of households which were assigned to receive a second response but in which face-to-face contact failed to be established. All base their analyses on cases in which the second response was fully implemented. The fact that the households assigned to treatment, but not treated, were omitted makes the problem of identifying appropriate control cases more difficult. It violates the assumption of *strong ignorability* since it increases the likelihood that treatment outcomes may be related to treatment assignment. For example, those people who spend more time at home will be more likely to be included in the home visit group, but – according to routine activity theory – also may be more likely to be re-abused since they are exposed for longer periods to their batterer in an environment without capable guardians. These considerations make it especially important to analyze data from experiments separately.

Narrative Review

There was a fair degree of consistency among the ten included studies with respect to outcome measures based on reports made to the police. Eight of the studies reported more subsequent calls to the police among households that received the second response intervention. Two studies reported more police reports among control households: The Taylor study reported a very slight increase in calls among control cases. However, Casey et al reported a large reduction in calls to the police as a result of the second response intervention. What makes this particularly curious is that the Casey study is contradicted by later work by the same research group (the two Stover papers) studying the same intervention. Both of the Stover papers report more subsequent abuse among households that received a second response. Stover, Poole, and Marans speculate that the contradictory results may result from differences in the samples in ethnicity and proportion of married couples.

The results for outcomes based on victim surveys are consistent in that none of the studies found a large effect either in the direction of increased or decreased abuse. Five studies (Davis & Taylor; Taylor, Davis & Medina, Davis, Weisburd, & Hamilton, and Stover, Berkman, Desei, and Marans) found more abuse reported among victims in the second response condition while two studies (Greenspan, et al and Pate et al) reported less. Three of the studies finding greater abuse among experimental cases were conducted at Victim Services in New York. All of the New York studies were conducted in public housing settings where residential stability is high and victims may be reluctant

to “solve” the battering problem by moving. Both of the studies finding greater abuse among control cases were conducted at the Police Foundation, although with different researchers.

V. Meta-analysis Results

We conducted our statistical analyses using conventional meta-analysis techniques as presented in Lipsey and Wilson (2001). We conducted all meta-analytic calculations with the program Comprehensive Meta-analysis 2.2 (CMA Version 2.2) (Borenstein, Hedges, Higgins, & Rothstein, 2005). For each meta-analysis conducted, a forest plot displays each study’s individual effect size (Cohen’s d), standard error for that point estimate, p value for that estimate, and confidence intervals around the point estimates. In general, the narrower the confidence interval, the more confident we are that the true impact is near the estimated value. Also, the overall average effect sizes (across all the studies) are presented (fixed effect/random effect) at the bottom of the individual studies.

The heterogeneity among the effect estimates was assessed by the Q test, and the I^2 index (Higgins & Thompson, 2002; Huedo-Medina, Sánchez-Meca, Marín-Martínez, & Botella, 2006). The homogeneity/heterogeneity analysis test we conducted assessed whether variations in the effect sizes are due to sampling error or other factors. For two of the three models we assessed, the analyses of the overall effects revealed Q and I^2 statistics that were not large enough to allow us to reject the null hypothesis of homogeneity. That is, the variability across effect sizes did not exceed what would be expected based on sampling error (Lipsey & Wilson 2001). However, for the one model (police data for quasi and randomized experimental studies) the statistics measuring heterogeneity suggested that a random effects model might be more appropriate. The random effects model calculates variance considering both between study variance and within study variance, whereas only within study variance is used to compute variance under the fixed effects model (Lipsey & Wilson 2001). If no between-study variability exists, the computations from the fixed and random effects models will not differ (Lipsey & Wilson 2001).

Table 2 presents a summary of all of the meta analysis results. We present the results of each of the individual studies in the forest plot figures. Figure 1 displays a forest plot of the effect size distribution for the eight studies that included outcome measures based on police reports. The fixed effects model results show a standard difference in means of 0.12 (std. error = 0.05, significant at the .01 level). The mean odds ratio for the eight studies is 1.23, indicating that the odds of reporting new abuse to the police were about 1-1/4 times higher for households assigned to a home visit treatment.

However, since the Q statistic indicates substantial heterogeneity among the included studies ($Q=24.24$, $df=7$, $p=.001$), we re-analyzed the police outcomes using a random effects model. Figure 1 also displays a forest plot for the standard difference in means based on the random effects model. The effect size of 0.08 was similar to the fixed effects results although the result with the random effects model does not approach statistical significance.

Because of the failure of quasi-experiments to analyze results according to the intent to treat as discussed above, it is of particular interest to examine only experimental studies. Therefore, we conducted another analysis of the police outcomes, this time including only the five studies using a true experimental design. For this set of studies, the Q statistic supported the use of a fixed effects model ($Q=3.09$, $df=4$, $p=0.54$). The effect size of the meta analysis displayed in Figure 2, are similar to the results including both experimental and quasi-experimental designs. The standard difference in means was 0.12 (std. error = 0.06). However, following the fixed model results, this analysis suggests a statistically significant outcome.

Finally, we examined outcomes using data from victim surveys. Again, the Q statistic supported the use of a fixed effects model ($Q=9.36$, $df=6$, $p=0.15$). For this analysis, the standard difference in means reported in Figure 3 was close to zero (-0.01) indicating no meaningful effect of the intervention on this outcome measure.

VI. Discussion

Overall, the meta analysis results indicate that second responder programs lead to slightly higher reporting of abuse as compared with standard approaches. An increase in calls to the police can be interpreted in one of two ways: Either victims are experiencing more abuse as a result of the intervention, or the intervention has increased confidence in the police. Victim surveys are essential to determining which of these alternatives is true. Meta-analysis of the survey results showed no statistically significant effect of the second responder intervention on reports of abuse.

Therefore, we believe that, while second responder programs may slightly increase victims' confidence in the police to report abuse, they do not reduce the likelihood of repeat violence. Policy makers will have to decide whether the small gain in willingness to call the police is worth the cost of these programs.

We noted in our literature search that there has been a substantial increase in papers about second responder programs in recent years. Although most did not meet the standards for this review, it seems likely that the number of high quality studies will expand making this a worthwhile area to revisit in another few years.

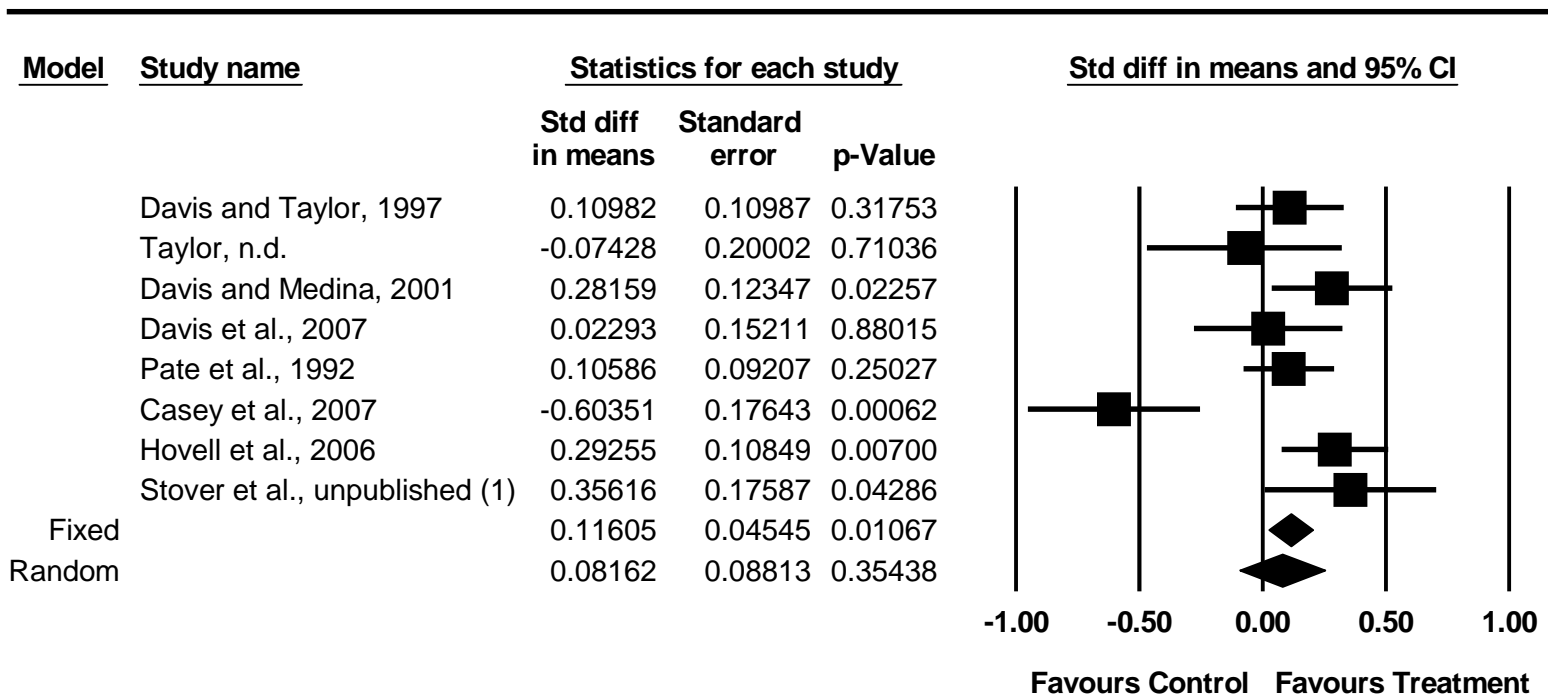


Figure 1: Fixed and Random Effects Models for Reports of Abuse to the Police: Experimental & Quasi-Experimental Designs

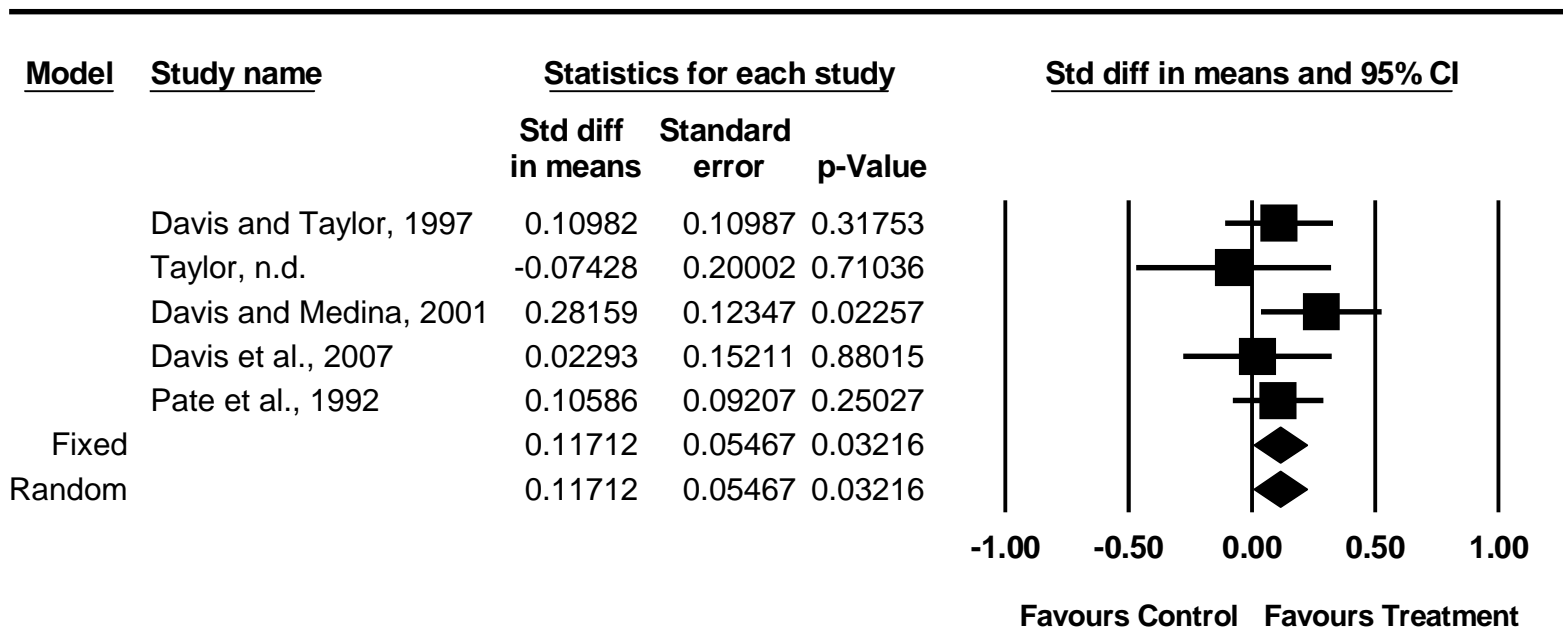


Figure 2: Fixed and Random Effects Models for Reports of Abuse to the Police: Only True Experimental Designs

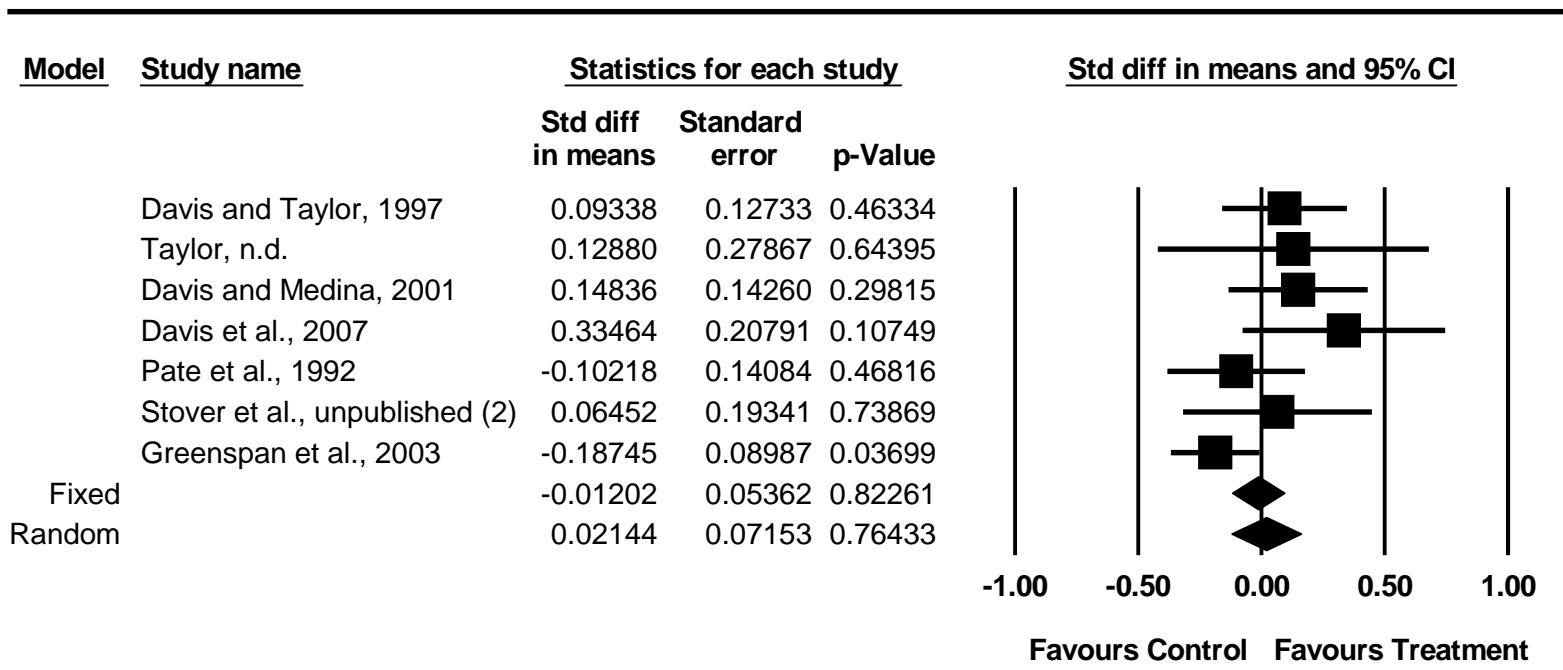


Figure 3: Fixed and Random Effects Models for Reports of Abuse to Interviewers on Surveys: Experimental and Quasi-Experimental Designs

References

- Anderson, D., Chenery, S. & Pease, K. (1995). *Biting back, tackling repeat burglary and car crime* (Crime Detection & Prevention Series Paper 58). London: Home Office.
- Borenstein, M. J., Hedges, L.V., Higgins, J., & Rothstein, H. (2005). *Comprehensive Metaanalysis* (Vers.2). Englewood, NJ: Biostat.
- Casey, R.L., Berkman, M., Stover, C.S., Gill, K., Durso, S., & Marans, S. (2007). Preliminary results of a police-advocate home-visit intervention project for Victims of domestic violence. *Journal of Psychological Trauma, 61*, 39-49.
- Davis, R.C. & Medina, J. (2001). Results from an elder abuse prevention experiment In New York City. *National Institute of Justice Research in Brief*, Washington, DC: U.S. Department of Justice.
- Davis, R.C. & Smith, B. (1994). Teaching victims crime prevention skills: Can individuals lower their risk of crime? *Criminal Justice Review, 19*, 56-68.
- Davis, R.C., Weisburd, D., & Hamilton, E.E. (2001). *Preventing repeat incidents of family violence: A randomized field test of a second responder program in Redlands, CA*. Washington, DC: Police Foundation.
- Davis, R.C. & Taylor, B. (1997). Evaluating a proactive police response to domestic violence: The results of a randomized experiment. *Criminology, 35*, 307-333.
- Davis, R.C., Maxwell, C. & Taylor, B. (2006). Preventing repeat incidents of family violence: Analysis of data from three field experiments. *Journal of Experimental Criminology, 2*, 183-210.
- Dean, C. W., Lumb, R., Proctor, K., Klopovic, J., Hyatt, A. & Hamby, R. (2000). *Social Work and Police Partnership: A Summons to the Village Strategies and Effective Practices*. (A Report of the Charlotte-Mecklenburg Police Department and the University of North Carolina at Charlotte). Raleigh, NC: North Carolina Governor's Crime Commission.
- Fagan, J. A. (1989). Cessation of family violence: Deterrence and dissuasion. In L. Ohlin & M. Tonry (Eds.), *Family Violence* (Vol. 11). *Crime and Justice: A Review of Research*. Chicago: University of Chicago Press.
- Feld, S. L., & Straus, M. A. (1989). Escalation and desistance of wife assault in marriage. *Criminology, 27*(1), 141-161.
- Greenspan, R., Weisburd, D., Lane, E., Ready, J., Crossen-Powell, S., & Booth, W.C. (2003). *The Richmond/Police Foundation domestic violence*

- partnership*. Washington, DC: Police Foundation.
- Haddock, C. K., Rindskopf, D., Shadish, W. R. (1998). Using odds ratios as effect sizes for meta-analysis of dichotomous data: A primer on methods and issues. *Psychological Methods*, 3(3), 339-353.
- Higgins, J. P. T. & Thompson, S. G. (2002). Quantifying heterogeneity in a meta-analysis. *Statistics in Medicine*, 21, 1539-1558.
- Hovell, M.F., Seid, A.G., & Liles, S. (2006). Evaluation of a police and social services Domestic violence program: Empirical evidence needed to inform public health policies. *Violence Against Women*, 12, 137-159.
- Huedo-Medina, T. B., Sanchez-Meca, J., Marin-Martinez, F., & Botella, J. (2006). Assessing heterogeneity in meta-analysis: Q statistic or I2 index? *Psychological Methods*, 11, 193-206.
- Lipsey, M. W., & Wilson, D. B. (2001). *Practical meta-analysis*. Thousand Oaks, CA: Sage.
- Maxwell, C. D., Garner, J. H., & Fagan, J. A. (2002). Research, policy and theory: The preventive effects of arrest on intimate partner violence. *Criminology and Public Policy*, 2(1), 51-80.
- Mickish, J. E. (2002). Domestic Violence. pp. 77-118 in B. D. Byers & J. E. Hendricks (Eds.), *Crisis Intervention in Criminal Justice/Social Services*, Third Edition. Springfield, IL: Charles C. Thomas.
- Pate, A., Hamilton, E.E., & Anan, S. (1992). *Metro-Dade spouse abuse replication project technical report*. Washington, D.C.: Police Foundation.
- Quigley, B. M., & Leonard, K. E. (1996). Desistance of husband aggression in the early years of marriage. *Violence and Victims*, 11(4), 355-370.
- Stover, C.S., Poole, G., & Marans, S. (n.d.). The domestic violence home visit Intervention: Impact on police reported incidents of repeat violence over twelve months. Unpublished paper.
- Stover, C.S., Berkman, M., Desai, R., & Marans, S. (n.d.). The efficacy of a police-advocacy intervention for victims of domestic violence: 12-month follow-up data. Unpublished paper.
- Taylor, B. (n.d.). *Do home visits reduce repeat domestic abuse calls to the police?* Unpublished paper.

Table 1: Summary of Eligible Studies

Study name	Design	Sample size	Type of sample	Coded Outcome(s) and length of follow-up	% of home visits completed (involving face-to-face contact with victim)
1 Pate et al 1992	Randomized	907	Intimate partner assault - crime complaints	Reports to police (6 m) Survey abuse measure (6 m)	100%
2 Davis & Taylor 1997 (DVIEP)	Randomized	435	Family violence assault- crime complaints	Reports to police (6 m) Survey abuse measure (6 m)	85%
3 Taylor nd (PSA-2)	Randomized	197	Family violence - police arrests	Reports to police (6m and 12m) Survey abuse measure (6m and 12m)	85%
4 Davis & Medina 2001 (elder abuse)	Randomized	403	Elder abuse - crime complaints	Reports to police (6m and 12m) Survey abuse measure (6m and 12m)	50%
5 Davis et al 2007 (Redlands)	Randomized	308	Intimate partner assault - crime complaints	Reports to police (6 m) Survey abuse measure (6 m)	84%
6 Greenspan et al 2003	Quasi	120	Intimate partner assault - police arrests	Survey abuse measure (6 m)	100%
7 Hovell et al 2006	Quasi	825	Any police response to any type of intimate partner crime	Reports to police (6m and 12m)	100%
8 Casey et al 2007	Quasi	204	Intimate partner assault - police arrests	Reports to police (12m)	100%
9 Stover et al unpublished (1)	Quasi	512	Any repeat intimate partner violence - police arrests	Reports to police (6m and 12m)	Not Available
10 Stover et al unpublished (2)	Quasi	107	Intimate partner assault, harassment, and restraining order - police arrests	Survey abuse measure (6m and 12m)	Not Available

Table 2: Overall Summary of Metanalysis Results for Police and Victim Interview Data

Source	Design	# Studies	Model	Effect size				Test of null (2-Tail)		Heterogeneity		
				Point estimate	Standard error	Lower limit	Upper limit	Z-value	P-value	Q-value	df (Q)	P-value
Police	Experimental & Quasi Experimental	8	Fixed	0.116	0.045	0.027	0.205	2.553	0.011	24.239	7.0	0.001
Police	Experimental & Quasi Experimental	8	Random	0.082	0.088	-0.091	0.254	0.926	0.354			
Police	Experimental	5	Fixed	0.117	0.055	0.010	0.224	2.142	0.032	3.093	4.0	0.542
Police	Experimental	5	Random	0.117	0.055	0.010	0.224	2.142	0.032			
Victim	Experimental & Quasi Experimental	7	Fixed	-0.012	0.054	-0.117	0.093	-0.224	0.823	9.363	6.000	0.154
Victim	Experimental & Quasi Experimental	7	Random	0.021	0.072	-0.119	0.162	0.300	0.764			

Appendix: SECOND RESPONDER META ANALYSIS CODING SHEETS

I. ELIGIBILITY CHECK SHEET

1. Document ID:
2. First author last name:
3. Study Title:
4. Journal Name, Volume and Issue:
5. Document ID:
6. Coder's Initials
7. Date eligibility determined:
8. A study must meet the following criteria in order to be eligible. Answer each question with a "yes" or a "no"
 - a. Study is an evaluation of a second responder program, that is a program operated by or in cooperation with a municipal law enforcement agency that attempts to visit the homes of victims following the initial police response to a family violence incident.
 - b. Study includes a comparison group which did not receive a second response.
 - c. The study reports on at least one measure of repeat family violence crimes and/or abuse derived from police reports or surveys with victims.
 - d. The study is written in English.

If the study does not meet the criteria above, answer the following question:

- a. The study is a review article that is relevant to this project (e.g. may have references to other studies that are useful, may have pertinent background information)

9. Eligibility status:
 Eligible
 Not eligible
 Relevant review

Notes:

II. CODING PROTOCOL

Reference Information

1. Document ID: _ _ _ _

2. Study author(s): _____

3. Study title: _____

4a. Publication type: _____

1. Book
2. Book chapter
3. Journal article (peer reviewed)
4. Thesis or doctoral dissertation
5. Government report (state/local)
6. Government report (federal)
7. Police department report
8. Technical report
9. Conference paper
10. Other (specify)

4b. Specify (Other) _____

5. Publication date (year): _____

6a. Journal Name: _____

6b. Journal Volume: _____

6c. Journal Issue: _____

7. Date range of research (when research was conducted):

Start: _____

Finish: _____

8. Source of funding for study: _____

9. Country of publication: _____

10. Date coded: _____

11. Coder's Initials: __ __ __

Describing the Sample

12. What types of incidents were eligible? (Select all that apply)

- 1. Intimate partner cases
- 2. Family abuse cases
- 3. Elder abuse cases
- 4. Other (specify)

12b. Specify (Other) _____

13. What kinds of criminal charges were eligible? (Select all that apply)

- 1. Assault
- 2. Harassment
- 3. Menacing
- 4. Violation of restraining order
- 5. Other (specify)

13b. Specify (Other) _____

14. What type police responses were eligible?

- 1. Cases in which an arrest was made
- 2. Cases in which crime complaints were filed
- 3. Any report, founded or unfounded
- 4. Other (specify)

14b. Specify (Other) _____

15. Other than the factors described in 12-14, describe any restrictions on selecting cases for the sample: Is there reason to think that the sample is not representative of all DV complaints within the jurisdiction studied?

16. Characteristics of victims in the sample (enter N/I for not included)

- a. Average age _____
- b. Gender
 - 1. Percent female _____ %
 - 2. Percent male _____ %
- c. Education
 - 1. High school grad _____ %
 - 2. Did not graduate high school _____ %
- d. Currently employed
 - 1. Employed full time _____ %
 - 2. Employed part-time _____ %
 - 3. Not employed _____ %
- e. Residence type
 - 1. Own home _____ %
 - 2. Rent _____ %
 - 3. Public housing _____ %

17. Characteristics of perpetrators in the sample (enter N/I for not included)

- a. Average age _____
- b. Gender
 - 1. Percent female _____ %
 - 2. Percent male _____ %
- c. Education
 - 1. High school grad _____ %
 - 2. Did not graduate high school _____ %
- d. Currently employed
 - 1. Employed full time _____ %
 - 2. Employed part-time _____ %
 - 3. Not employed _____ %
- e. Residence type
 - 1. Own home _____ %
 - 2. Rent _____ %
 - 3. Public housing _____ %

Describing the Response

18. What did home visits consist of? (Select all that apply)

- 1. Assess victim's current situation and history of abuse in relationship
- 2. Develop safety plan with victim
- 3. Discuss nature of abuse
- 4. Assess victim needs
- 5. Provide information and referrals to service programs

6. Interact with abuser
7. Other

18b. Specify (Other)_____

19. Who was involved in the implementation of the response? (Select all that apply)

1. Domestic/family violence police officer
2. Police victim caseworker
3. Prosecutor victim caseworker
4. Independent victim advocate
5. Other (specify)

19b. Specify (Other)_____

20. How long after the incident was reported was the second response attempted?

1. Within 24 hours
2. Within several days of incident
3. More than several days after incident
4. Other (specify)

20b. Specify (Other)_____

21. Is information provided on the average length of visits?

1. No
2. Yes → Average length: _____

22. Was the visit unannounced, or was there an attempt made to call the victim first?

1. Visits were typically unannounced
2. Phone contact attempted prior to visit
3. Other (specify)

23. Is information available on how often perpetrators were present during visit?

1. No
2. Yes → % of cases: _____

23b. Specify (Other)_____

24. Did the second response program exist prior to the evaluation, or was program implemented in conjunction with the evaluation?

1. Program implemented in conjunction with evaluation
2. Program existed prior to evaluation → For how long? _____

25. Does study indicate that author(s) had a relationship with the program prior to the evaluation?

1. No indication of prior relationship

2. Paper indicates prior relationship (describe: _____)

Implementation of Response

26. In what proportion of targeted households did the second responders establish face-to-face contact with the victim? _____ %

27. If face-to-face contact could not be established, what did the intervention consist of (e.g., literature or letter left; phone call):

Location of the intervention

28. Country where study was conducted: _____

29. City (and state/province, if applicable) where study was conducted:

The following questions refer to the area receiving treatment:

30. Geographic area receiving treatment: _____

1. Micro place (street segments/blocks)/ public housing development
2. Neighborhood/police beat
3. Police district/precinct
4. Entire city
5. Other (specify)

30b. Specify (Other) _____

31. What is the exact geographic area receiving treatment?

The following refer to the area not receiving treatment (applicable if there is a separate control group in the study)

32. Was comparison group drawn from different geographic area than treatment group?

1. No ==> Skip to Q 35
2. Yes

- 33a. Geographic area NOT receiving treatment: _____
1. Micro place (street segments/blocks)/public housing development
 2. Neighborhood/police beat
 3. Police district/precinct
 4. Entire city
 5. Other (specify)
 6. N/A (no control area)

33b. Specify (Other)_____

34. What is the exact geographic area not receiving treatment?

Confounding interventions

35. Was the second response treatment confounded with any other interventions (e.g., enhanced evidence collection or prosecution)? Describe: _____

Methodology/Research design:

36. Type of study:

1. Randomized experiment ==>
 - 36a. How were cases randomized? _____
-

36b. What was the rate and cause of experimental misassignments? _____

36c. Were misassignments analyzed as assigned or as treated?

1. Analyzed as assigned
2. Analyzed as treated

2. Nonequivalent control group (quasi-experimental) ==> 30d. How were control cases selected?

1. Matched cases (method of matching: _____)
2. According to objective case criteria (specify: _____)

3. Based on possibly unbiased variable (e.g., time of day, precinct)
4. Selected by staff conducting intervention using subjective criteria
5. Treatment refusers or drop-outs
6. Other (Specify: _____)

37. If more than one treatment or comparison group used, describe nature of each:

Treatment groups

Comparison groups

38. Were efforts made to determine similarity in case, victim, and/or perpetrator criteria between treatment and comparison groups?

1. No
2. Yes → 31a. What were the results? _____

39. Did researchers believe any baseline differences biased study results? If so, in what direction? _____

Outcomes reported

40. Which outcome measures are reported in the study?

	Same victim as original incident	Any victim
1. New family violence incident reports to the police	_____	_____
2. New family violence arrests	_____	_____
3. New arrests for any offense	_____	_____
4. New abuse (from victim survey)		
4. Satisfaction with police response (from victim survey)		
5. Willingness to report future incidents (from victim survey)		
4. Awareness/use of victim services (from victim survey)		

40b. Specify (other) _____

NOTE: COMPLETE ITEMS 41-60 FOR EACH OUTCOME MEASURE REPORTED (AND FOR EACH SET OF CONTROL-TREATMENT COMPARISONS, IF MORE THAN ONE CONTROL OR TREATMENT GROUP)

41. If victim surveys were used, what was response rate? _____ %

42. Did the researcher assess the quality of the data collected?

- 1. Yes
- 2. No

43. Did the researcher(s) express any concerns over the quality of the data?

- 1. Yes
- 2. No

43b. If yes, explain

Effect size/Reports of statistical significance

Dependent Measure Descriptors

Sample size

44. What is the total sample size in the analysis? _____
45. What is the total sample size of the treatment group (group that receives the response)? _____
46. What is the total sample size of the control group? _____
47. Did the analysis include all cases assigned to treatment or only those with whom face-to-face contact was established by the home visit team?
1. All cases assigned to treatment
 2. Only cases where victim was home at time of visit

Effect Size Data

48. Raw difference favors (i.e. shows more success for):
1. Treatment group
 2. Control group
 3. Neither (exactly equal)
 9. Cannot tell (or statistically insignificant report only)
49. Did a test of statistical significance indicate statistically significant differences between the control and treatment groups?
1. Yes
 2. No
 3. Can't tell
 4. N/A (no testing completed)
50. Was a standardized effect size reported?
1. Yes
 2. No
51. If yes, what was the effect size? _____
52. If yes, page number where effect size data is found _____
53. If no, is there data available to calculate an effect size?
1. Yes
 2. No

54. Type of data effect size can be calculated from:
1. Means and standard deviations
 2. t -value or F -value
 3. Chi-square ($df=1$)
 4. Frequencies or proportions (dichotomous)
 5. Frequencies or proportions (polychotomous)
 6. Other (specify)

54b. Specify (other) _____

Means and Standard Deviations

55a. Treatment group mean. _____

55b. Control group mean. _____

56a. Treatment group standard deviation. _____

56b. Control group standard deviation. _____

Proportions or frequencies

57a. n of treatment group with a successful outcome. _____

57b. n of control group with a successful outcome. _____

58a. Proportion of treatment group with a successful outcome. _____

58b. Proportion of control group with a successful outcome. _____

Significance Tests

59a. t -value _____

59b. F -value _____

59c. Chi-square value ($df=1$) _____

Calculated Effect Size

60. Effect size _____

Conclusions made by the author(s)

61. Conclusion about the impact of the intervention?
1. The authors conclude abuse declined
 2. The authors conclude abuse did not decline

3. Unclear/no conclusion stated by authors

62. Did the author(s) conclude that the second responder intervention was beneficial?

1. Yes
2. No
3. Can't tell

63. Did the author(s) conclude there a relationship between the treatment and a reduction in abuse? _____

1. Yes
2. No
3. Can't tell

64. Additional notes about conclusions:
