



## ARCHIVED - Archiving Content

### Archived Content

Information identified as archived is provided for reference, research or recordkeeping purposes. It is not subject to the Government of Canada Web Standards and has not been altered or updated since it was archived. Please contact us to request a format other than those available.

## ARCHIVÉE - Contenu archivé

### Contenu archivé

L'information dont il est indiqué qu'elle est archivée est fournie à des fins de référence, de recherche ou de tenue de documents. Elle n'est pas assujettie aux normes Web du gouvernement du Canada et elle n'a pas été modifiée ou mise à jour depuis son archivage. Pour obtenir cette information dans un autre format, veuillez communiquer avec nous.

This document is archival in nature and is intended for those who wish to consult archival documents made available from the collection of Public Safety Canada.

Some of these documents are available in only one official language. Translation, to be provided by Public Safety Canada, is available upon request.

Le présent document a une valeur archivistique et fait partie des documents d'archives rendus disponibles par Sécurité publique Canada à ceux qui souhaitent consulter ces documents issus de sa collection.

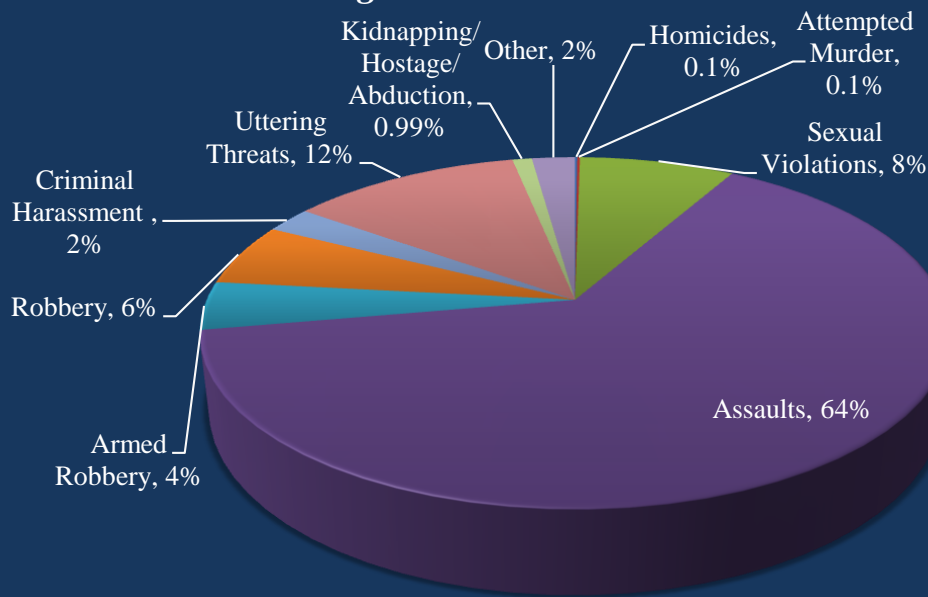
Certains de ces documents ne sont disponibles que dans une langue officielle. Sécurité publique Canada fournira une traduction sur demande.



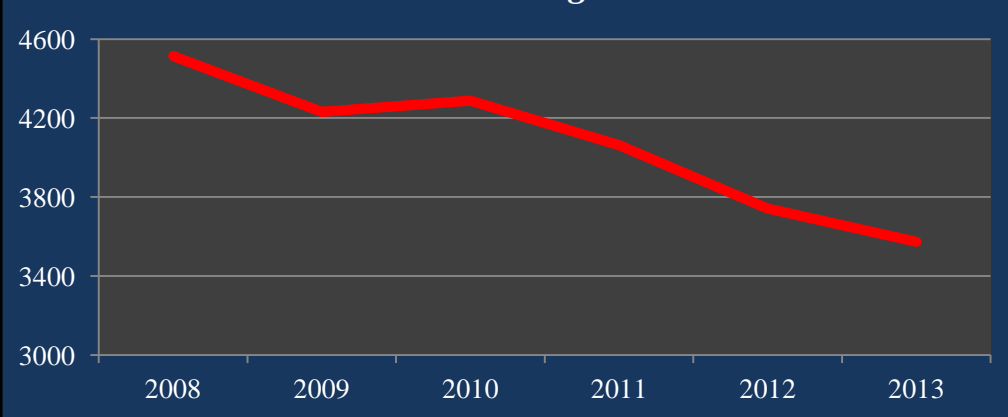
**Crimes Against the Person**

	2012	2013	% Chg.
Homicides	5	4	-20.00%
Attempted Murder	7	5	-28.57%
Sexual Violations	285	285	0.00%
Assaults	2,398	2,272	-5.25%
Armed Robbery	213	158	-25.82%
Robbery	197	205	4.06%
Criminal Harassment (Stalking)	92	85	-7.61%
Uttering Threats	441	423	-4.08%
Kidnapping/Hostage Taking/Abduction	36	57	58.33%
Other Crimes Against the Person	68	79	16.18%
<b>Total Crimes Against the Person</b>	<b>3,742</b>	<b>3,573</b>	<b>-4.52%</b>

*Crimes Against the Person - 2013*



*Annual Trend: Crimes Against the Person*

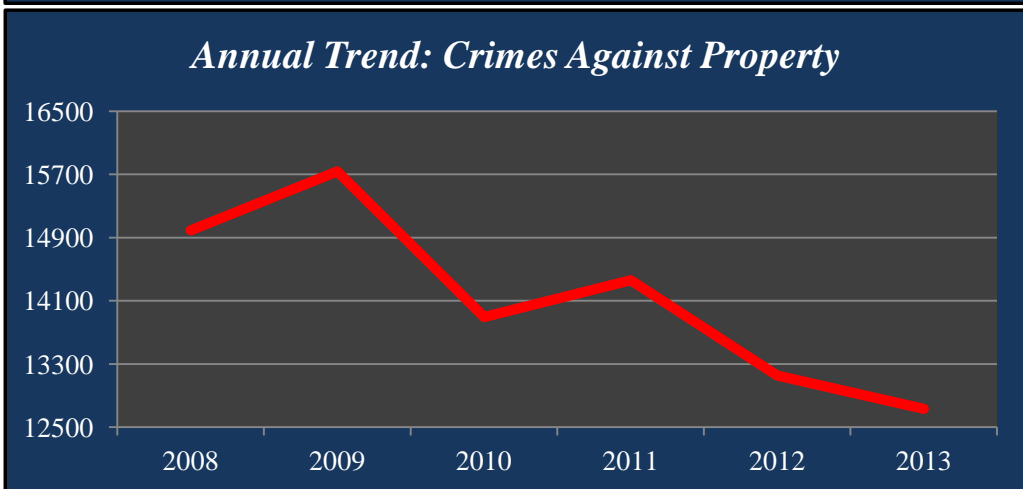
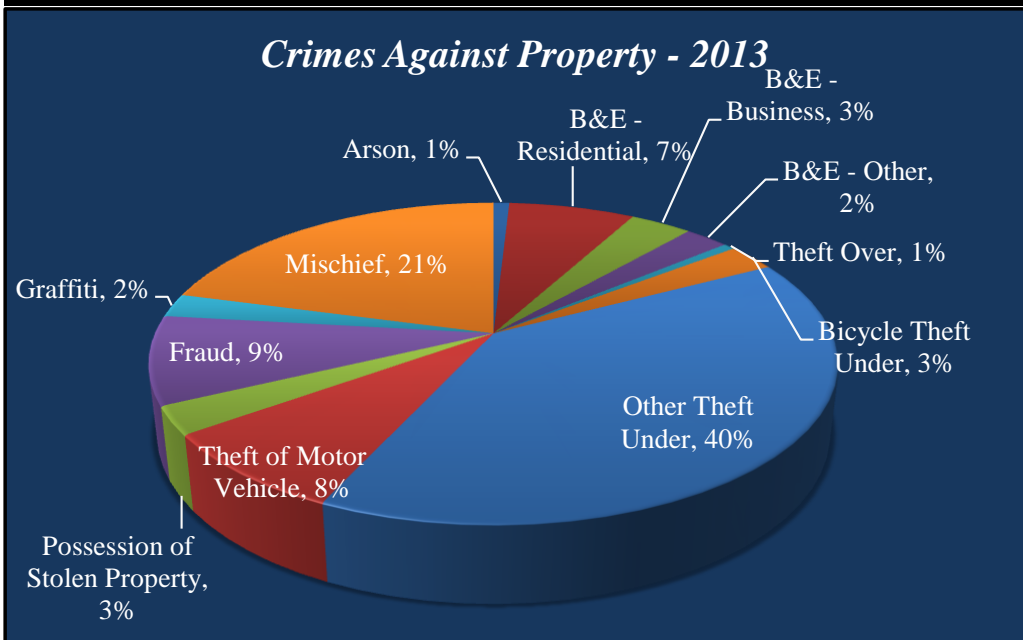


NOTE: Statistics on record as of Tuesday, **January 28, 2014**, taken from Saskatoon Records Management System. For a better understanding of Saskatoon Crime Statistics, visit [www.saskatoonpoliceservice.ca](http://www.saskatoonpoliceservice.ca). Crime statistics are constantly being updated due to new information being received, changes in reporting procedures, and ongoing investigations. As a result data may differ from previously published reports.



**Crimes Against Property**

	2012	2013	% Chg.
Arson	60	113	88.33%
Break and Enter - Residential	928	902	-2.80%
Break and Enter - Business	580	442	-23.79%
Break and Enter - Other	315	313	-0.63%
Theft Over \$5000	89	82	-7.87%
Bicycle Theft Under \$5,000	260	347	33.46%
Other Theft Under \$5,000	5,086	5,046	-0.79%
Theft of Motor Vehicle	985	1,042	5.79%
Possession of Stolen Property	367	360	-1.91%
Fraud	1,078	1,133	5.10%
Graffiti	466	301	-35.41%
Mischief/Wilful Damage	2,939	2,650	-9.83%
<b>Total Crimes Against Property</b>	<b>13,153</b>	<b>12,731</b>	<b>-3.21%</b>



NOTE: Statistics on record as of Tuesday, January 28, 2014, taken from Saskatoon Records Management System. For a better understanding of Saskatoon Crime Statistics, visit [www.saskatoonpoliceservice.ca](http://www.saskatoonpoliceservice.ca). Crime statistics are constantly being updated due to new information being received, changes in reporting procedures, and ongoing investigations. As a result data may differ from previously published reports.



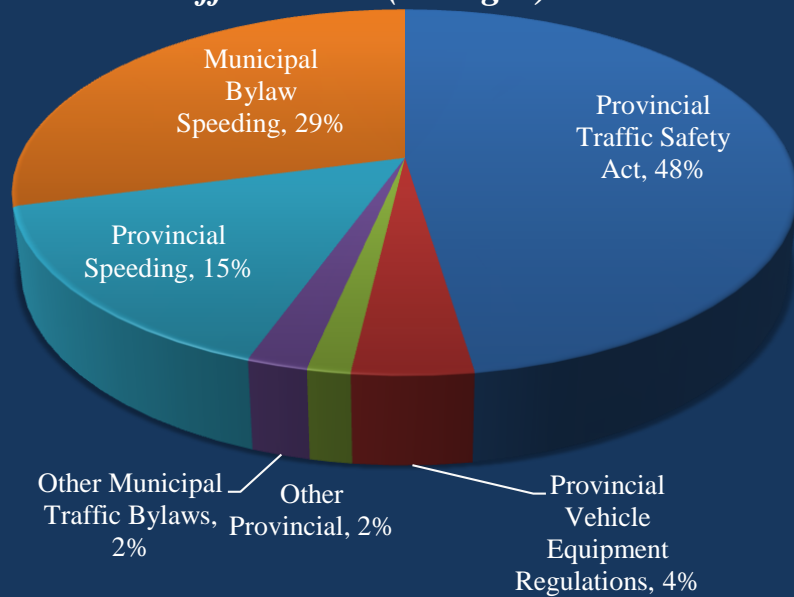
### Other Criminal Code Violations

	2012	2013	% Chg.
Prostitution	134	219	63.43%
Controlled Drug and Substance Act	762	828	8.66%
Weapons Possession Cont to Order/Concealed	327	359	9.79%
Firearms Related	14	18	28.57%
Other Criminal Code	7,747	7,416	-4.27%
Criminal Code Traffic Violations	749	682	-8.95%
<b>Total Other Criminal Code &amp; CDSA</b>	<b>9,733</b>	<b>9,522</b>	<b>-2.17%</b>

### Traffic Tickets (Charges)

	2012	2013	% Chg.
Provincial Traffic Safety Act	17,048	16,601	-2.62%
Provincial Vehicle Equipment Regulations	1,612	1,461	-9.37%
Other Provincial	665	525	-21.05%
Other Municipal Traffic Bylaws	563	738	31.08%
Provincial Speeding	3,669	5,346	45.71%
Municipal Bylaw Speeding	13,021	10,174	-21.86%
<b>Total Traffic Tickets (Charges)</b>	<b>36,578</b>	<b>34,845</b>	<b>-4.74%</b>

### Traffic Tickets (Charges) - 2013



### Collisions

	2012	2013	% Chg.
Property Damage	6,851	7,059	3.04%
Personal Injury	742	717	-3.37%
Fatality	8	5	-37.50%
<b>Total Collisions</b>	<b>7,601</b>	<b>7,781</b>	<b>2.37%</b>

NOTE: Statistics on record as of Tuesday, January 28, 2014, taken from Saskatoon Records Management System. For a better understanding of Saskatoon Crime Statistics, visit [www.saskatoonpoliceservice.ca](http://www.saskatoonpoliceservice.ca). Crime statistics are constantly being updated due to new information being received, changes in reporting procedures, and ongoing investigations. As a result data may differ from previously published reports.



# Saskatoon Police Service

*Honour - Spirit - Vision*

## Saskatoon Year End Summary Report 2013

### Communications

	2012	2013	% Chg.
Total Calls Dispatched	72,996	71,790	-1.65%
Total Calls Not Dispatched	24,550	22,796	-7.14%
<b>Total Complaints</b>	<b>97,546</b>	<b>94,586</b>	<b>-3.03%</b>
Telephone	53,079	52,395	-1.29%
911 Calls	31,281	30,944	-1.08%

### Detention

	2012	2013	% Chg.
<b>Total Persons Arrested</b>	<b>11,627</b>	<b>10,733</b>	<b>-7.69%</b>
<b>Males Arrested</b>	<b>8,849</b>	<b>8,181</b>	<b>-7.55%</b>
<i>Adults</i>	7,907	7,410	-6.29%
<i>Young Offenders</i>	942	771	-18.15%
<b>Females Arrested</b>	<b>2,778</b>	<b>2,552</b>	<b>-8.14%</b>
<i>Adults</i>	2,244	2,140	-4.63%
<i>Young Offenders</i>	534	412	-22.85%

### Detention - 2013

