



ARCHIVED - Archiving Content

Archived Content

Information identified as archived is provided for reference, research or recordkeeping purposes. It is not subject to the Government of Canada Web Standards and has not been altered or updated since it was archived. Please contact us to request a format other than those available.

ARCHIVÉE - Contenu archivé

Contenu archivé

L'information dont il est indiqué qu'elle est archivée est fournie à des fins de référence, de recherche ou de tenue de documents. Elle n'est pas assujettie aux normes Web du gouvernement du Canada et elle n'a pas été modifiée ou mise à jour depuis son archivage. Pour obtenir cette information dans un autre format, veuillez communiquer avec nous.

This document is archival in nature and is intended for those who wish to consult archival documents made available from the collection of Public Safety Canada.

Some of these documents are available in only one official language. Translation, to be provided by Public Safety Canada, is available upon request.

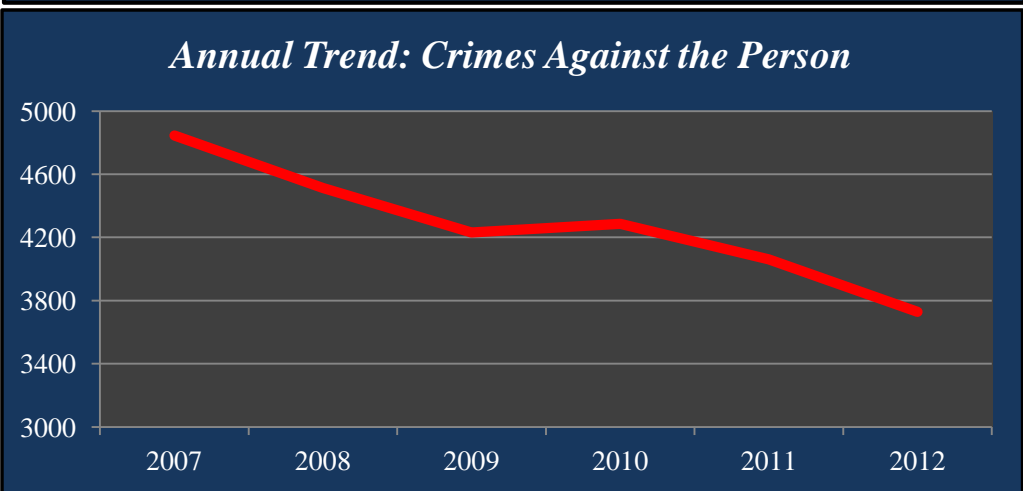
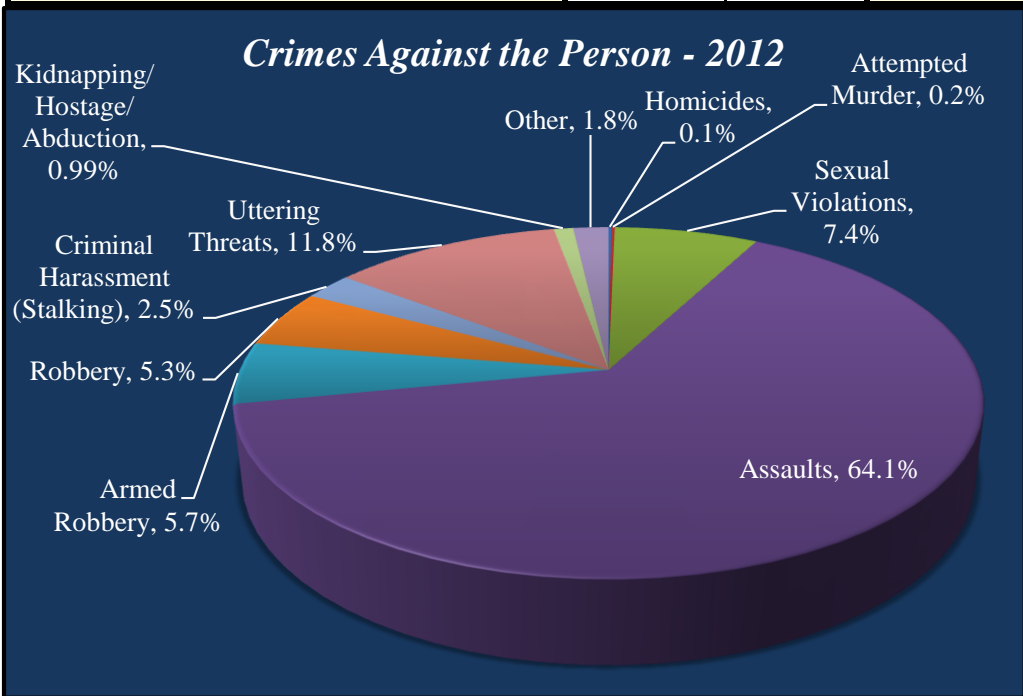
Le présent document a une valeur archivistique et fait partie des documents d'archives rendus disponibles par Sécurité publique Canada à ceux qui souhaitent consulter ces documents issus de sa collection.

Certains de ces documents ne sont disponibles que dans une langue officielle. Sécurité publique Canada fournira une traduction sur demande.



Crimes Against the Person

	2011	2012	% Chg.
Homicides	5	5	0.00%
Attempted Murder	5	7	40.00%
Sexual Violations	264	277	4.92%
Assaults	2,484	2,391	-3.74%
Armed Robbery	193	212	9.84%
Robbery	224	198	-11.61%
Criminal Harassment (Stalking)	166	93	-43.98%
Uttering Threats	548	440	-19.71%
Kidnapping/Hostage Taking/Abduction	30	37	23.33%
Other Crimes Against the Person	142	68	-52.11%
Total Crimes Against the Person	4,061	3,728	-8.20%

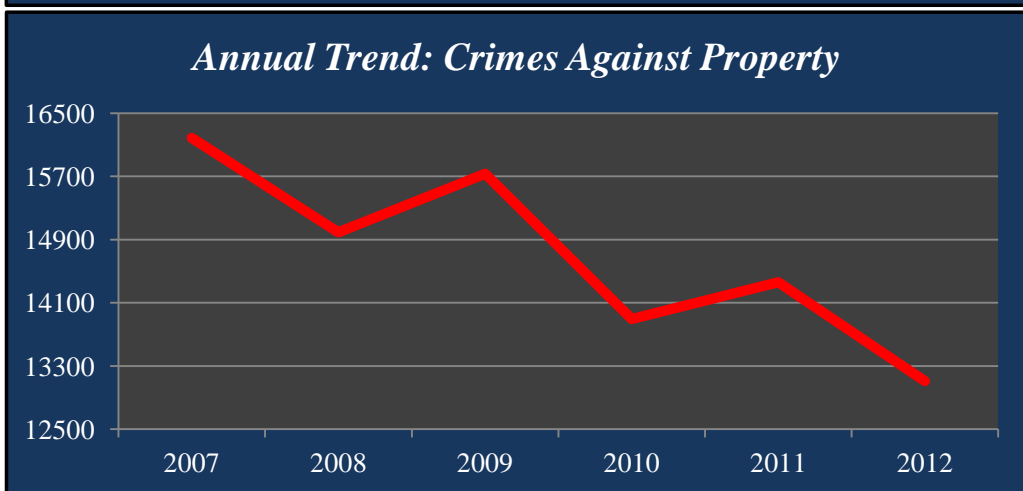


NOTE: Statistics on record as of Wednesday, **January 23**, taken from Saskatoon Records Management System. For a better understanding of Saskatoon Crime Statistics, visit www.saskatoonpoliceservice.ca. Crime statistics are constantly being updated due to new information being received, changes in reporting procedures, and ongoing investigations. As a result, 2011 data may differ from previously published reports.



Crimes Against Property

	2011	2012	% Chg.
Arson	99	60	-39.39%
Break and Enter - Residential	918	930	1.31%
Break and Enter - Business	496	579	16.73%
Break and Enter - Other	309	313	1.29%
Theft Over \$5000	80	88	10.00%
Bicycle Theft Under \$5,000	297	260	-12.46%
Other Theft Under \$5,000	5,277	5,075	-3.83%
Theft of Motor Vehicle	1,455	984	-32.37%
Possession of Stolen Property	376	359	-4.52%
Fraud	1,124	1,071	-4.72%
Graffiti	538	462	-14.13%
Mischief/Wilful Damage	3,391	2,928	-13.65%
Total Crimes Against Property	14,360	13,109	-8.71%



NOTE: Statistics on record as of Wednesday, **January 23**, taken from Saskatoon Records Management System. For a better understanding of Saskatoon Crime Statistics, visit www.saskatoonpoliceservice.ca. Crime statistics are constantly being updated due to new information being received, changes in reporting procedures, and ongoing investigations. As a result, 2011 data may differ from previously published reports.



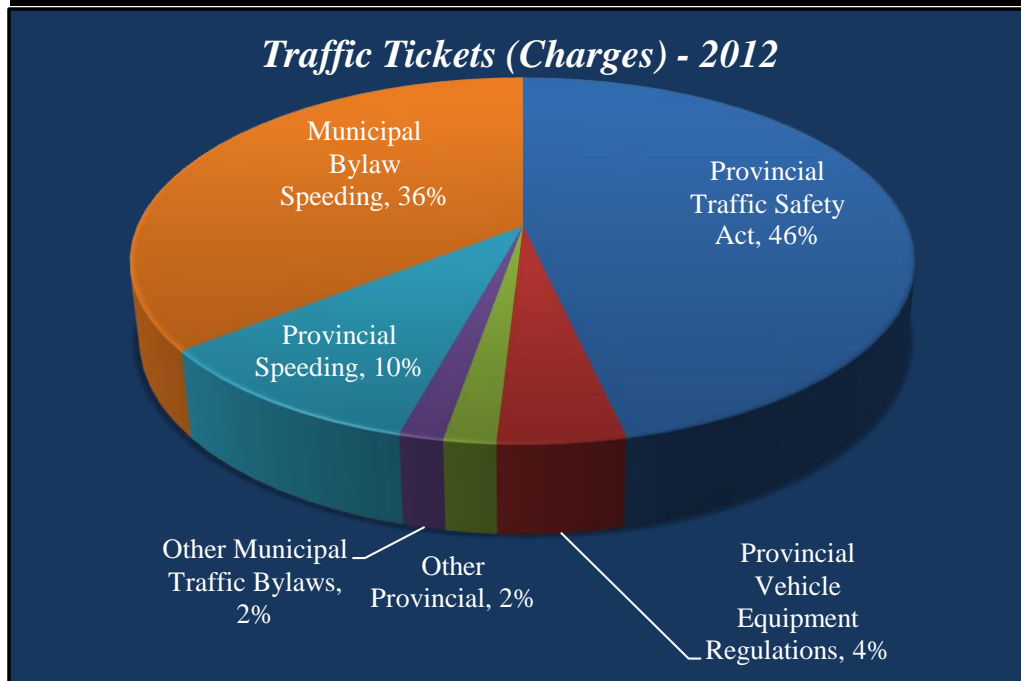
Other Criminal Code Violations

	2011	2012	% Chg.
Prostitution	185	134	-27.57%
Controlled Drug and Substance Act	773	759	-1.81%
Weapons Possession Cont to Order/Concealed	310	325	4.84%
Firearms Related	13	13	0.00%
Other Criminal Code	7,410	7,719	4.17%
Criminal Code Traffic Violations	771	742	-3.76%
Total Other Criminal Code & CDSA	9,462	9,692	2.43%

Traffic Tickets (Charges)

	2011	2012	% Chg.
Provincial Traffic Safety Act	14,864	16,945	14.00%
Provincial Vehicle Equipment Regulations	1,238	1,612	30.21%
Other Provincial	577	661	14.56%
Other Municipal Traffic Bylaws	452	561	24.12%
Provincial Speeding	2,930	3,664	25.05%
Municipal Bylaw Speeding	11,407	13,018	14.12%
Total Traffic Tickets (Charges)	31,468	36,461	15.87%
Total Collisions	7,383	7,589	2.79%

Traffic Tickets (Charges) - 2012



NOTE: Statistics on record as of Wednesday, **January 23**, taken from Saskatoon Records Management System. For a better understanding of Saskatoon Crime Statistics, visit www.saskatoonpoliceservice.ca. Crime statistics are constantly being updated due to new information being received, changes in reporting procedures, and ongoing investigations. As a result, 2011 data may differ from previously published reports.



Saskatoon Police Service

Honour - Spirit - Vision

Saskatoon Year End Summary Report 2012

Communications

	2011	2012	% Chg.
Total Calls Dispatched	77,133	72,996	-5.36%
Total Calls Not Dispatched	23,877	24,550	2.82%
Total Complaints	101,010	97,546	-3.43%
Telephone	55,421	53,079	-4.23%
911 Calls	30,267	31,281	3.35%

Detention

	2011	2012	% Chg.
Total Persons Arrested	11,593	11,627	0.29%
Males Arrested	8,741	8,849	1.24%
<i>Adults</i>	7,727	7,907	2.33%
<i>Young Offenders</i>	1,014	942	-7.10%
Females Arrested	2,852	2,778	-2.59%
<i>Adults</i>	2,235	2,244	0.40%
<i>Young Offenders</i>	617	534	-13.45%

Detention - 2012

