



ARCHIVED - Archiving Content

Archived Content

Information identified as archived is provided for reference, research or recordkeeping purposes. It is not subject to the Government of Canada Web Standards and has not been altered or updated since it was archived. Please contact us to request a format other than those available.

ARCHIVÉE - Contenu archivé

Contenu archivé

L'information dont il est indiqué qu'elle est archivée est fournie à des fins de référence, de recherche ou de tenue de documents. Elle n'est pas assujettie aux normes Web du gouvernement du Canada et elle n'a pas été modifiée ou mise à jour depuis son archivage. Pour obtenir cette information dans un autre format, veuillez communiquer avec nous.

This document is archival in nature and is intended for those who wish to consult archival documents made available from the collection of Public Safety Canada.

Some of these documents are available in only one official language. Translation, to be provided by Public Safety Canada, is available upon request.

Le présent document a une valeur archivistique et fait partie des documents d'archives rendus disponibles par Sécurité publique Canada à ceux qui souhaitent consulter ces documents issus de sa collection.

Certains de ces documents ne sont disponibles que dans une langue officielle. Sécurité publique Canada fournira une traduction sur demande.

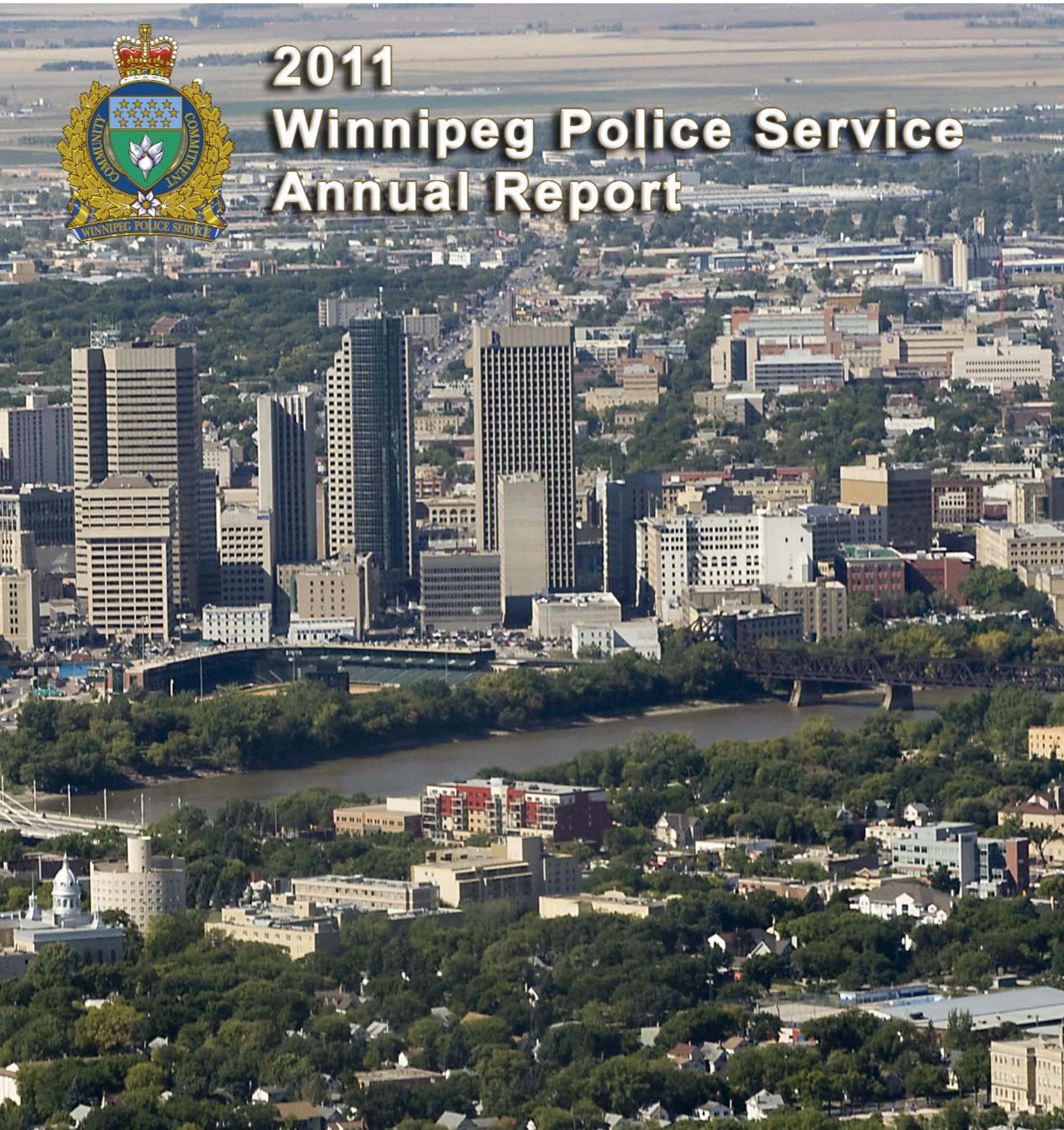


WINNIPEG

POLICE



2011 Winnipeg Police Service Annual Report



A safer community, built on strong, trusting relationships

Vision, Mission & Values

VISION

A safer community, built on strong, trusting relationships

MISSION

As members of the Winnipeg Police Service, we are committed to making Winnipeg safer by:

- Performing our duties with integrity, compassion and respect,
- Building strong, trusting relationships with the community, because we can't do it all alone,
- Enhancing our effectiveness so we can be there when we're needed the most, and
- Finding innovative ways of delivering our services

SERVICE VALUES

Integrity – Acting in an open, honest and trustworthy way in all of our interactions with each other and the public.

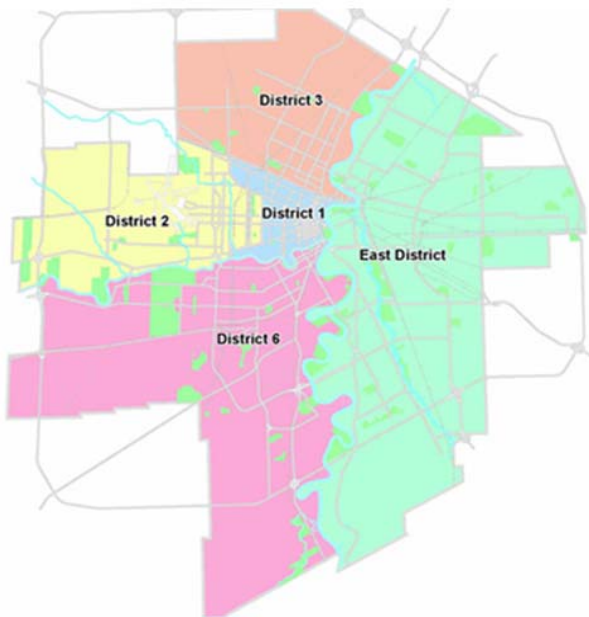
Respect – Honouring individuals and diversity, by showing compassion and tolerance to all people.

Citizen Focus – Conducting ourselves in a professional manner at all times, showing pride in service and commitment to serve the greater good.

Accountability – Making quality, ethical decisions that guide our individual and collective efforts, and accepting responsibility for our actions.

Courage – Serving on the street and in leadership roles, being ready to make tough decisions to valiantly protect people and their property.

Community Service Centre Locations



DOWNTOWN/District 1

Public Safety Building

151 Princess St.

204-986-6246

Open 24 hours

WEST/District 2

210 Lyle St.

204-986-6060

NORTH/District 3

260 Hartford Ave.

204-986-6313

East District

1750 Dugald Rd.

204-986-6262

East District

1400 Henderson Hwy.

204-986-7684

East District


1086 St. Mary's Rd.

204-986-7686

SOUTH/District 6

1350 Pembina Hwy.

204-986-6042





Message from the Chief

On behalf of the members of the Winnipeg Police Service, I am pleased to share with you our 2011 Annual Report. It provides a statistical snapshot of our operations as well as a glimpse at some of the major activities and initiatives undertaken by our members.

I have always said the key to our success is through the relationships we build. In this regard, we are especially proud of our partnerships with both the provincial and federal governments.

Whether these relationships are between the members of our Service, our community, or private and public institutions, I believe we all have the desire to work together for a safer Winnipeg.

Our relationships have enabled us to plan and successfully implement a number of initiatives to help meet our future policing needs, the Auxiliary Force Cadet Program for example. These valued members are tasked with handling many routine duties that allow our police officers to concentrate on more urgent matters. Over the next few years we will continue to enhance this program to meet the needs of our citizens.

The police helicopter is another easily identifiable example of our planning efforts to meet our present and future policing needs.

As noted on the following pages we are also well positioned for success through the execution of our Strategic Plan, which was unveiled last year.

As a Service, we continually look forward to developing plans that will allow us to meet the challenges we will face over the next several years.

This year's report is extra special for me as it will be the last Annual Report issued under my command. I am preparing for retirement in December, 2012.


When I was hired as Chief in December of 2007, my intention was to stay five years. Although I have enjoyed the last four plus years immensely, it is time to carry through with my plan. Looking ahead, I know this organization is in very capable hands.

The members of the WPS both police and staff are second to none as far as I am concerned. Our members do their jobs with the utmost professionalism which, in my opinion, makes the WPS a leader amongst police organizations.

I have always been very proud to be a part of this organization and look forward to following it along as the Winnipeg Police Service enjoys future success.



Keith McCaskill,
Chief of Police



Uniform Operations

The heart of the Winnipeg Police Service's organizational strength lies within our Uniform Operations Divisions.

This includes the frontline members working out of our five police districts. These members are our most visible police presence, responding to emergency calls for service with a wealth of skills, experience and knowledge. These men and women also use proactive patrol practices and the latest criminal investigative techniques to protect the lives and property of citizens.

Uniform Operations also includes the members working within our Police Communications Centre, where all emergency (911) and non-emergency (204-986-6222) calls from the public are received so that the appropriate police response can be dispatched.

Following are a few examples of some of the special initiatives taken on by these members in 2011.


Interactive Voice Response System Introduced

On November 16, the WPS introduced an Interactive Voice Response (IVR) system to automate the redirection of non-emergency calls.

Citizens calling the 204-986-6222 non-emergency phone line, not 911, are provided with menu

options enabling them to directly connect with the appropriate WPS division/unit or external agency.

This initiative enables our call takers to focus on service provision for 911 and emergency calls for service.




Citizen's Action Network Introduced

In June 2011, the Winnipeg Police Service in partnership with the City of Winnipeg's Community Services Department introduced the Citizen's Action Network (CAN).

The program enables non-crime related issues or problems within a community to be compiled by a volunteer community member known as a "CAN Coordinator" and forwarded to the

Winnipeg Police Service, 311, and/or Manitoba Justice's – Public Safety Investigations Unit.

Other helping agencies and organizations can then be enlisted in the efforts as required. The program, on average, generated between three and four contacts each month.





Violent Crime Reduction Strategy Introduced

The WPS developed and implemented a multi-disciplined Violent Crime Reduction Strategy in 2011. The goal is to decrease the violent crime rate and positively impact the perception and reality of safety within Winnipeg.

The strategy aligns with the principles of the City of Winnipeg *OurWinnipeg* Plan with a specific focus on creating a safer Winnipeg.

The strategy has a city-wide focus, with targeted suppression and community building initiatives.

It utilizes intelligence lead policing principles to target offenders and crime hot spots while working with the community to address many of the social factors of crime.

Proactive Policing in the Downtown

Last year (2011) saw an increase in activities and visitors to Winnipeg’s downtown.


The return of the Winnipeg Jets to the National Hockey League (NHL) resulted in more than 15,000 visitors on 44 occasions and the NHL opening weekend Face-Off Party at The Forks brought in thousands more. Downtown Winnipeg also benefited from an increase in business openings, new construction projects and a host of other events and activities.

In response, the WPS increased its visibility and enforcement efforts.

The Division 11 Community Support Unit (CSU) in partnership with the Street Crimes Unit, General Patrol, and Division 11 Crime Unit among others has proactively targeted Divisional crime hot spots throughout the year.

Division 11 has a full time Intelligence Officer who gathers vital information to assist our members.


Weekly intelligence meetings are held and with the use of our CrimeStat system areas of focus



are identified within the downtown. An operational plan is then devised to immediately deal with the crime related activity.

Having a strong partnership with community organizations such as the Downtown BIZ and others is a definite asset in planning and organizing these police related events.

The addition of foot patrol officers, introduced early in 2012, has greatly increased our proactive, police presence and visibility throughout the downtown area.



Investigative Operations

The WPS Criminal Investigations Bureau is comprised of three Divisions—Division 40, Division 41, and Division 42. Within these Divisions there are over 30 Units that are responsible for a wide range of investigations and investigative support functions.

Division 40 is comprised of the Homicide Unit, the Major Crimes Unit, and the Organized Crime Unit. In addition, Division 40 members are assigned to specialized units dealing with prostitution and the sex trade, as well as marihuana growing operations.

Division 41 is comprised of the Sex Crimes Unit, the Child Abuse Unit, and the Internet Child Exploitation Unit. In addition, Division 40 members are assigned to specialized units dealing with missing persons and vulnerable persons.


Division 42 is comprised of a diverse set of investigative and investigative support units. Investigative units include the Stolen Auto Unit, the Commercial Crime Unit, and the Arson Unit. Investigative support units include the Surveillance Unit, the Technical Crimes Unit, the Crime Analysis Unit, the Polygraph Unit, and Forensic Services.

There are also a number of Criminal Investigation Bureau members assigned to specialized units that are integrated with members of other agencies.

These units include:

- The Manitoba Integrated Organized Crime Task Force
- The Manitoba Integrated Task Force for Murdered and Missing Women (Project Devote)
- The Manitoba Integrated High Risk Offenders Unit
- The Integrated Proceeds of Crime Unit
- The National Weapons Enforcement Support Team
- The Criminal Intelligence Service of Manitoba

Following are examples of the work carried out by these members in 2011:





Response to Outlaw Motorcycle Gang Conflict

In 2011, Winnipeg experienced numerous acts of violence as a result of a conflict between the Hells Angels and the Rock Machine outlaw motorcycle gangs.

There were six incidents where firearms or gunshots were reported to police. There were also seven reported incidents where incendiary devices were used to attack or intimidate members and associates of the gangs.

Members of the Organized Crime Unit led a task force that included support from the Street Crime Unit, Community Support Units, the Arson Strike Force, and General Patrol officers assigned to Uniform Operations.

Together these units took unprecedented steps to share information with neighborhoods where gang members and associates were residing or frequented.

This was done in an effort to heighten awareness

and promote public assistance in monitoring the activities of these gangs. In addition, members of the task force targeted key members and associates of the Hells Angels and Rock Machine outlaw motorcycle gangs.

These efforts evolved into the investigation of a significant criminal network involving members and associates of the Hells Angels.

Project Flatlined led to the identification and collection of evidence involved in the production and trafficking of cocaine in Winnipeg.

As a result, this specific criminal network was successfully dismantled; those involved have been charged and are awaiting trial before the courts.



Winnipeg Meth Watch Program Promotes Partnerships

In January 2011, the WPS introduced the Meth Watch program to our community.


The Meth Watch program is an approach to curtailing the purchase or theft of over-the-counter cold remedies and other household products, for the purposes of methamphetamine production.

The program's main focus is on training retail employees to recognize suspicious purchases and to report these to Winnipeg Crime Stoppers at 786-TIPS (8477).

The program also includes additional in-store measures aimed at reducing the theft of these products for methamphetamine production.

Clandestine meth labs place neighbouring residents, and emergency personal responding to events related to meth labs, at great risk.

The chemicals used to manufacture crystal meth are toxic and explosive when combined and heated, making meth labs extremely dangerous.



Protecting high-risk youth

Members of the Missing Persons Unit and the Vice Unit in conjunction with Community Services and several outreach agencies initiated a strategy to better monitor kids in high-risk and vulnerable situations.

The Street Reach Initiative targets high-risk children under 18 years of age. Children in this high-risk group are often sexually exploited.

Children in this group:

- have gone missing on numerous occasions.
- are engaged in harmful drug/alcohol use.
- are involved with criminal networks.
- experienced extreme prior victimization.
- have expressed suicidal thoughts.

Traditional attempts to assist these children have been unsuccessful.

The program involves building personal relationships with identified vulnerable children. The program has enabled the police and other agencies to come together as a team to help these vulnerable children.

This is a comprehensive approach which gives the police and outreach agencies the opportunity to build positive relationships with these children. It allows the police the ability to meet more frequently with these children on occasions that are not crisis driven.

This initiative has further assisted the police by identifying many of the people engaged in the exploitation of children, which has led to quicker and more effectively police and community response. To date over 80 children have come through the program.

Removing firearms from street



that location.


On November 2, the Canadian Firearms Program's National Weapons Enforcement Support Team (NWEST) assisted the WPS in the execution of a search warrant in the 1400 block of Clarence Avenue in the City of Winnipeg.

The effort followed a year-long investigation into a licensed firearms business at

Although the initial investigation centered on the firearms storage practice of the business, investigation and the ensuing search warrants resulted in the recovery of prohibited devices, prohibited firearms, and one firearm with an altered serial number.

These matters remain the subject of ongoing investigation.

The unit has six police officers, three from the RCMP and three from the WPS. It operates three teams, each comprised of one RCMP and one WPS member.





Development Support

Members working within the Divisions comprising Development Support Services play an integral role in the day-to-day operations of our police service.

These are the men and women who:

- maintain and manage our police facilities, equipment and vehicles;
- research and write the policies and procedures that ensure we operate in the safest and most effective manner possible;
- provide crucial training for all WPS members;
- manage all police records and reports, including all crime-related evidence.

Following are two of the new and more notable activities of these members in 2011.


Service Maintains CALEA Accreditation

On July 30, the WPS received its fifth re-accreditation by the Commission on Accreditation for Law Enforcement Agencies (CALEA).

Every three years, the WPS goes through a re-accreditation on-site assessment to show proof that we are in compliance with the high standards CALEA has established for law enforcement agencies.

Comprised of law enforcement practitioners from similar, but out-of-province agencies, the CALEA assessment team was in Winnipeg from May 1 to 3 in 2011 to review our policy and practices in relation to internationally accepted standards.

They also interviewed some of our members, met with outside agencies and individuals, and solicited feedback from the community.



Strategic Plan Introduced

The WPS made public its strategic plan for 2012-2014, which identifies the priorities for our organization and some of the initiatives we will undertake to achieve our goals in five key areas.

Public Safety

- 1.1 Implement a Violent Crime Reduction Strategy
- 1.2 Develop and Implement a Downtown Safety Strategy
- 1.3 Establish Key Performance Indicators Service-wide
- 1.4 Implement Intelligence-led, Evidence-based and Predictive Policing Models
- 1.5 Implement and Maintain a Coordinated Traffic Enforcement Strategy

Investment in Our Members

- 2.1 Establish a Career Development Program for the Sworn and Civilian Sectors
- 2.2 Develop and Implement a Civilian Staffing Strategy
- 2.3 Develop an Enhanced and Sustainable Behavioural Health Strategy
- 2.4 Streamline Disciplinary Processes

Innovation and Technology

- 3.1 Adopt the Major Case Management Structure
- 3.2 Develop a Strategy that Will Address Our Current and Future Information Technology Needs
- 3.3 Adopt New Crime Prevention Initiatives that Involve Formal Planning and Environmental Design


Relationship Building

- 4.1 Promote and Develop Recruitment Opportunities Reflecting a Dynamic and Diverse Population
- 4.2 Develop a Social Media Strategy for the Service
- 4.3 Review Our Partnerships with External Agencies

Increased Efficiency / Return on Investment

- 5.1 Develop and Implement an Initiative Review and Approval Process
- 5.2 Conduct a Review of Unit Mandates and Analyze the Current Structure of Our Organization
- 5.3 Develop an Asset Management and Equitable User Fee System to Ensure Our Sustainability
- 5.4 Develop a Budget Management Strategy
- 5.5 Examine General Patrol Deployment and Dispatch Model

We will review and report on our progress in these areas annually so that we can be assured we are heading towards our common goals.





Operational Support

The Units and Divisions within the Operational Support Services provide crucial support for our frontline operations through:

- the operations of a number of full and part-time specialty units
- crime prevention, education and awareness initiatives in schools, the community at large as well as the business community; and
- ongoing recruiting and staff development

Following are examples of the work carried out by these members in 2011.

Flight Operations Unit completes first year of operations

The Winnipeg Police Service Flight Operations Unit officially began operations on February 1, having unveiled the aircraft, a Eurocopter EC120B on December 6, 2010.

The Unit responded to 1972 assigned events, of which AIR1 arrived on scene at 1780. The Unit assisted with 127 arrests by officers on the ground. Since inception, the Unit has achieved 976.5 flight hours.

The Service hired a Chief Pilot and contracted two civilian pilots with a goal to transition the civilian pilots to sworn member pilots over a period of two years.

In late 2011, the first WPS sworn member pilot received type certification endorsement.

A great deal has been learned through this process including the fact that experience is essential to sustain ongoing operations.



Manitoba Integrated Warrant Unit Created

The Manitoba Integrated Warrant Apprehension Unit was established on September 26, 2011.

A partnership between the WPS and the RCMP, the unit focuses its efforts on those who have committed offences against other people and have been:

- identified as responsible for a violent crime but not yet arrested due to the fact that he/she is

eluding investigators;

- arrested but failed to attend subsequent court appearances; or
- on bail with court-imposed conditions and breached those conditions.

Since its inception, the Unit was responsible for arresting 320 individuals and executing more than 500 warrants.




Photo Enforcement Program Meets the Mark

The Traffic Injury Research Foundation (TIRF) released a report on Winnipeg's Photo Enforcement Program in July, 2011.

TIRF's mission is to reduce traffic-related deaths and injuries. As a national, independent, charitable road safety institute, TIRF designs, promotes, and implements effective programs and policies, based on sound research.

The comprehensive evaluation, commissioned by the City of Winnipeg, was designed to examine several key facets of the program, evaluating

both red light cameras and mobile photo radar.

However, due to limitations of the mobile photo radar data, it was not possible to draw any meaningful conclusions about the effectiveness of the mobile radar cameras.

The findings in TIRF over-

all analysis of red light cameras indicate a positive net effect on traffic safety in the city of Winnipeg:

- a 46% decrease in the more severe right angle crashes at camera intersections, but that there had also been an initial 42% increase followed by a 19% decrease in the less severe rear end crashes.
- after combining both effects the net result of rear end crashes is an increase of just 15%, rather than 42%.

TIRF recommended that a strategy to mitigate the increase in rear end crashes would improve Winnipeg's program, including improved signage and more education for drivers.


Photo enforcement camera installations also appear to impact speed related crashes.

The last set of cameras added are associated with a 24% decrease in injury crashes and a 13% decrease in property damage only crashes at camera intersections.

The public opinion poll shows that the majority of people from the Winnipeg area support the photo enforcement safety program:

- approximately 80% believe the photo enforcement safety program makes the public more aware of the issue of speeding;
- 81% support the continuation of the photo enforcement safety program; and
- 71% believe the program helps improve road safety.

There are currently 50 intersection safety camera locations in our city. At any given time, 33 of these locations are operational.





Free Vehicle Safety Inspection Clinics

The WPS Vehicle Inspection Section in conjunction with Manitoba Public Insurance Standards and Technologies offered two free motor vehicle inspection clinics in 2011.

As a public service, inspectors conducted free vehicle safety inspections and provided informational check sheets at no risk of being issued an offence notice or follow-up for re-inspections due to defects or infractions.

A total of 77 vehicles were inspected throughout the first clinic. Of these, 27 passed and one

defect was identified on the remaining 50 vehicles, with a number having multiple defects. There were 92 vehicles inspected during the 2nd clinic. Of these, 23 passed while 65 failed with four vehicles placed out of service

The Winnipeg Police Service, including our partners in the transportation industry is committed to promoting safety for all motorists using the streets and highways throughout Winnipeg and Manitoba.

Underwater Search and Recovery Efforts for Nathaniel Thorassie

The Winnipeg Police Service Underwater Search and Recovery Unit concluded a 28-day search for Nathaniel Thorassie on January 31.


Over 28 days the Unit searched from the Disraeli Bridge to the Redwood Bridge (approximately one km of river bottom). The body was not located until September 25, 2011.

Nathaniel and his brother were playing on the Red River in early December when they fell through the ice. Ralph was pulled to safety by a teenaged boy who was driving by, but Nathaniel never surfaced.

The WPS worked in partnership with the Canadian Amphibious Search Team (CAST) and



Winnipeg Fire and Paramedic Service, with the support of the Salvation Army who provided hot lunches and snacks to the searchers for the duration of the operation.



Community Presentations & Appearances

Members of the Community Relations Unit made 595 appearances and presentations on behalf of the Service across the city in 2011.

This included:

- 189 crime prevention and safety presentations. These include CounterAction (business safety) presentations, TakeAction (residential/personal) presentations and Crime Prevention through Environmental Design Safety Audits.

- 80 presentations by our Diversity Relations Section
- 91 additional Take Action in School presentations (over and above regular school programming).
- 235 Special Event appearances by members of the Mounted Patrol, Copper, Officers and Cruisers and our Community Caravan.

In partnership with Winnipeg's School Safety Patrols

Winnipeg is proud to have the first fully organized and officially recognized school patrol program in Canada.

Patrols are judged on their ability, professionalism and technique while on patrol by the School Education Section of the Winnipeg Police Service.



Since 1936, the Winnipeg Police Service has been involved in the School Safety Patrol Program.


May 5, 2011 started the year-long celebration of the 75th Anniversary of the program here in Winnipeg, Manitoba with the 37th Annual School Safety Patrol Awards.

Ecole Lacerte (Division Scolaire Franco-Manitobaine) was recognized as the top Patrol team in Winnipeg.

Isaac Brock School (Winnipeg School Division) was recognized as the most Improved Patrol Group.

Sanveer Saggi of John de Graff School (River East Transcona School Division) earned the 2011 Louise Staples Award for being the most efficient Patrol Captain in our Community.

In 2011, there were over 6,500 patrols serving in Winnipeg.





Community Volunteerism

The men and women of the Winnipeg Police Service are committed to making our community a better place – both professionally and personally. Each year, groups of volunteers from within our ranks rally together to support a variety of causes.

Examples of their volunteerism in 2011 include:

- The Winnipeg Police Patrolmen Hockey team played in a number of charity events and exhibition games with local kids. This included the 22nd Old Timers Challenge. Our local team took on the NHL Legendary Hockey Heroes with proceeds from the event supporting the Rainbow Society (now known as the Dream Factory) a Manitoba based charity that provides wishes to children with life threatening illnesses. On September 20, the Hanson Brothers from the movie Slap Shot joined the WPS Patrolmen Hockey Club to play in the Battle of the Badges Charity Hockey Game. Proceeds went to the Amadeus Steen Foundation – a non-profit organization dedicated to enhancing the well-being of children in Manitoba and beyond by supporting worthwhile initiatives that provide opportunities for children to be healthy, to learn and play.

- A team of 20 riders participated in the 9th bi-annual Cops for Kids Bicycle Relay to raise awareness and funds for the Manitoba Chapter of the Children’s Wish Foundation. The team rode 4,200 kms to Key West, Florida.

- Officers took on a team of Canadian Football League Alumni in the annual Celebrity Slow-Pitch Challenge. Proceeds from the event support KidSport Manitoba, a charity designed to help underprivileged kids participate in sports


by removing the barriers of cost and equipment.

- Members of the Auxiliary Force Cadets conceived and created the Kickin’ it with Cadets event. Cadets led an afternoon soccer game with children in Central Park and hosted a barbecue in partnership with Central Neighborhoods’ Development Organization, Downtown Biz, West End Biz and the Exchange Biz.

- During November and December, the Winnipeg Police Service partnered with the Indian & Métis Friendship Centre Inc. (IMFC) in a “Christmas Toy Drive” for Inner-city and lesser privileged kids.



- On September 21, the Winnipeg Police Service Community Relations Unit in partnership with Boston Pizza held its second annual “Tip a Cop” event. The event was in support of the WPS created Inner City Youth Scholarship Fund, which provides Inner City Youth with the opportunity to pursue post secondary education at the University of Winnipeg.



Awards & Honours

On May 13, the WPS honoured staff and police members for their dedication to duty and their exemplary service at the Annual Awards Day.

The following awards were presented at the ceremony:

- 17 – 30-Year Police Exemplary Service Bars
- 41- 20-Year Police Exemplary Service Medals
- 4 police members and 9 civilian members – 25-Year City of Winnipeg Service Pin
- 10 Staff Exemplary Service Awards
- 28 police members and 2 civilian members were awarded Certificates of Commendation.

Sgt. Karen Timchuk was the recipient of the James Toal Award of Excellence.

James Toal was a serving member of the Winnipeg Police Department from 1936 to 1968. He was an exemplary member and was respected throughout the City of Winnipeg by persons from all walks of life.

This award is presented annually to a member of the Winnipeg Police Service best exemplifying the qualities exhibited by Superintendent Toal throughout his career and in his service to the community.



Excellence in Law Enforcement

D/Sgt. Sandra Martin and P/Sgt Edith Turner received the Manitoba Attorney General

Excellence in Law Enforcement Awards in 2011. The award is given to police officers who have made an outstanding contribution to the community and public safety.


New Look Cruiser Recognized as Canada's "Best Dressed Police Vehicle"

The new look WPS cruiser cars were selected Blueline Magazine's 2011's best dressed police car on January 7. The national contest, operated by Canada's largest law enforcement publication, recognizes innovation in the graphic design of police vehicles across Canada.

Entries are judged on a scale that awards points for readability, creativity, visibility and commu-

nity identity. The Blue Line judging panel chose the WPS vehicles due to their ability to stand out and identify itself in the community. The design was especially noted for the enhanced officer-safety aspects of the markings, made from highly reflective material.

In July 2010, the Service announced our newly designed cruiser cars. It had been over 20 years since the Winnipeg Police Service implemented the previous white cruiser cars with blue stripes.





Statistical Summary

Policing Per Capita Costs

Population ^A	691,778	Tax Supported Expenses	\$201,776,477
Police per Residents	1:489	Per Capita Cost	\$291.68

^A Statistics Canada 2011 population estimate, based on census data.

Staffing

2011 Authorized Complement*

Chief of Police	1
Deputy Chief	2
Superintendent	4
Inspector	21
Staff Sergeant	27
Sergeant	89
Patrol/Detective Sergeant	187
Constable	1,084
Total Police Members	1,415
Non sworn (staff) members	401
Cadets	50
Total Members	1,816

*Includes externally funded positions:

6 police – funded by Manitoba Public Insurance

153 police – funded by the Province of Manitoba

17 police – funded by the Winnipeg Airport Authority

1 police – funded by the Government of Canada (National Weapons Enforcement Support Team and Community

Corrections Officer)

8 police – funding shared by WPS, Winnipeg School Division

2011 Actual Complement

Sworn (Actual)


Caucasian	1,195
Aboriginal	156
Visible Minorities	100
Total	1,451
Male	1,230
Female	221
Total	1,451

Civilian (Actual)


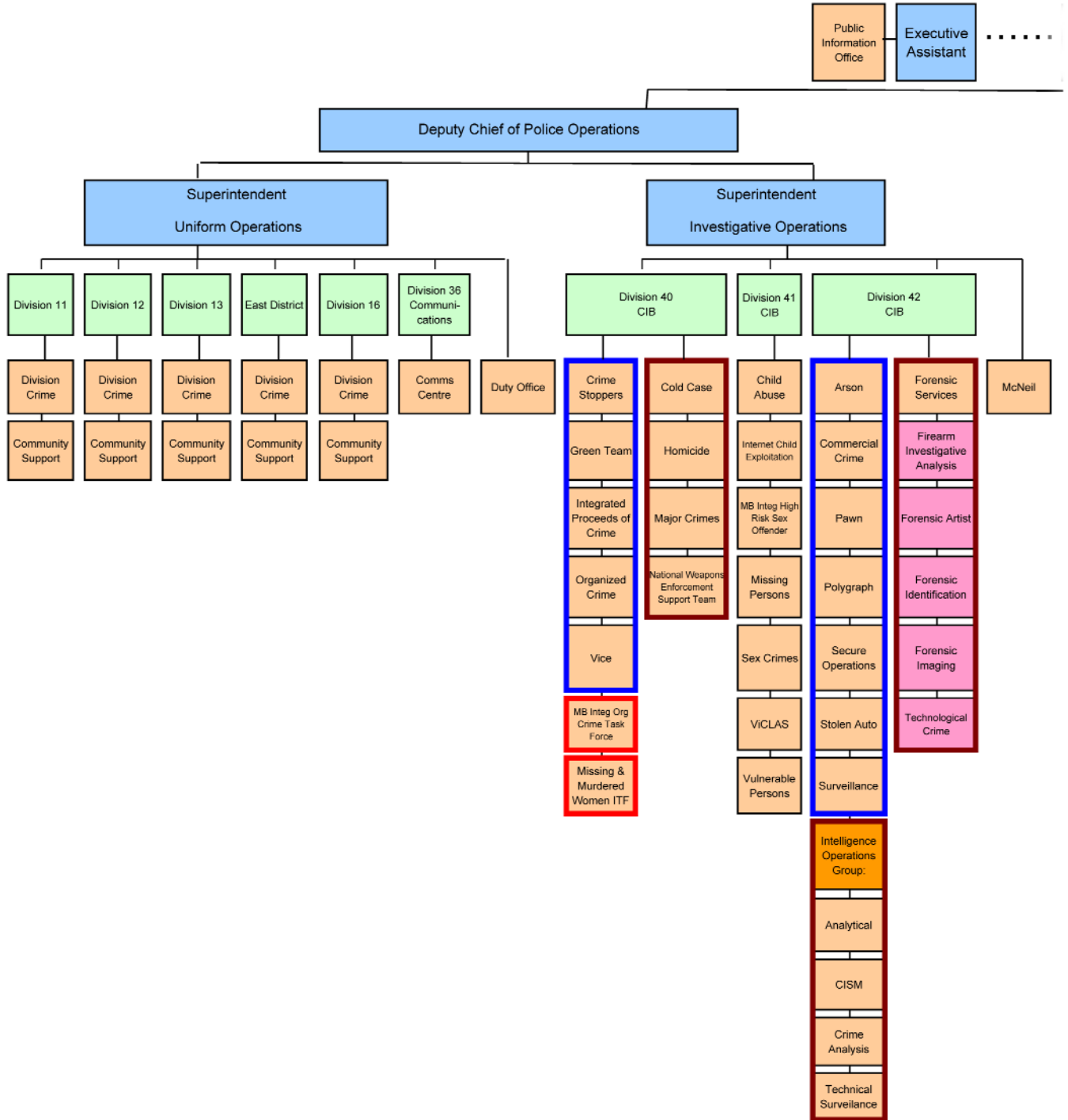
Caucasian	382
Aboriginal	25
Visible Minorities	32
Total	439
Male	83
Female	356
Total	439

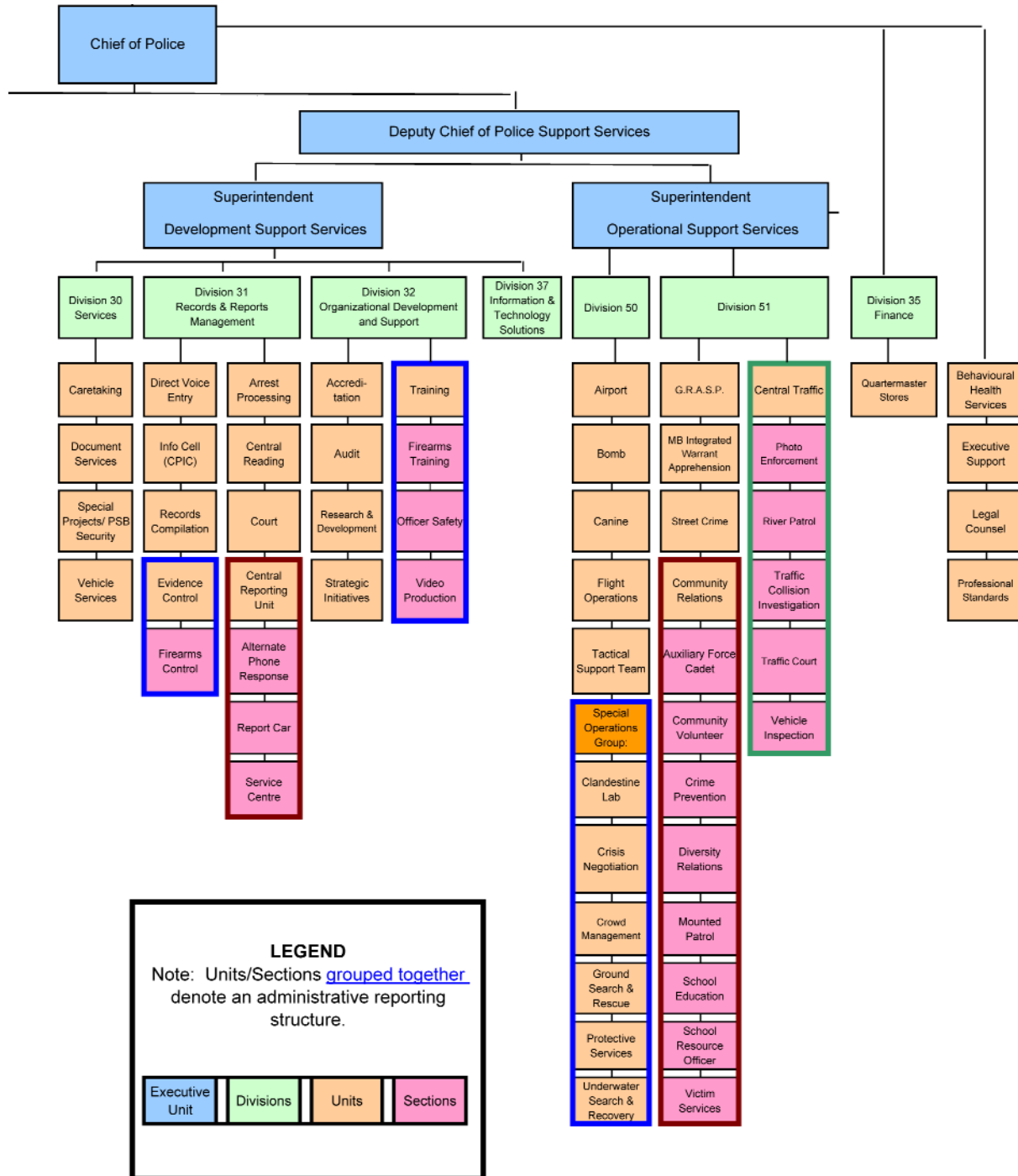
Cadets (Actual)

Caucasian	36
Aboriginal	2
Visible Minorities	5
Total	43
Male	39
Female	4
Total	43



Our Organization






LEGEND

Note: Units/Sections grouped together denote an administrative reporting structure.


Executive Unit	Divisions	Units	Sections
----------------	-----------	-------	----------

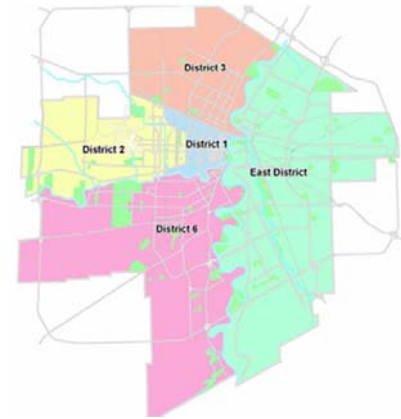


Violent Crimes Criminal Code Offences by District


Criminal Code Offences by District ¹	City of Winnipeg				Downtown Winnipeg ⁶		District 1	
	Total 2010	Total ⁷ 2011	2010 - 11 % Change ⁵	Clearance Rate	Total ⁷	2010 - 11 % Change ⁵	Total ⁷	2010 - 11 % Change ⁵
Violent Crimes								
Homicide	22	39	77%	90%	6	N/C	13	44%
Other Violations Causing Death	0	0	N/C	N/A	0	N/C	0	0%
Attempted Murder	9	5	-44%	100%	0	-100%	4	-20%
Sexual Assault - Aggravated ²	5	0	-100%	N/A	0	-100%	0	-100%
Sexual Assault - with a Weapon ²	10	11	10%	82%	1	N/C	3	200%
Sexual Assault - Common ²	678	644	-5%	43%	62	22%	205	18%
Sexual Violence against Children ²	34	29	-15%	36%	1	-50%	7	75%
Assault - Aggravated ²	141	118	-16%	98%	9	-25%	48	-14%
Assault - with Weapon or Causing Bodily Harm ²	1,606	1,465	-9%	59%	158	4%	537	-3%
Assault - Common ²	3,340	3,026	-9%	68%	432	5%	1,042	0%
All Assaults against Peace Officer ²	230	221	-4%	99%	48	12%	97	24%
All Other Assaults ²	7	8	14%	92%	1	N/C	2	N/C
Firearms Offences (use of / discharge / point) ²	23	24	4%	62%	0	-100%	4	33%
All Robberies ²	1,753	1,720	-2%	33%	243	0%	696	10%
Kidnapping / Forcible Confinement ²	100	97	-3%	99%	8	-20%	28	-3%
All Abductions ²	7	2	-71%	100%	0	0%	1	0%
Extortion ²	6	7	17%	100%	0	-100%	0	-100%
Criminal Harassment ²	96	73	-24%	73%	13	117%	20	33%
Uttering Threats	1,041	925	-11%	69%	96	22%	239	-19%
Threatening / Harassing Phone Calls	67	42	-37%	23%	2	-50%	4	-64%
Other Violent Crimes ²	42	29	-31%	77%	4	100%	8	14%
Total	9,217	8,485	-8%	59%	1,084	6%	2,958	1%

Note: The Percent Change and Clearance Rate data for the City of Winnipeg crime totals include calculations provided by the Canadian Centre for Justice Statistics (CCJS). Due to CCJS updates, previously reported numbers are subject to change. As a result, data printed in the 2010 Annual report will not contain the updated data, and should not be compared with the 2011 Annual Report.





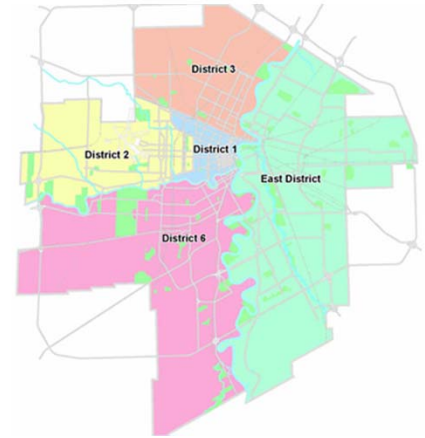
District 2		District 3		East District		District 6		¹⁶ Not District Specific	Not District Specific
Total ⁷	2010 - 11 % Change ⁵	Total ⁷	2010 - 11 % Change ⁵	Total ⁷	2010 - 11 % Change ⁵	Total ⁷	2010 - 11 % Change ⁵	Total ⁷	2010 - 11 % Change
1	N/C	18	100%	2	0%	5	150%	0	-100%
0	0%	0	0%	0	0%	0	0%	0	0%
0	0%	1	-75%	0	0%	0	0%	0	0%
0	0%	0	-100%	0	0%	0	0%	0	-100%
3	200%	4	100%	1	-67%	0	-100%	0	0%
56	22%	177	14%	123	-2%	75	-10%	8	-84%
4	-50%	5	-29%	8	14%	2	-50%	3	-63%
10	-23%	35	-15%	15	-17%	10	11%	0	0%
94	-20%	445	-2%	235	-15%	154	-23%	0	-100%
229	-9%	823	-5%	579	-14%	353	-23%	0	-100%
20	18%	54	10%	21	-5%	20	43%	9	350%
0	-100%	1	-50%	4	300%	1	0%	0	0%
2	N/C	12	-8%	4	0%	2	-33%	0	0%
109	1%	490	-4%	292	-8%	132	-14%	1	-99%
6	200%	36	50%	16	-48%	11	22%	0	-100%
0	-100%	1	-50%	0	-100%	0	-100%	0	0%
0	0%	4	300%	3	0%	0	0%	0	-100%
6	-33%	11	-8%	14	-33%	22	-35%	0	-100%
86	-9%	217	-2%	239	-6%	139	-18%	5	-29%
4	-43%	11	22%	14	-33%	8	-33%	1	-83%
3	-70%	3	-50%	5	-58%	6	0%	4	-98%
633	-8%	2,348	-2%	1,575	-12%	940	-19%	31	-93%




Property Crimes Criminal Code Offences by District

Criminal Code Offences by District ¹	City of Winnipeg				Downtown Winnipeg ⁶		District 1	
	Total 2010	Total ⁷ 2011	2010 - 11 % Change ⁵	Clearance Rate	Total ⁷	2010 - 11 % Change ⁵	Total ⁷	2010 - 11 % Change ⁵
Property Crimes								
Break & Enter ²	5,665	4,675	-17%	13%	135	-25%	870	-11%
Possess Stolen Property	407	203	-50%	100%	21	31%	45	-20%
Motor Vehicle Thefts ²	3,659	2,263	-38%	7%	112	-26%	472	-19%
Theft - Over \$5,000 (Non-Motor Vehicle) ²	157	130	-17%	13%	10	0%	23	-15%
Theft - Over \$5,000 from Motor Vehicle ²	90	78	-13%	0%	7	-70%	19	-41%
Shoplifting Over \$5,000 ²	2	4	100%	50%	0	0%	1	N/C
Theft - \$5,000 or Under (Non-Motor Vehicle) ²	4,268	3,929	-8%	10%	447	-2%	907	-9%
Theft - \$5,000 or Under from Motor Vehicle ²	6,926	5,085	-27%	2%	789	-37%	1,561	-19%
Shoplifting - \$5,000 or Under ²	2,129	1,935	-9%	88%	293	87%	464	67%
Fraud ^{2, 11, 13}	1,151	955	N/A	43%	92	N/A	202	N/A
Identity Theft ^{2, 11, 13}	2	2	N/A	100%	0	N/A	1	N/A
Identity Fraud ^{2, 11, 13}	3	13	N/A	31%	3	N/A	3	N/A
Mischief ²	13,890	12,134	-13%	4%	1,127	-10%	3,034	-3%
Arson ^{2, 3}	376	456	21%	13%	11	0%	89	-2%
Total	38,725	31,862	-18%	13%	3,047	-15%	7,691	-7%

Note: The Percent Change and Clearance Rate data for the City of Winnipeg crime totals include calculations provided by the Canadian Centre for Justice Statistics (CCJS). Due to CCJS updates of data, previously reported numbers are subject to change. As a result, data printed in the 2010 Annual report will not contain the updated data, and should not be compared with the 2011 Annual Report.




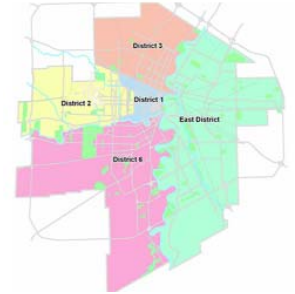
District 2		District 3		East District		District 6		¹⁶ Not District Specific	Not District Specific
Total ⁷	2010 - 11 % Change ⁵	Total ⁷	2010 - 11 % Change ⁵	Total ⁷	2010 - 11 % Change ⁵	Total ⁷	2010 - 11 % Change ⁵	Total ⁷	2010 - 11 % Change
598	2%	1,049	-17%	1,281	-20%	874	-25%	3	-87%
22	-68%	44	-41%	49	-49%	42	-32%	1	-98%
252	-56%	666	-39%	521	-38%	322	-41%	30	11%
22	5%	23	-4%	35	-24%	26	-16%	1	-88%
9	-25%	14	0%	22	38%	14	0%	0	-100%
1	0%	2	N/C	0	0%	0	0%	0	0%
460	-14%	629	-19%	979	-7%	823	8%	131	8%
476	-18%	736	-27%	1,190	-34%	813	-39%	309	12%
386	-20%	385	-10%	450	-28%	250	-8%	0	-100%
132	N/A	134	N/A	199	N/A	173	N/A	115	-47%
0	N/A	1	N/A	0	N/A	0	N/A	0	-100%
0	N/A	0	N/A	2	N/A	5	N/A	3	N/C
1,296	-5%	2,578	-20%	2,897	-18%	1,903	-18%	426	-15%
43	54%	153	5%	107	47%	64	78%	0	-100%
3,697	-15%	6,414	-23%	7,732	-22%	5,309	-21%	1019	-18%



Other Crimes Criminal Code Offences by District


Criminal Code Offences by District ¹	City of Winnipeg				Downtown Winnipeg ⁶		District 1	
	Total 2010	Total ⁷ 2011	2010 - 11 % Change ⁵	Clearance Rate	Total ⁷	2010 - 11 % Change ⁵	Total ⁷	2010 - 11 % Change ⁵
Other Crimes								
Counterfeiting ²	169	110	-35%	100%	21	-28%	24	-50%
Weapons Violations ²	476	491	3%	93%	70	25%	177	16%
Child Pornography ²	21	8	-62%	67%	0	-100%	2	-71%
Prostitution ²	95	151	59%	100%	0	-100%	74	51%
Disturb the Peace	16	35	119%	91%	10	43%	15	50%
Administration of Justice Violations ²	446	367	-18%	98%	42	-11%	114	-9%
Other Criminal Code Violations	3652	3831	5%	80%	467	17%	1307	2%
Total	4875	4993	2%	97%	610	13%	1713	2%
Traffic Offences								
Impaired Driving / Drive over .08 mg	584	534	-9%	99%	41	14%	101	-9%
Other Criminal Code Traffic Violations ¹⁴	N/A	1033	N/A	100%	N/A	N/A	248	N/A
Total Traffic Offences	N/A	1567	N/A	100%	N/A	N/A	349	N/A
CDSA ²								
Possession - Cannabis	218	224	3%	98%	41	-2%	64	-19%
Possession - Cocaine	82	82	0%	99%	8	-20%	22	-24%
Possession - Other	64	61	-5%	80%	5	67%	17	13%
Trafficking / Production / Distribution - Cannabis	225	189	-16%	89%	48	41%	69	25%
Trafficking / Production / Distribution - Cocaine	232	225	-3%	93%	10	-29%	68	6%
Trafficking / Production / Distribution - Other	66	76	15%	94%	13	44%	23	5%
Total CDSA	887	857	-3%	95%	125	12%	263	0%
YCJA ¹²	170	233	37%	100%	15	15%	63	15%
Other Federal Statutes ²	0	2	N/C	100%	0	0%	1	N/C
Grand Total ¹⁷	53,874	46,432	-14%	33%	4,881	-8%	12,689	-4%
Total Area (square km)		475.20			3.30		14.22	
Events for Service - Dispatched & Police-Initiated ^{4,9}	162,678	167,121	2.7%		22,167	74.5%	43,154	-1.4%



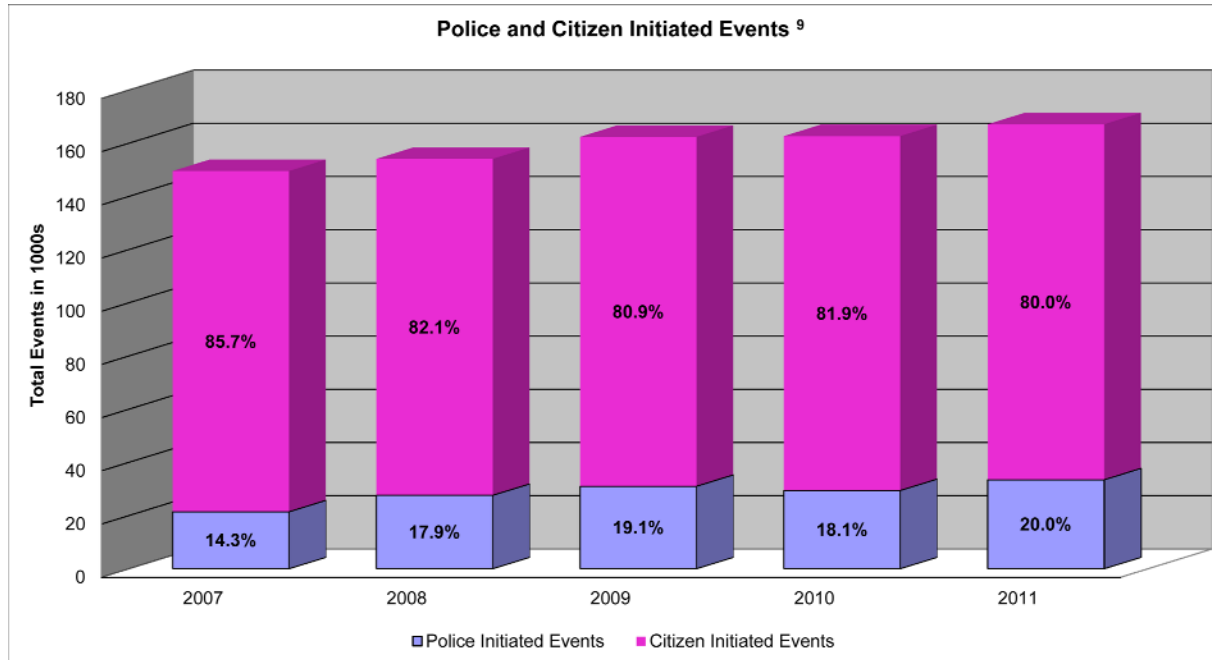


District 2		District 3		East District		District 6		¹⁶ Not District Specific	Not District Specific
Total ⁷	2010 - 11 % Change ⁵	Total ⁷	2010 - 11 % Change ⁵	Total ⁷	2010 - 11 % Change ⁵	Total ⁷	2010 - 11 % Change ⁵	Total ⁷	2010 - 11 % Change
15	-44%	21	-25%	36	-12%	13	-7%	1	0%
34	-11%	149	-17%	91	26%	38	36%	2	-60%
0	-100%	1	-50%	3	200%	2	-33%	0	-100%
3	50%	74	72%	0	-100%	0	0%	0	0%
3	200%	3	-25%	14	1300%	0	0%	0	0%
39	3%	96	-21%	85	-6%	29	-49%	4	0%
268	3%	1257	18%	606	-1%	388	9%	5	-89%
362	-2%	1601	11%	835	2%	470	3%	12	-79%
59	-13%	96	-15%	186	-9%	92	2%	0	-100%
108	N/A	259	N/A	272	N/A	146	N/A	0	N/A
167	N/A	355	N/A	458	N/A	238	N/A	0	N/A
27	-7%	45	-6%	59	69%	29	16%	0	N/C
13	44%	31	24%	13	0%	3	-50%	0	N/C
10	-38%	10	-29%	18	64%	6	0%	0	-100%
16	-43%	45	-30%	35	-22%	22	-8%	2	-67%
24	4%	83	-6%	35	-5%	12	-20%	3	50%
12	140%	19	19%	14	0%	8	14%	0	0%
102	-7%	233	-9%	174	12%	80	-4%	5	-50%
3	-67%	111	127%	39	3%	17	6%	0	-100%
1	N/C	0	0%	0	0%	0	-100%	0	0%
4,798	-13%	10,707	-14%	10,355	-18%	6,816	-19%	1,067	-40%
65.11		65.28		174.37		156.22			
14,853	-5.0%	38,286	0.0%	34,024	-3.3%	21,300	-3.1%	15,504	

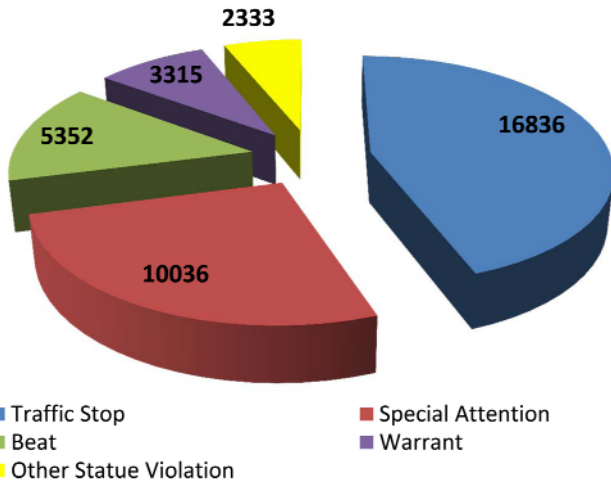
Note: The Percent Change and Clearance Rate data for the City of Winnipeg crime totals include calculations provided by the Canadian Centre for Justice Statistics (CCJS). Due to CCJS updates, previously reported numbers are subject to change. As a result, data printed in the 2010 Annual report will not contain the updated data, and should not be compared with the 2011 Annual Report.




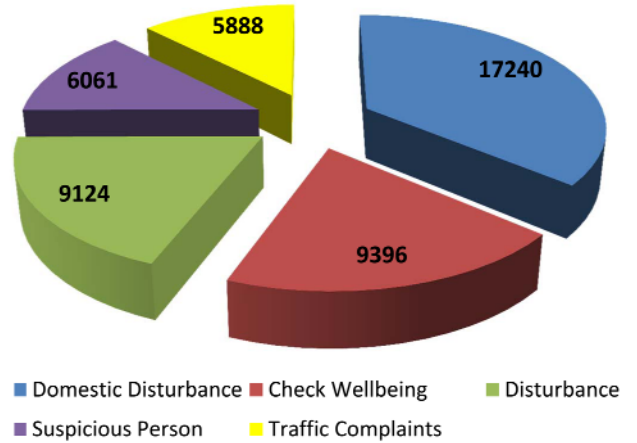
Events for Service



Top 5 Events - Police Initiated



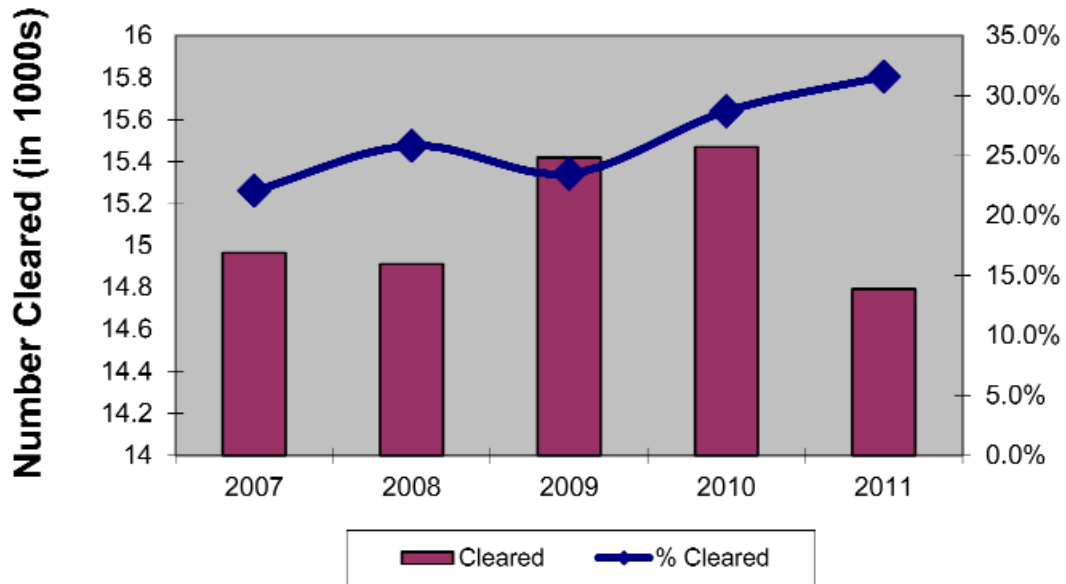
Top 5 Events - Reported to Police




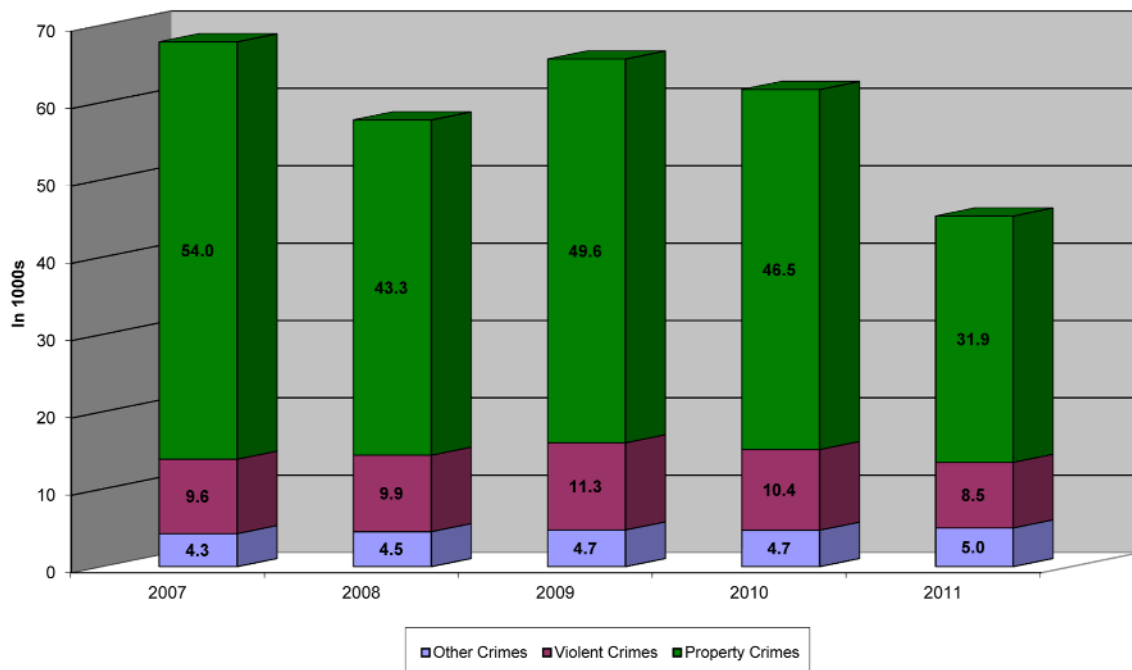


Criminal Code Offences

Criminal Code Offences¹ (not Including Traffic Offences)



Total Criminal Code Offences (not inc. Traffic, CDSA or YCJA)^{1, 15}

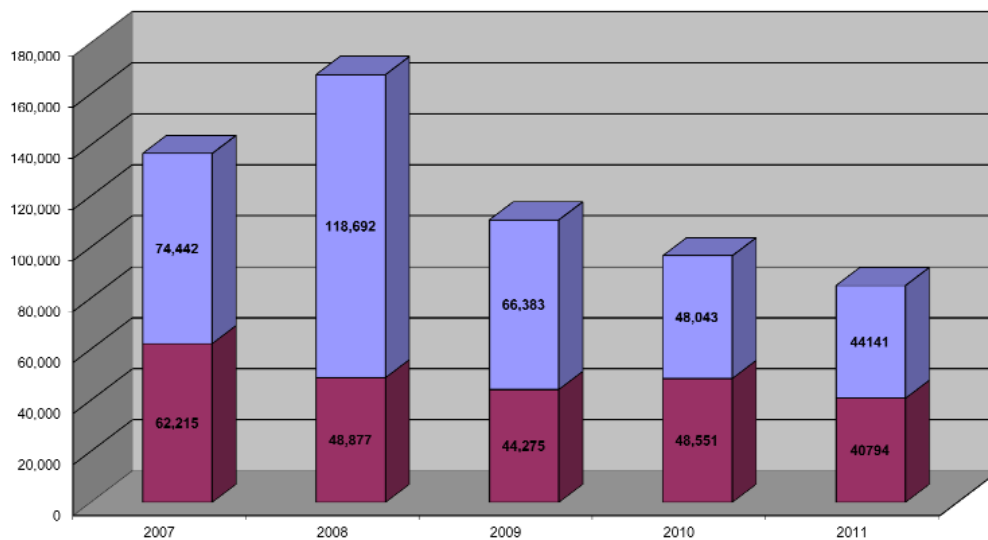


Traffic Offences

Police Issued Highway Traffic Act Offences	Total	2010 - 2011 % Change ⁵
Speeding	22,682	-2%
Disobey Traffic Control Device	13,426	3%
Drive without a Licence	1,797	-39%
Other HTA Offences	18,766	-4%
Total	56,671	-3%

Select Criminal Code Traffic Offences ^{1,7}	# of Persons Charged	2010 - 2011 % Change ⁵
Dangerous Operation Causing Death	3	200%
Dangerous Operation Causing Bodily Harm	3	-63%
Dangerous Operation	41	-28%
Dangerous Operation Evade Police	14	-39%
Dangerous Operation Evade Police Causing Death	0	-100%
Impaired Operation Causing Death	3	200%
Impaired Operation Causing Bodily Harm	17	55%
Impaired Operation or Over .08	514	-10%
Fail/Refuse to Provide Breath/Blood Sample	4	-50%
Total	599	2%

Photo Enforcement

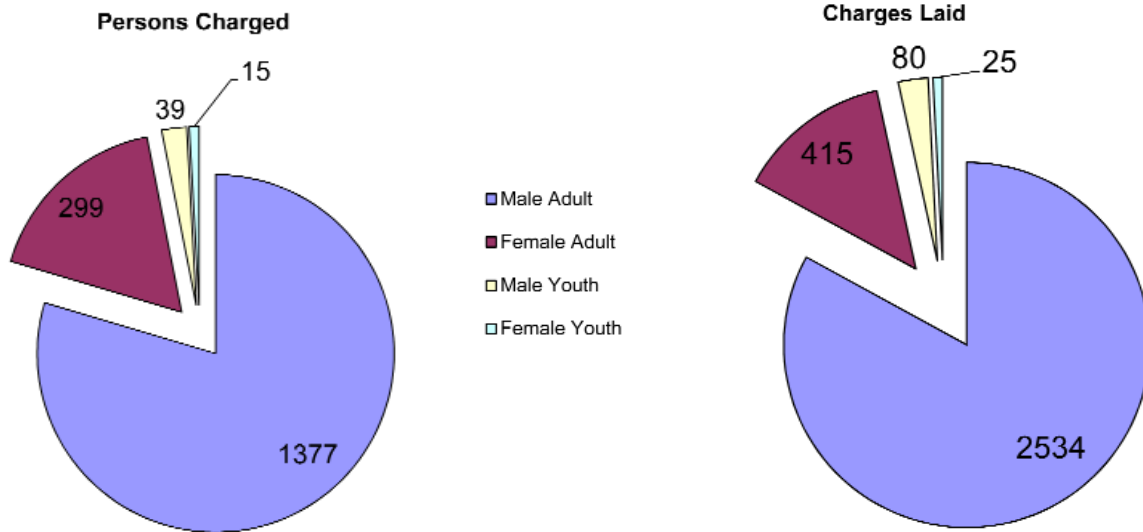


■ Intersection Safety Camera
■ Mobile Photo Radar

Source: Just Slow Down Annual Reports

Domestic Violence

		2010-2011 Change
Total Domestic Violence Events for Service ^{8, 9} :	17,240	1.6%
Criminal Events ^{1, 2, 7, 10} :	2,088	-4.8%
Criminal Events (Both Persons Charged):	73	1.4%



Professional Standards


Professional Standards Unit Files Initiated (Criminal)

Abandoned	4
Crown Opinion - No Charge	1
Informal	2
Information Only	2
Not Sustained	11
Open	4
Sustained	1
Unfounded	2
Total	27

Professional Standards Unit Files Initiated (Regulatory)

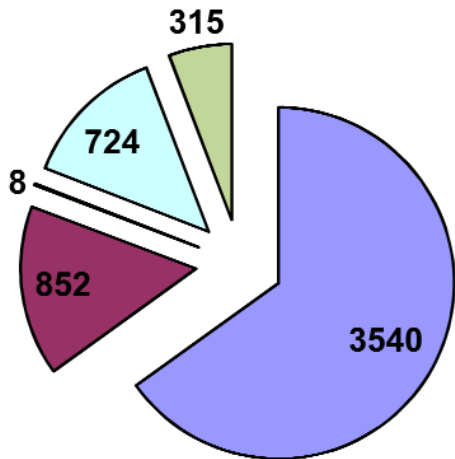
Abandoned	0
Crown Opinion - No Charge	0
Informal	4
Information Only	2
Not Sustained	2
Open	3
Sustained	1
Unfounded	0
Total	12

** Professional Standards Unit Files Initiated for Information in 2011: 115 **

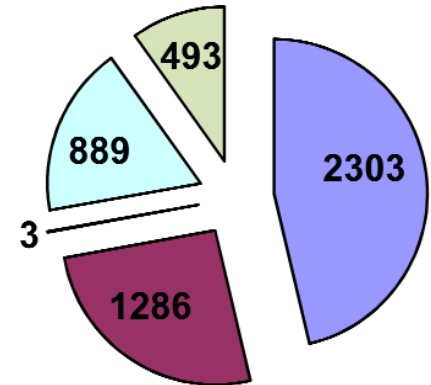




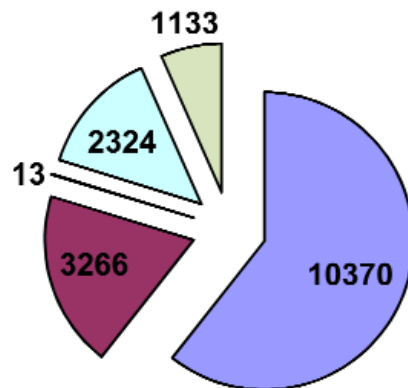
Persons Charged



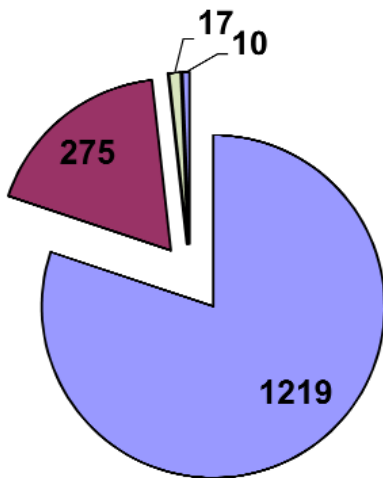
Violent Crimes



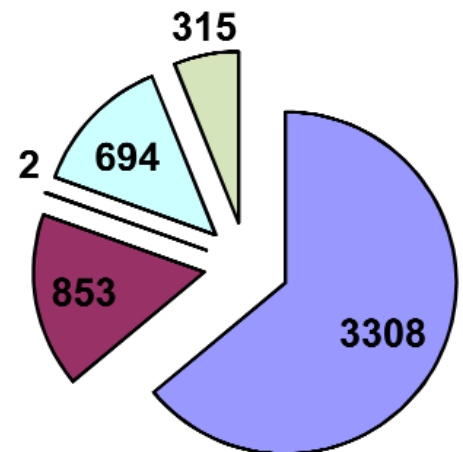
Property Crimes



Total Criminal Code Offences



Traffic Offences



Other Criminal Code Offences


Male Adult

Female Adult

Other Adult / Youth

Male Youth

Female Youth





Endnotes

NC = Not Calculable

¹Criminal Code Offence data are based on Uniform Crime Reporting data submitted to the Canadian Centre for Justice Statistics, Statistics Canada (CCJS), and are not directly comparable to data published on the WPS CrimeStat website. Data were compiled in accordance with violent crimes (i.e. most serious violation against the victim), and property crimes, and other crimes (i.e. first violation) scoring rules.

² Includes attempted and actual.

³ Does not include Arson - Disregard for Human Life, which is a violent crime.

⁴ Calls where a police unit was assigned.

⁵ Small incident numbers can result in large percent changes.

⁶ Downtown Winnipeg is located within District 1.

⁷ Includes events where there is sufficient evidence to lay a charge, but the suspect is processed by other means.

⁸ Events where the accused and victim are in a current or past domestic relationship.

⁹ Includes criminal, and non-criminal events.

¹⁰ Events where police confirmed a criminal offence occurred.

¹¹ Identity Theft and Identity Fraud are new categories with previous incidents recorded under Fraud. The distribution between these three categories may be subject to further adjustments but the total number remains correct.

¹² YCJA: The Youth Criminal Justice Act is an available option that diverts youths away from the court process through extrajudicial measures (such as formal diversionary programs)


¹³ Due to coding changes, comparisons cannot be made with 2010 data.

¹⁴ Some data not available due to coding changes.

¹⁵ Crimes categorized in accordance with CCJS standards effective 2009.

¹⁶ Not District Specific includes crimes which occurred over more than one district, non-district specific crimes, and crimes that occurred outside Winnipeg.


¹⁷ Grand totals do not include Traffic Offences due to coding changes.



*Building
Relationships*



**Winnipeg Police Service
Public Safety Building
P.O. Box 1680
Winnipeg, Manitoba
R3C 2Z7**



www.winnipeg.ca/police