



ARCHIVED - Archiving Content

Archived Content

Information identified as archived is provided for reference, research or recordkeeping purposes. It is not subject to the Government of Canada Web Standards and has not been altered or updated since it was archived. Please contact us to request a format other than those available.

ARCHIVÉE - Contenu archivé

Contenu archivé

L'information dont il est indiqué qu'elle est archivée est fournie à des fins de référence, de recherche ou de tenue de documents. Elle n'est pas assujettie aux normes Web du gouvernement du Canada et elle n'a pas été modifiée ou mise à jour depuis son archivage. Pour obtenir cette information dans un autre format, veuillez communiquer avec nous.

This document is archival in nature and is intended for those who wish to consult archival documents made available from the collection of Public Safety Canada.

Some of these documents are available in only one official language. Translation, to be provided by Public Safety Canada, is available upon request.

Le présent document a une valeur archivistique et fait partie des documents d'archives rendus disponibles par Sécurité publique Canada à ceux qui souhaitent consulter ces documents issus de sa collection.

Certains de ces documents ne sont disponibles que dans une langue officielle. Sécurité publique Canada fournira une traduction sur demande.



BOARD OF POLICE COMMISSIONERS

**Wednesday, March 19, 2014
9:00 AM**

**Executive Conference Room
2nd Floor, Police Service Centre**



**Public Agenda
Board of Police Commissioners
Wednesday, March 19, 2014**

Approval of Public Agenda

Minutes of the meeting held on February 18, 2014.

Administration Reports

P14-8 2013 Community Perception Survey Results

Recommendation

This report be received and filed.

Po14-9 Monthly Crime Statistics – February 2014

Recommendation

This report be received and filed.

PO14-10 Year-End Crime Statistics Comparison 2004-2013

Recommendation

This report be received and filed.

PO14-11 Letters of Appreciation

Recommendation

This report be received and filed.

Resolution for Private Session

AT REGINA, SASKATCHEWAN, TUESDAY, FEBRUARY 18, 2014

AT A MEETING OF THE BOARD OF POLICE COMMISSIONERS
HELD IN PUBLIC SESSION

AT 8:30 AM

These are considered a draft rendering of the official minutes. Official minutes can be obtained through the Office of the City Clerk once approved.

Present: Mayor Michael Fougere
Councillor Terry Hincks
Councillor Wade Murray
Commissioner Gordon Selinger
Commissioner Ron Rasmussen

Also in Attendance: Committee Assistant, Elaine Gohlke
Solicitor, James McLellan
Chief of Police, Troy Hagen
Deputy Chief of Police, Robert Morin
Superintendent, Lance Dudar
Superintendent, Brent Schmidt
Inspector, Dean Rae

OATH OF OFFICE

The Secretary noted that Councillor Terry Hincks and Councillor Wade Murray had taken their oaths of office in accordance with *The Police Act, 1990* and that their oaths are on record.

APPROVAL OF PUBLIC AGENDA

Commissioner Rasmussen moved, AND IT WAS RESOLVED, that the agenda for this meeting be approved, as submitted.

ADOPTION OF MINUTES

Councillor Murray moved, AND IT WAS RESOLVED, that the minutes for the meeting held on January 22, 2014 be adopted, as circulated.

ADMINISTRATION REPORTS

PO14-4 Tamra Keepness Investigation

Recommendation

The Board of Police Commissioners continue to offer a \$25,000 reward, until December 31, 2014, for information that leads to determining the whereabouts of Tamra Keepness.

Councillor Murray moved, AND IT WAS RESOLVED, that the recommendation contained in the report be concurred in.

PO14-5 Monthly Crime Statistics – December 2013

Recommendation

This report be received and filed.

Commissioner Rasmussen moved, AND IT WAS RESOLVED, that this report be received and filed.

PO14-6 Monthly Crime Statistics – January 2014

Recommendation

This report be received and filed.

Councillor Hincks moved, AND IT WAS RESOLVED, that this report be received and filed.

PO14-7 Letters of Appreciation

Recommendation

This report be received and filed.

Councillor Murray moved, AND IT WAS RESOLVED, that this report be received and filed.

RESOLUTION FOR PRIVATE SESSION

Commissioner Rasmussen moved, AND IT WAS RESOLVED that in the interest of the public, the balance of agenda items for this meeting be considered in private session and that the Board recess for 20 minutes.

The Board recessed at 8:44 a.m.

The media left.

Chairperson

Secretary

March 19, 2014

To: Members,
Board of Police Commissioners

Re: 2013 Community Perception Survey Results

RECOMMENDATION

That this report be received and filed.

CONCLUSION

The Community Perception Survey of the Regina Police Service was a telephone survey conducted between September 17, 2013 and October 2, 2013 with a total of 450 responses being collected.

The analysis was then completed by Dr. Rick Ruddell and Dr. Nick Jones of the University of Regina. The final report has now been completed and was received by the Regina Police Service Executive in January 2013.

Board Report P14-3 was presented to the Board of Police Commissioners on January 22, 2014, and was scheduled for release to the public at the March 19, 2014, meeting of the Board of Police Commissioners by Dr. Nick Jones.

BACKGROUND

As a result of the discontinuation of the City of Regina's Omnibus Survey, the Regina Police Service contracted the University of Regina to conduct a survey into the Community Perceptions of the Regina Police Service. This survey is to be conducted on a bi-annual basis and this is the second survey of this kind.

The survey was conducted between September 17, 2013, and October 2, 2013, with a total of 450 responses being collected. The analysis was then completed by Dr. Rick Ruddell and Dr. Nick Jones of the University of Regina. The final report has now been completed and was received by the Regina Police Service Executive in January 2013.

DISCUSSION

As a result of the discontinuation of the City of Regina's Omnibus survey, the Regina Police Service contracted the University of Regina to conduct a survey into the community's perception of the Regina Police Service. The survey focused on the following issues:

- Public information and Social Media
- Perceptions of police visibility / presence
- Perceptions of trust / confidence in the police

- Perceptions of Regina Police Service Contact (Responsiveness)
- Perceptions of crime and fear of crime
- Perceptions of quality of service

The survey was conducted between September 17, 2013, and October 2, 2013, through a random selection of telephone interviews. A total of 450 responses were collected from the three different geographical districts; 149 from the North District, 158 from the South District and 143 from the Central District.

The survey revealed that overall satisfaction with the Regina Police Service was generally higher than the results presented in the 2011 survey. The increase from 2011 to 2013 builds on the positive perceptions of the service that have been increasing since 2005. The following are findings that should be noted:

- 77.7% of respondents ranked the overall quality of the Regina Police Service as very good to excellent.
- 75.5% of respondents reported being highly or very satisfied with the overall level of service provided by the Regina Police Service.
- 79.5% of respondents somewhat or strongly agreed that the Regina Police Service demonstrated professionalism in their work.
- 77.3% of respondents somewhat or strongly agreed that the Regina Police Service was an organization with integrity and honesty.
- 86.7% of respondents somewhat or strongly agree having confidence in calling 911 in an emergency situation.
- 95.2% reported that the visibility of the Regina Police Service had remained the same or had increased from the previous year.

RECOMMENDATION IMPLICATIONS

Financial Implications

The financial costs associated to this initiative have been paid from within the 2013 Regina Police Service budget.

Environmental Implications

None with respect to this report.

Strategic Implications

The *Regina Police Service Strategic Plan, 2011-2014* includes several actions that are relevant to this survey, including the ability to have reliable measures of public opinions and priorities, and to identify opportunities to enhance Service to the community.

Other Implications

None with respect to this report.

COMMUNICATIONS

The survey will be released to the public at the March 19, 2014, meeting of the Board of Police Commissioners. Following this release, the Community Perception Survey of the Regina Police Service 2013, will be posted on the Regina Police Service website for review, www.reginapolice.ca.

Respectfully submitted,

A handwritten signature in black ink, appearing to read "Troy Hagen". The signature is fluid and cursive, with a large initial "T" and "H".

Troy Hagen,
Chief of Police

March 19, 2014

To: Members,
Board of Police Commissioners

Re: Monthly Crime Statistics – February 2014

RECOMMENDATION

Receive and file.

CONCLUSION

The crime statistics for the month of February 2014 reflect a decrease in Crimes Against the Person of (-0.9%) compared to February 2013, while Crimes Against Property show a (-6.9%) decrease compared to February 2013. Crimes Against the Person and Crimes Against Property show a combined year-to-date reduction of (-5.5%).

BACKGROUND

Each month, reports providing statistics for the City of Regina are presented to the Board for their review and information. This report will provide statistics for the month of February 2014. The Communications Centre statistics are included showing the total calls for service.

DISCUSSION

Crimes Against Property reflect a decrease of (-82) reported incidents over 2013, for an overall year-to-date decrease of (-6.9%). We have seen a decrease of (-80) reported incidents of Theft Under \$5000 for a (-13.8%) decrease. There are 5 additional reported incidents of Mischief / Wilful Damage for a 2% increase year-to-date.

Thefts of Auto rates have increased by 19 incidents for an overall increase of 21.6% in our year-to-date statistics. The Regina Police Service in conjunction with its partners in the Stolen Auto Strategy continues to pay constant attention to this issue.

Crimes Against the Person reflect a year-to-date decrease of (-3) fewer incidents over February 2014 for a (-0.9%) decrease. There were 13 reported Robberies in February for a year-to-date increase of 9 incidents or an increase of 37.5%.

Overall the Regina Police Service has received (-85) fewer reported incidents of Crimes Against the Person and Crimes Against Property combined in 2014 over 2013 incidents for a (-5.5%) decrease.

There were a total of 4036 dispatched Calls for Service in February for a year-to-date reduction of (-2.7%) and Alarm Calls for Service show a year-to-date increase of 0.3%.

RECOMMENDATION IMPLICATIONS

Financial Implications

None with respect to this report.

Environmental Implications

None with respect to this report.

Strategic Implications

None with respect to this report.

Other Implications

None with respect to this report.

COMMUNICATIONS

None with respect to this report.

Respectfully submitted,

A handwritten signature in black ink, appearing to read "Troy Hagen". The signature is stylized with a large initial "T" and a long, sweeping underline.

Troy Hagen,
Chief of Police



Regina Police Service

Monthly Statistical Extract

Prepared Mar
10th

February 2014

Offence	2014	2013	YTD	YTD	% Change
	Feb	Feb	2014	2013	
Total Crimes Against the Person ¹	152	163	339	342	-0.9
Homicide	0	0	0	1	-100.0
Attempt Murder	0	0	0	0	0.0
Sexual Assaults	6	7	20	17	17.6
Sexual Crime - Other	1	1	5	5	0.0
Assaults - Level I	71	86	149	168	-11.3
- Level II	40	33	85	70	21.4
- Level III	3	5	9	6	50.0
- Other Assaults	2	6	6	13	-53.8
Robbery	13	9	33	24	37.5
Kidnapping / Forcible Confinement	1	0	1	2	-50.0
Criminal Harassment / Stalking	1	2	1	3	-66.7
Total Above Person Violations	138	149	309	309	0.0

*Crimes against person are reported by Report Date

Total Crimes Against Property ¹	503	586	1114	1196	-6.9
Arson	0	2	1	4	-75.0
Total Break and Enter	66	54	134	114	17.5
- Residence	43	34	86	62	38.7
- Business	10	3	16	17	-5.9
- Other	13	17	32	35	-8.6
Theft of Motor Vehicle	38	36	79	76	3.9
Attempt Theft of Motor Vehicle	13	4	28	12	133.3
Total Theft and Attempt Theft of Motor Vehicle	51	40	107	88	21.6
Theft Over \$5,000	4	7	6	9	-33.3
Theft Under \$5,000	227	279	499	579	-13.8
Mischief / Wilful Damage	114	128	259	254	2.0
Total Above Property Violations	462	510	1006	1048	-4.0

*Crimes against property are reported by Occurrence Date

Total Crimes (Person and Property)	655	749	1453	1538	-5.5
---	------------	------------	-------------	-------------	-------------

Other Criminal Code Violations					
Criminal Prostitution	1	8	1	14	-92.9
Vehicles Seized / Prostitution Related	0	0	0	0	0.0
Controlled Drug & Substances Act	14	54	64	108	-40.7
Criminal Code Traffic ²					
Impaired / Exceed	41	61	82	104	-21.2
Dangerous Drive & Other	204	429	519	909	-42.9
Traffic Tickets Issued	1827	2295	3590	3816	-5.9

Calls for Service (Comm Centre)	4036	4070	8332	8563	-2.7
Alarm Calls for Service	491	424	994	991	0.3
Other Calls for Service (Reports taken-no dispatch)	1550	1901	3405	3948	-13.8
Total Calls for Service	5586	5971	11737	12511	-6.2

Note 1: Total includes categories not listed below and counts all the victims of violent violations rather than occurrences

Note 2: Excluded "Inspection Tickets" and "24 Hour, 30Day and 90 Day Suspensions"

** Calls For Service are the total number of CAD events generated for police response. CFS totals include CAD events with type code 900 to 963 whether they are dispatched or not.

** Alarms are all CAD events created for police response to alarms defined by the Regina False Alarm Bylaw. Alarm totals are included in Calls for Service totals.



Regina Police Service

Appendix 2
Traffic

February , 2014

Tickets Issued	2014 Feb	2013 Feb	2014 YTD	2013 YTD	YTD % Change
Traffic Offence Tickets	1827	2295	3590	3816	-5.9
Non-traffic Offence Tickets*	134	126	222	217	2.3
Total Tickets	1961	2421	3812	4033	-5.5

Cell Phone Charges and Warnings					
Cell Phone Charges (241.1)	54	71	113	136	-16.9
Warning Tickets (for use of cell phone)	2	1	2	1	100.0

Total Warning Tickets	128	229	610	612	-0.3
------------------------------	-----	-----	-----	-----	------

RID Program	2014 Feb	2013 Feb	2014 YTD	2013 YTD	YTD % Change
Total RID Phone Calls Received	52	58	128	123	4.1
RID interception occurrence	9	8	17	18	-5.6
RID Other immediate Contact**	2	2	7	3	133.3
RID Letters	18	25	45	49	-8.2
Percentage of calls with Interventions	55.8%	60.3%	53.9%	56.9%	-5.3

<i>RID dispatches(with/without intercept)</i>	34	39	90	80	12.5
---	----	----	----	----	------

RID Interception Outcomes***					
RID Impaired Occurrences	6	1	8	5	60.0
RID Other Occurrences	3	9	9	15	-40.0
RID Impaired Charges	11	2	15	10	50.0
RID Other Charges	5	7	8	15	-46.7
RID 24 hr, 30 day suspensions	2	1	4	2	100.0
RID Total Charges and Sanctions	18	10	27	27	0.0

*Non-traffic tickets incl. tickets under the Alcohol and Gaming Regulations Act and Municipal Bylaw excluding Municipal Bylaw speeding

**Other contact means the officer has spoken to the driver or owner and the call is unfounded or no related occurrence

***Occurrences are generally an event occurring at the same place and time. Multiple charges can result from a single occurrence



Regina Police Service

February 2014

Appendix 1

Prepared Mar10th, 2014

Offence	Reported	Unfounded	Actual	YTD 2014	YTD 2013	% Change
Robbery	1	0	1	4	4	0.0
Robbery - Pursesnatching	0	0	0	1	1	0.0
Robbery - Commercial	6	0	6	12	6	100.0
Robbery - Financial Institution	1	0	1	1	0	100.0
Robbery - Delivery Person	0	0	0	0	0	0.0
Robbery - Taxi	2	0	2	2	2	0.0
Robbery - Street	4	1	3	14	14	0.0
Total Above Violations	14	1	13	34	27	25.9

Community Crime Report Regina Police Service

Date Run: 2014/03/13 06:40:35

From: 2014/02/01

To: 2014/02/28

Crime Classes	Al Ritchie	Albert Park	Argyle Park	Boothill	Cathedral	Centre Square	Core Group	Coronation Park	Dewdney East	Dieppe	Eastview	Gardiner Park	Gladner Park	Hillisdale	Lakeview	Market Square	McNab	Mount Royal	Normanview	Normanview West	North Central	North East	Prairie View	Regent Park	Rosemont	Ross Industrial	Rural	Sherwood Estates	Twin Lakes	University Park	Unverified Address	Uplands	Walsh Acres	Warehouse District	Mascana Park	Whitmore Park	Total	
Assault	4	4	0	0	4	1	11	9	7	2	3	0	1	3	2	3	2	2	2	0	28	12	0	2	2	1	0	1	1	2	5	1	1	1	0	0	117	
B&E (Business)	0	0	1	0	0	0	0	0	0	0	1	1	0	0	0	0	0	0	0	0	1	1	0	0	0	2	0	0	0	0	1	0	0	2	0	0	10	
B&E (Garage)	0	0	0	0	0	0	1	1	1	0	0	0	0	0	0	0	0	0	0	0	3	0	0	0	1	0	0	0	0	0	0	0	0	0	0	0	1	8
B&E (Other)	0	2	0	0	0	0	0	0	0	0	0	0	0	0	1	0	0	0	0	0	1	0	0	0	0	2	0	0	0	1	0	1	0	0	0	0	0	8
B&E (Residence)	2	1	0	0	3	0	1	0	5	0	0	5	0	0	0	0	0	2	1	1	12	3	2	1	2	0	0	0	0	2	0	0	0	0	0	0	0	43
Controlled Drugs	0	0	0	0	0	1	5	1	1	0	1	0	0	0	2	0	2	0	0	0	1	2	0	0	0	1	0	0	1	0	0	0	0	0	0	0	0	18
Crimes Against Property(2150 -2166)	1	2	0	0	1	3	9	1	3	0	2	1	0	0	1	6	0	0	0	1	8	1	2	2	2	4	0	1	2	1	3	1	1	3	0	0	62	
Dangerous Operation	0	0	0	0	0	0	1	0	0	0	1	0	0	0	1	0	0	0	0	0	3	1	0	0	1	0	0	0	0	0	1	0	0	0	0	0	0	9
Deprivation of Freedom	1	0	0	0	0	0	0	1	0	0	0	0	0	0	0	0	0	0	0	0	0	0	0	0	0	0	0	0	0	0	0	0	0	0	0	0	0	2
HWY Traffic Violation	5	10	5	0	7	5	9	14	6	1	6	4	2	7	1	6	2	0	0	3	37	5	0	4	3	10	0	0	0	3	8	0	2	2	6	1	174	
Impaired Operation	1	2	0	1	3	1	4	1	4	1	0	2	0	0	1	1	0	0	0	2	9	2	0	1	1	1	0	1	0	0	0	1	2	3	4	0	49	
Municipal ByLaws	0	0	0	0	0	0	0	1	0	0	0	0	1	0	1	1	0	0	0	0	0	0	0	0	0	0	0	0	0	0	0	0	0	0	0	0	0	4
Offensive Weapons	0	0	0	0	0	0	0	0	0	0	0	0	0	0	0	1	0	0	1	0	0	0	0	0	0	0	0	0	0	0	0	0	0	0	0	0	0	2
Other Crminal Code Traffic	3	0	3	0	2	2	5	0	1	0	0	0	1	0	0	1	0	0	0	1	4	4	0	1	1	1	0	0	2	0	0	1	1	2	0	0	36	
Other Federal Statute Violations	0	0	0	0	0	0	1	0	0	0	0	0	0	0	0	0	0	1	0	0	3	0	0	0	0	0	0	0	0	0	1	0	0	0	0	0	0	6

1 / 2 Note: This report includes all violations, not just the Most Serious Violation.

The crime classes are taken from the UCR so the results are contingent on the UCR reports have been completed for the time period specified.

Show Non Reportable Incidents: No

Show Unfounded Incidents: No

Show Unverified Incidents: No

Community Crime Report Regina Police Service

Date Run: 2014/03/13 06:40:35

From: 2014/02/01

To: 2014/02/28

Crime Classes	Al Ritchie	Albert Park	Argyle Park	Boothill	Cathedral	Centre Square	Core Group	Coronation Park	Dewdney East	Dieppe	Eastview	Gardiner Park	Gladmer Park	Hillisdale	Lakeview	Market Square	McNab	Mount Royal	Normanview	Normanview West	North Central	North East	Prairie View	Regent Park	Rosemont	Ross Industrial	Rural	Sherwood Estates	Twin Lakes	University Park	Unverified Address	Uplands	Walsh Acres	Warehouse District	Wascana Park	Whitmore Park	Total		
Other Theft Over	0	0	0	0	0	0	0	0	1	0	1	0	0	0	1	1	0	0	0	0	0	0	0	0	0	0	0	1	0	0	0	0	1	0	0	0	6		
Other Theft Under	3	8	1	0	2	5	12	3	8	0	0	10	2	5	4	6	0	0	0	0	18	1	0	0	1	4	0	1	2	1	2	0	3	3	1	0	106		
OtherCrimina ICode (A)	1	1	1	0	1	0	10	2	0	0	3	0	0	0	1	138	1	1	0	1	19	8	0	0	4	0	0	0	1	1	0	0	1	1	0	1	1	0	196
OtherCrimina ICode (B)	0	0	0	0	0	0	1	0	0	0	0	0	0	0	0	0	1	0	1	0	1	1	1	0	0	0	0	0	0	0	0	0	0	0	0	0	0	6	
Property Damage	6	9	0	0	7	1	11	4	3	0	4	3	1	7	9	2	0	8	0	0	25	10	1	0	1	2	0	1	0	0	5	1	6	1	3	3	134		
Prostitution	0	0	0	0	0	0	0	0	1	0	0	0	0	0	0	0	0	0	0	0	0	0	0	0	0	0	0	0	0	0	0	0	0	0	0	0	0	1	
Provincial Statutes	0	5	0	0	3	4	54	2	2	0	0	2	2	4	1	68	1	0	0	0	11	2	0	0	0	0	0	0	0	2	0	0	0	0	1	0	164		
Sexual Assault	0	0	0	0	2	0	2	0	4	0	0	0	0	0	0	0	1	0	0	0	0	0	0	1	0	0	0	0	0	2	0	0	0	0	0	0	12		
Shoplift Under	2	7	4	0	1	0	2	8	0	0	0	16	2	1	0	2	0	0	0	0	1	4	0	0	0	0	0	1	0	0	0	0	3	2	0	0	56		
Special Inq (8510-8665)	6	4	1	0	3	2	9	3	7	1	2	8	0	4	2	4	0	3	2	1	15	6	2	1	4	1	0	2	4	4	102	6	1	1	2	1	214		
Special Inq (8670-8814)	10	28	6	5	30	6	37	15	25	5	11	18	5	12	17	18	7	1	4	8	69	18	6	11	11	24	1	3	8	8	12	1	16	18	9	6	489		
Theft From Auto Over	0	0	0	0	0	0	1	0	0	0	0	0	0	0	0	0	0	0	0	0	0	0	0	0	0	0	0	0	0	0	0	0	0	0	0	0	1		
Theft From Auto Under	2	5	0	0	2	1	10	6	4	0	2	5	0	2	6	7	0	3	1	0	11	3	4	1	3	1	0	1	0	5	7	0	1	3	1	0	97		
Theft of Motor Vehicle VA, VT	1	5	0	0	1	3	3	1	3	0	2	1	0	0	0	0	0	1	2	0	16	1	2	0	0	1	0	2	0	1	0	0	1	3	0	0	50		
Violence/Threat	0	3	1	0	0	2	2	2	2	0	1	0	1	0	0	3	0	2	1	0	6	2	0	0	0	1	0	0	1	0	0	0	0	0	0	1	31		
Total	48	96	23	6	72	37	201	75	88	10	40	76	18	45	51	268	17	24	15	18	302	87	20	25	37	56	1	13	23	29	152	13	38	46	28	13	211		

2 / 2 Note: This report includes all violations, not just the Most Serious Violation.

The crime classes are taken from the UCR so the results are contingent on the UCR reports have been completed for the time period specified.

Show Non Reportable Incidents: No

Show Unfounded Incidents: No

Show Unverified Incidents: No

Community Crime Report Regina Police Service

Date Run: 2014/03/13 09:25:31

From: 2014/01/01

To: 2014/03/13

Crime Classes	Al Ritchie	Albert Park	Argyle Park	Boothill	Cathedral	Centre Square	Core Group	Coronation Park	Dewdney East	Dieppe	Eastview	Gardiner Park	Gladner Park	Hillsdale	Lakeview	Market Square	McNab	Mount Royal	Normanview	Normanview West	North Central	North East	Prairie View	Regent Park	Rosemont	Ross Industrial	Rural	Sherwood Estates	Twin Lakes	University Park	Unverified Address	Uplands	Walsh Acres	Warehouse District	Mascana Park	Whitmore Park	Total	
Arson	0	0	0	0	0	0	0	0	0	0	0	0	0	0	0	0	0	0	0	0	2	0	0	0	0	0	0	0	0	0	0	0	0	0	0	0	0	2
Assault	6	5	0	1	6	4	29	13	12	4	5	2	3	3	6	8	3	6	4	1	76	17	0	4	5	1	1	1	2	9	4	4	3	0	0	0	249	
B&E (Business)	1	2	1	0	0	0	0	2	0	0	8	1	0	0	0	0	0	0	0	0	6	1	0	0	0	4	0	0	0	0	1	0	0	2	1	0	30	
B&E (Garage)	0	2	0	0	1	0	1	2	1	1	2	0	0	0	1	0	0	0	1	0	7	0	0	0	1	0	0	1	0	0	0	0	0	0	0	0	1	22
B&E (Other)	0	8	0	0	0	1	0	0	2	0	1	1	0	0	1	0	0	0	0	0	2	0	1	0	0	2	0	0	0	1	0	1	1	0	1	0	23	
B&E (Residence)	5	1	0	0	5	0	3	1	11	1	1	8	0	0	4	0	0	2	1	1	30	6	4	2	4	0	0	2	1	2	0	0	1	0	0	0	96	
Controlled Drugs	1	0	1	0	3	1	13	2	5	1	1	0	2	0	5	0	4	0	2	1	18	3	0	0	1	1	0	2	1	0	0	0	1	0	1	0	70	
Crimes Against Property(2150 -2166)	6	2	0	2	3	5	15	3	11	1	4	4	1	2	1	8	0	1	1	3	19	10	2	4	5	4	0	4	4	3	5	1	2	5	3	0	144	
Dangerous Operation	0	0	0	0	0	0	1	1	0	0	1	0	0	0	1	0	0	0	0	1	6	2	1	1	2	0	0	0	0	1	0	1	0	2	1	22		
Deprivation of Freedom	1	0	0	0	0	0	1	1	0	0	0	0	0	0	0	0	0	0	0	0	0	0	0	0	0	0	0	0	0	0	0	0	0	0	0	0	0	3
HWY Traffic Violation	12	33	10	1	17	10	23	21	15	3	16	27	5	14	5	25	5	4	4	9	78	14	4	5	11	23	0	1	3	4	28	3	14	15	10	4	476	
Impaired Operation	2	4	2	1	5	3	6	5	8	2	2	3	0	1	1	3	0	2	1	2	14	6	0	1	1	4	0	1	3	0	0	1	5	7	5	2	103	
Municipal ByLaws	0	0	1	0	0	0	2	1	0	0	2	0	1	0	1	1	0	0	0	0	0	0	0	0	0	0	0	0	0	0	0	0	0	1	0	0	0	10
Offensive Weapons	1	0	0	0	0	0	1	0	1	0	0	0	0	0	0	1	0	0	1	0	5	2	0	1	0	0	0	0	0	0	0	0	0	0	0	0	0	13
Other Crminal Code Traffic	7	7	4	0	2	2	9	4	6	0	1	4	3	0	2	1	0	0	0	3	16	7	1	1	3	1	0	2	3	1	1	2	4	4	2	2	105	

1 / 3 Note: This report includes all violations, not just the Most Serious Violation.

The crime classes are taken from the UCR so the results are contingent on the UCR reports have been completed for the time period specified.

Show Non Reportable Incidents: No

Show Unfounded Incidents: No

Show Unverified Incidents: No

Community Crime Report Regina Police Service

Date Run: 2014/03/13 09:25:31

From: 2014/01/01

To: 2014/03/13

Crime Classes	Al Ritchie	Albert Park	Argyle Park	Boothill	Cathedral	Centre Square	Core Group	Coronation Park	Dewdney East	Dieppe	Eastview	Gardiner Park	Gladmer Park	Hillisdale	Lakeview	Market Square	McNab	Mount Royal	Normanview	Normanview West	North Central	North East	Prairie View	Regent Park	Rosemont	Ross Industrial	Rural	Sherwood Estates	Twin Lakes	University Park	Unverified Address	Uplands	Walsh Acres	Warehouse District	Wascana Park	Whitmore Park	Total		
Other Federal Statute Violations	1	0	0	0	1	0	8	0	0	0	0	0	0	0	0	2	0	1	0	0	8	1	0	2	0	0	0	1	0	0	1	0	0	0	0	0	0	26	
Other Theft Over	0	0	0	0	0	0	0	0	1	0	1	0	0	0	1	1	0	0	0	0	0	0	0	0	0	0	0	0	1	0	1	0	0	0	1	0	0	7	
Other Theft Under	8	19	3	0	9	7	19	6	21	1	6	29	5	11	8	14	0	0	0	1	36	6	0	1	2	6	0	2	5	1	6	2	7	4	2	0	247		
Other Criminal Code (A)	5	3	5	0	9	2	44	6	7	0	3	2	2	2	3	343	1	4	4	1	60	12	0	0	6	0	0	1	0	1	2	0	2	8	2	1	541		
Other Criminal Code (B)	1	0	1	0	0	0	3	1	1	0	0	0	0	0	0	3	1	0	2	0	8	1	1	0	0	0	0	1	0	0	0	0	0	0	0	0	0	24	
Property Damage	14	19	0	0	11	2	33	9	11	2	19	7	4	11	18	11	0	8	1	2	60	17	1	2	4	5	0	3	3	1	17	2	9	3	5	5	319		
Prostitution	0	0	0	0	0	0	0	0	1	0	0	0	0	0	0	0	0	0	0	0	0	0	0	0	0	0	0	0	0	0	0	0	0	0	0	0	0	1	
Provincial Statutes	2	16	1	0	10	7	101	2	9	0	1	3	4	8	4	188	1	0	1	1	36	7	0	0	0	0	0	0	0	0	5	0	2	1	1	0	411		
Sexual Assault	3	0	0	0	3	0	4	0	4	0	0	0	0	2	0	0	1	0	0	0	3	0	0	1	0	0	0	0	0	0	6	0	0	0	0	0	1	28	
Shoplift Under	2	12	10	0	4	2	4	12	2	0	1	28	8	1	0	8	0	0	0	1	2	4	0	0	0	2	0	0	1	0	0	0	0	7	8	0	0	119	
Special Inq (8510-8665)	41	31	9	4	19	13	69	20	33	6	12	25	5	18	22	21	3	7	9	5	121	32	10	10	24	2	0	16	8	7	270	18	11	8	6	4	919		
Special Inq (8670-8814)	37	69	21	12	60	21	84	48	82	12	45	46	11	32	36	45	20	6	12	15	177	54	9	20	29	81	4	11	23	21	30	5	45	53	24	22	1322		
Str Racing Offences	0	0	0	0	0	0	0	0	0	1	0	0	0	0	0	0	0	0	0	0	0	0	0	0	0	0	0	0	0	0	0	0	0	0	0	0	0	1	
Theft From Auto Over	0	0	0	0	0	0	1	0	1	0	0	0	0	0	0	0	0	0	0	0	0	0	0	0	0	0	0	0	0	0	0	0	0	0	0	0	0	0	2
Theft From Auto Under	10	22	0	1	5	2	20	15	18	0	7	11	2	5	10	9	1	4	2	3	31	11	5	1	6	5	0	2	7	8	16	2	5	7	5	2	260		
Theft of Motor Vehicle VA, VT	8	7	0	4	2	3	6	6	8	0	4	3	1	2	4	1	0	3	4	0	37	4	2	1	2	3	0	3	1	3	1	0	2	5	0	0	130		

2 / 3 Note: This report includes all violations, not just the Most Serious Violation.

The crime classes are taken from the UCR so the results are contingent on the UCR reports have been completed for the time period specified.

Show Non Reportable Incidents: No

Show Unfounded Incidents: No

Show Unverified Incidents: No

Community Crime Report Regina Police Service

Date Run: 2014/03/13 09:25:31

From: 2014/01/01

To: 2014/03/13

Crime Classes	Al Ritchie	Albert Park	Argyle Park	Boothill	Cathedral	Centre Square	Core Group	Coronation Park	Dewdney East	Dieppe	Eastview	Gardiner Park	Gladmer Park	Hillisdale	Lakeview	Market Square	McNab	Mount Royal	Normanview	Normanview West	North Central	North East	Prairie View	Regent Park	Rosemont	Ross Industrial	Rural	Sherwood Estates	Twin Lakes	University Park	Unverified Address	Uplands	Walsh Acres	Warehouse District	Wascana Park	Whitmore Park	Total	
Theft of Other Vehicle VM, VO	0	0	0	0	0	0	0	0	0	0	0	0	0	0	0	0	1	0	0	0	0	0	0	0	0	0	0	0	0	0	0	0	0	0	0	0	0	1
Violence/Threat	4	4	2	0	0	3	7	6	3	0	1	0	1	0	0	6	0	4	2	1	19	3	0	0	0	1	0	0	3	0	0	0	2	2	0	0	1	75
Total	178	266	71	26	175	88	507	187	274	35	144	204	58	112	134	699	41	52	52	51	877	220	41	57	106	145	5	54	68	55	400	41	126	136	70	46	580	

3 / 3 Note: This report includes all violations, not just the Most Serious Violation.

The crime classes are taken from the UCR so the results are contingent on the UCR reports have been completed for the time period specified.

Show Non Reportable Incidents: No

Show Unfounded Incidents: No

Show Unverified Incidents: No

March 19, 2014

To: Members,
Board of Police Commissioners

Re: Year-End Crime Statistics Comparison 2004-2013

RECOMMENDATION

Receive and file.

CONCLUSION

There were 19,369 total police-reported crimes¹ in Regina in 2013, which was 2.5% fewer than the 19,873 in 2012 and 41.2% fewer than the 32,929 in 2004. This was Regina's lowest annual crime count over the last 10 years. The categories of Crimes Against Property and Crimes Against the Person were also ten year lows. More specifically, Assault, Robbery, Kidnapping / Forcible Confinement, Criminal Harassment / Stalking, Motor Vehicle Theft, and Mischief / Willful Damage were also ten year lows.

BACKGROUND

Twice each year, once at mid-year and once at year-end, the Regina Police Service provides an analysis of reported crime in Regina over the previous ten-year period. This report compares data compiled from January 1 to December 31 for the period of 2004 through 2013.

Measuring crime statistics over time is effective for identifying trends. Data is gathered in the same manner each year to ensure the analysis is reliable. Absolute crime counts, rather than crime rates or crime severity, are the basis of this analysis.

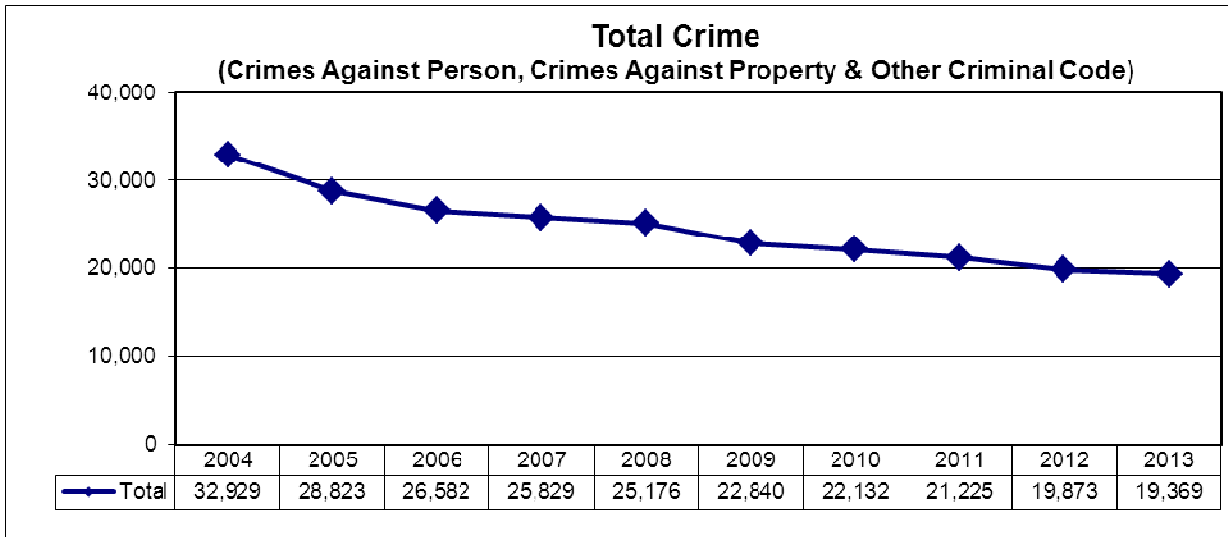
These statistics are not intended for comparison with other jurisdictions that may use different methodologies or have different reporting criteria.

¹ Total Crime is an account of Crimes Against the Person, Crimes Against Property, and Other Criminal Code violations only.

DISCUSSION

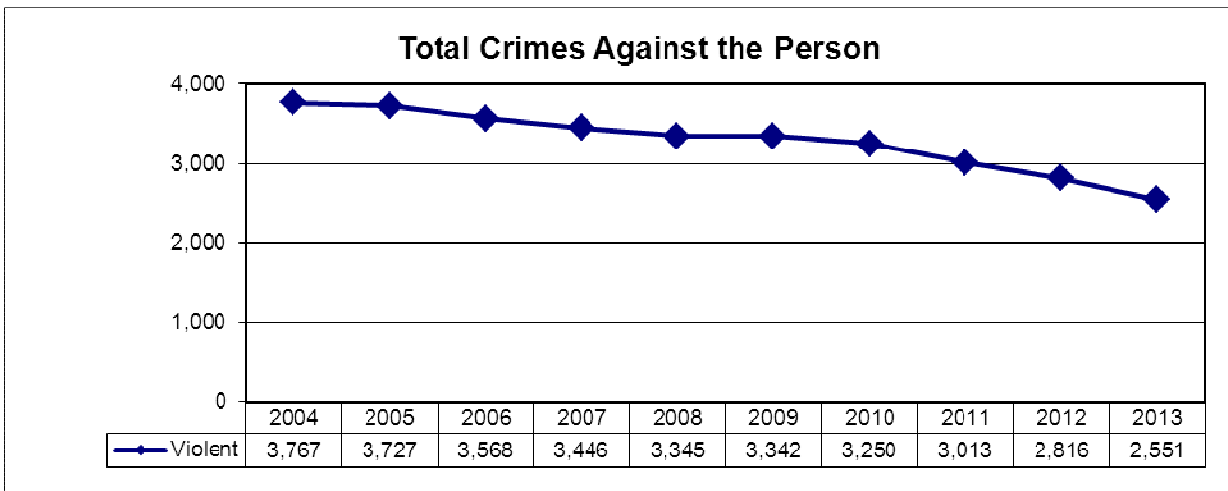
Total Crime

The 19,369 reported Total Crime in 2013 was a decrease of 2.5% from the 19,873 in 2012 and 41.2% from the 32,929 in 2004.

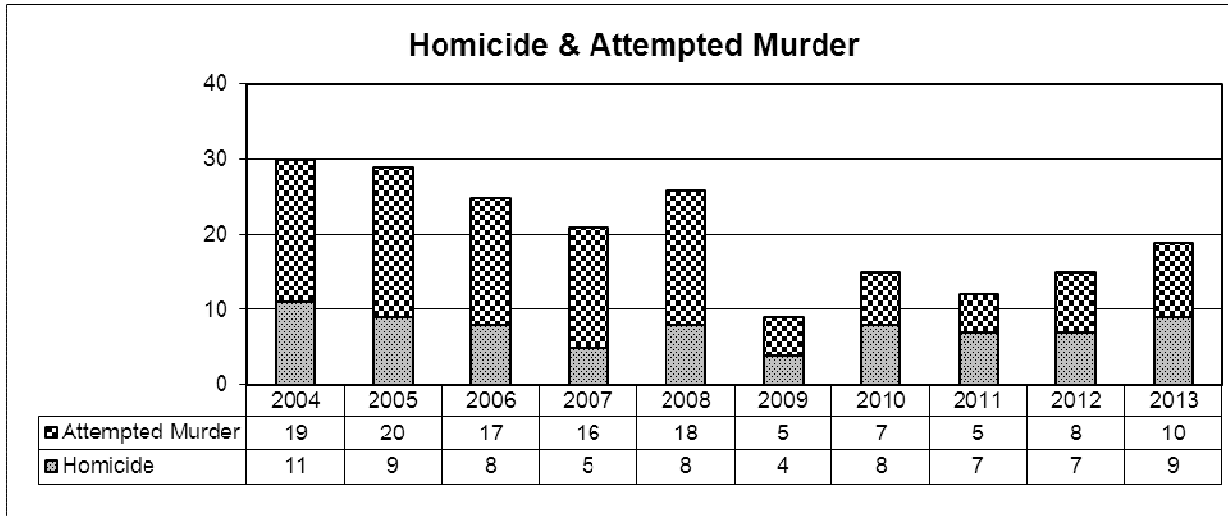


Crimes Against the Person

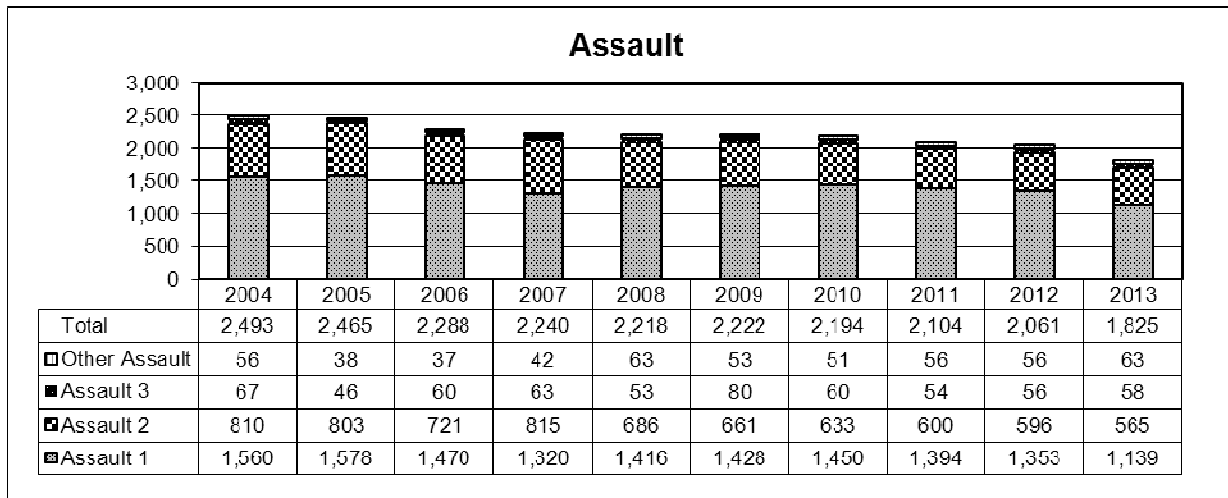
The 2,551 reported Crimes Against the Person was a decrease of 9.4% from the 2,816 in 2012 and 32.3% from the 3,767 in 2004.



There were 9 Homicides and 10 Attempted Murders in 2013. The average number of Homicides per year over this ten-year period was 7.6 and the average number of attempted murders was 12.5.

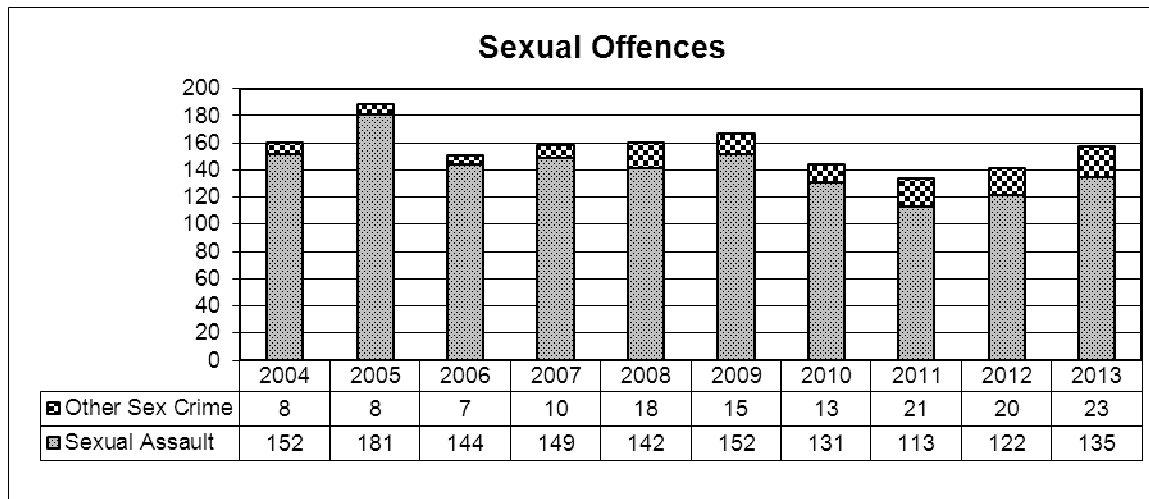


Total reported Assault² decreased by 11.5% from 2012 and by 26.8% from 2004.

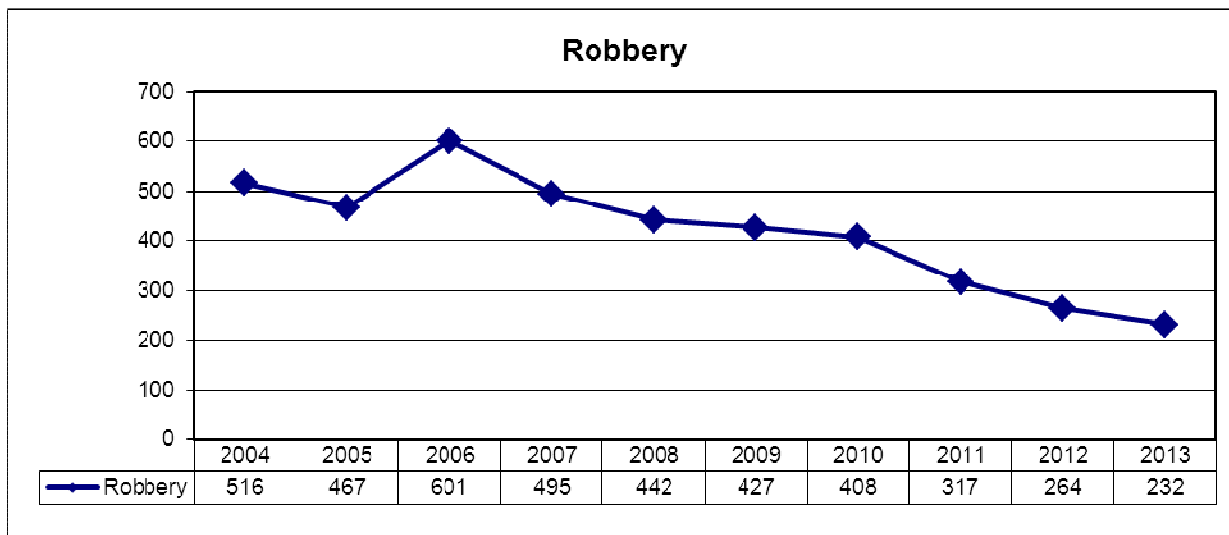


² Assault 1, or common assault, occurs when one person applies force or threatens to apply force to another person. This may include gestures, physical pushing or a threatening act and often results in little to no physical harm to the victim. Assault 2, or assault with a weapon or causing injury, occurs when there is an injury to the victim either caused by force of another person or the result of a weapon. Assault 3, or aggravated assault, is the most severe type of assault which causes serious injury to the victim that may endanger their life.

The total number of Sexual Offences increased by 11.3% compared to 2012 but decreased by 1.3% from 2004. Sexual Assault³ increased by 10.7% from 2012 but decreased by 11.2% from 2004. Of note, the Regina Police Service partnered in a public sexual assault prevention campaign called “Don’t be that Guy” in Regina from July to September 2012. The goal of the campaign was to increase education about alcohol facilitated sexual assault and encourage victims to report these incidents to police.



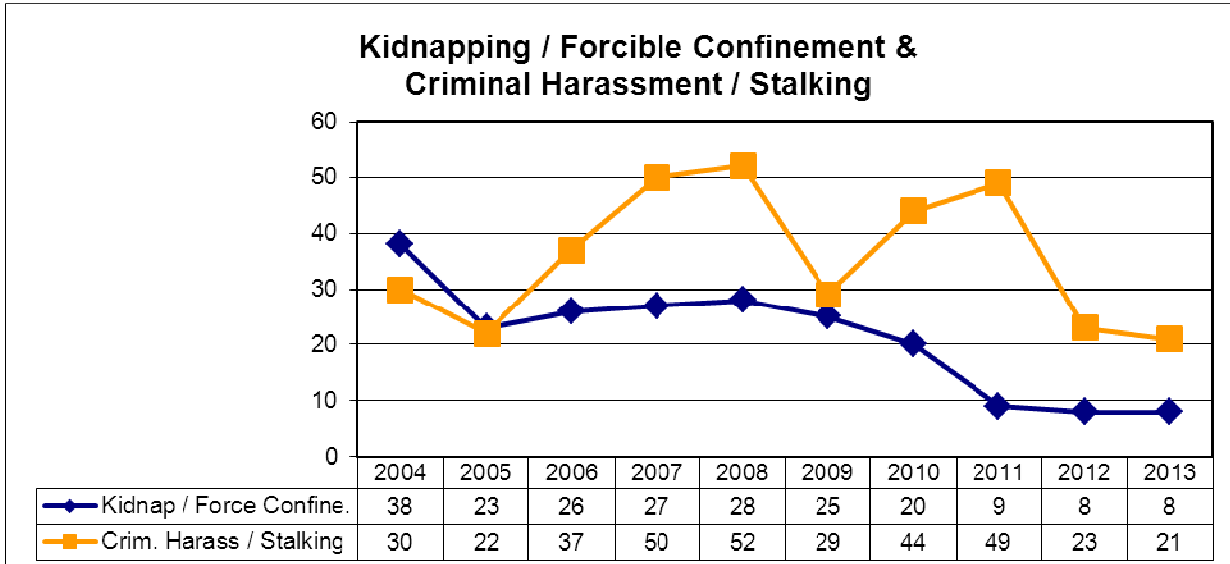
There was a 12.1% decrease in Robbery from 2012 and a 55.0% decrease from 2004. Reducing Street Robberies was identified as a focus in the 2011-2014 Strategic Plan. As a result, the Regina Police Service developed a Robbery strategy that came into effect January 2013.



³ The crime category Sexual Assault includes Sexual Assault, Sexual Assault with a Weapon, and Aggravated Sexual Assault.

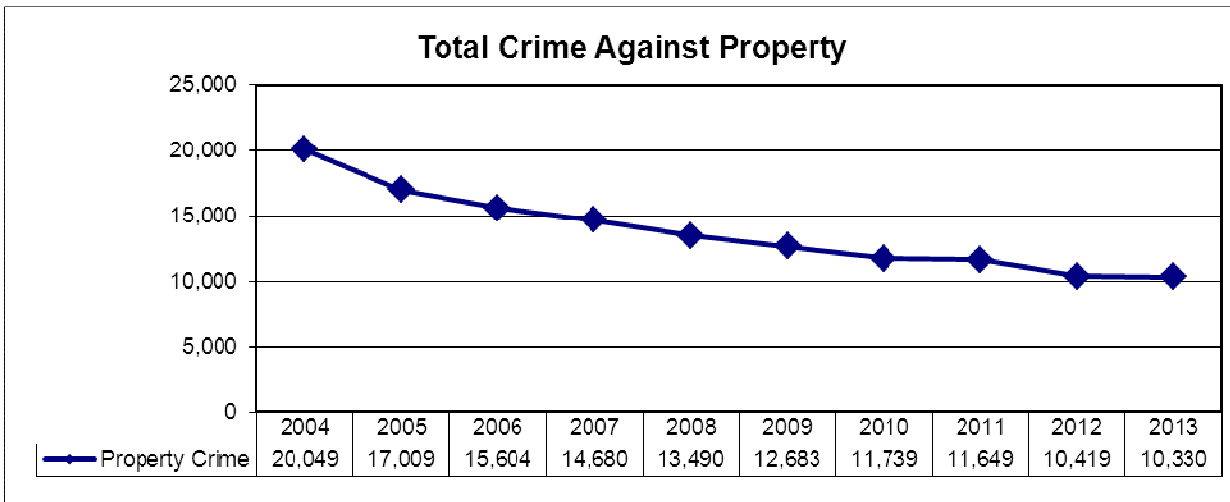
There were 8 occurrences of Kidnapping / Forcible Confinement in 2013 which was the same number reported in 2012 and well below the average for the decade of 21.2.

There were 21 occurrences of Criminal Harassment / Stalking in 2013 which was the lowest in this decade. When appropriate, the Domestic Violence Co-ordinator works with the victim and Family Services Regina to lay charges of Criminal Harassment / Stalking in attempts to protect victims from further abuse.

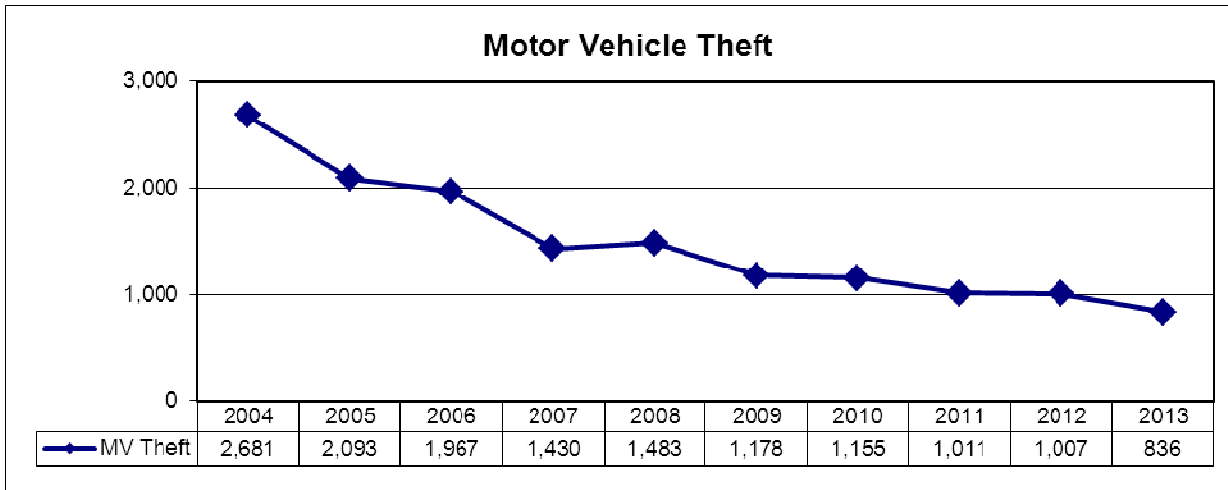


Crimes Against Property

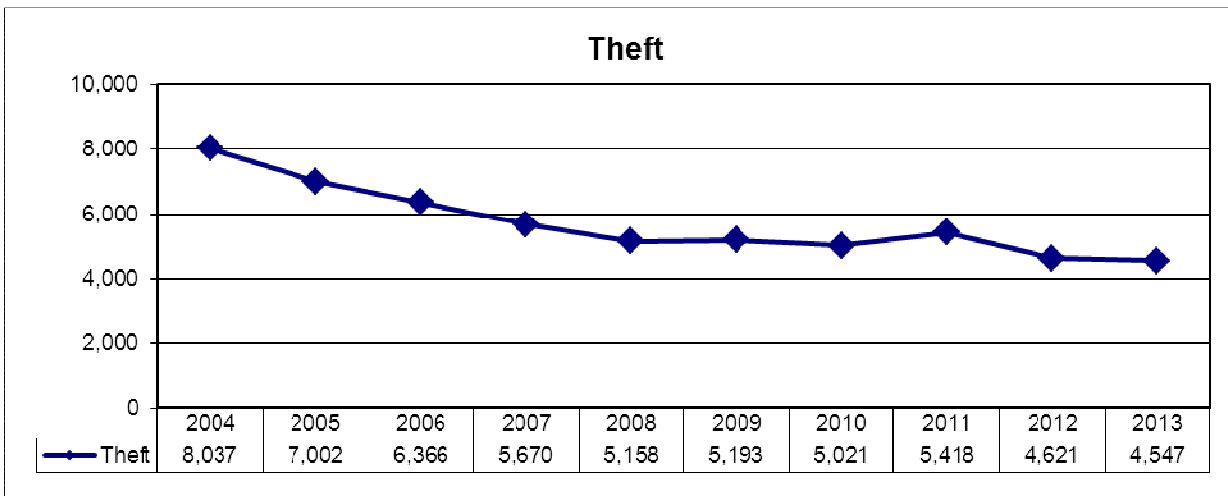
The 10,330 reported Crimes Against Property was a decrease of 0.9% from the 10,419 in 2012 and 48.5% from the 20,049 in 2004.



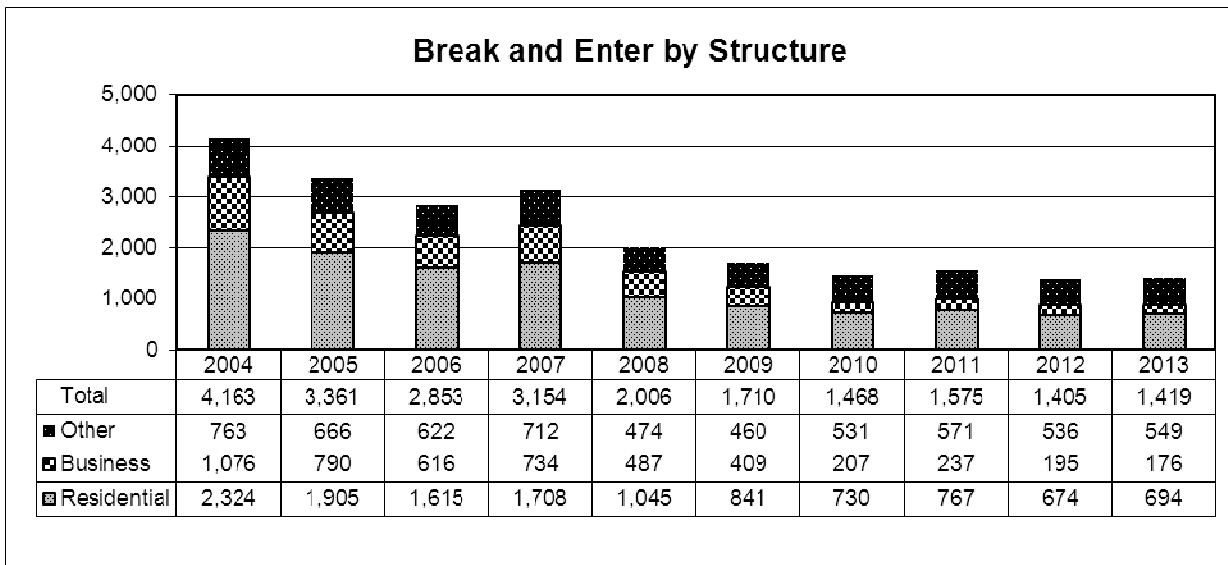
The number of incidents of total Motor Vehicle Theft decreased by 17.0% from 2012 to 2013. Over the last decade there has been a reduction of 68.8% in the number of reported occurrences. This trend in part demonstrates the continued success of the Regina Auto Theft Strategy.



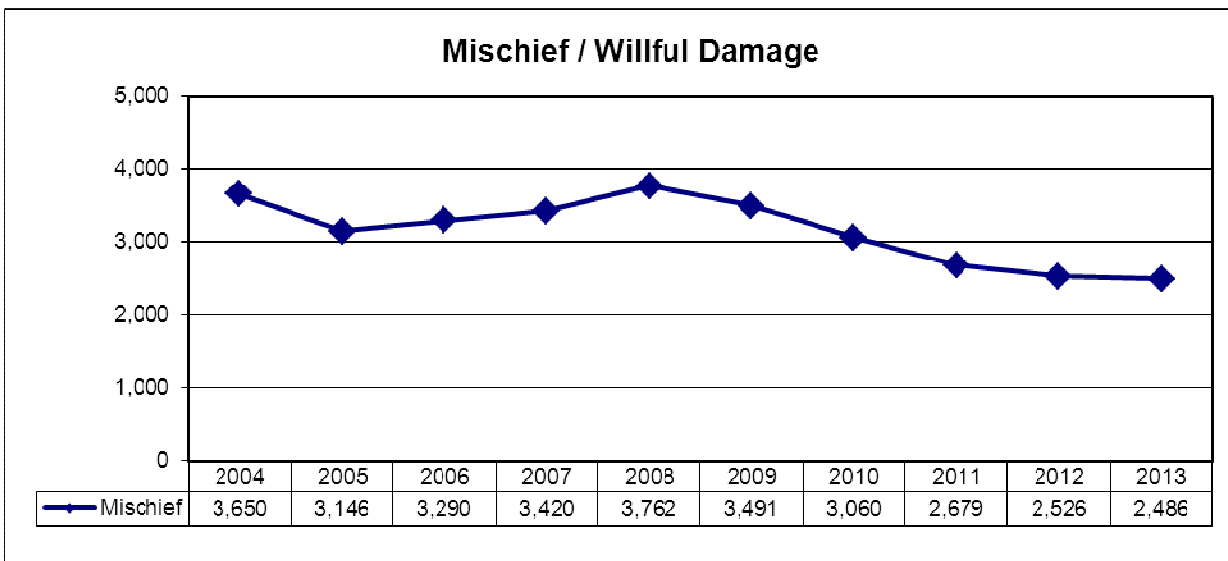
There was a decrease in Total Theft of 1.6% compared to 2012 and a 43.4% decrease over the last decade.



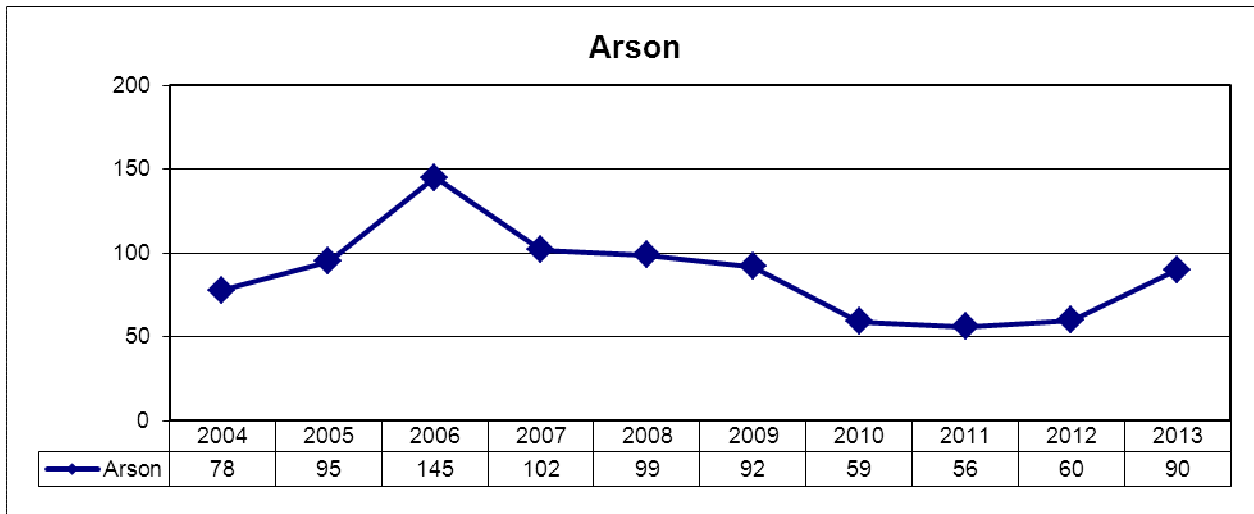
Total Break and Enter occurrences increased by 1.0% from 2012. Over the last year, the only decrease was in Break and Enter to Business offences. Over the last decade, there was still a decrease of 65.9%.



The number of reported Mischief / Willful Damage occurrences decreased by 1.6% from 2012 to 2013 and 31.9% since 2004. There were 494 incidents of Graffiti (a sub-category of Mischief) in 2013, which was an increase of 147 incidents or an increase of 42.4% compared to last year. Incidents of Graffiti accounted for 19.9% of all Mischief incidents in 2013 which represented the highest proportion in the decade.

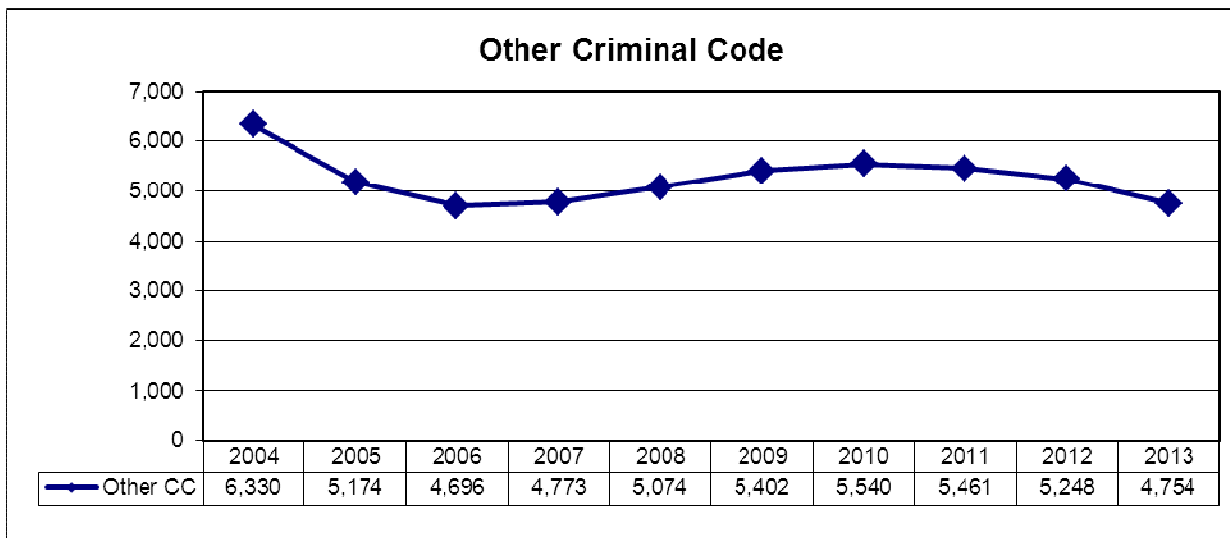


There was an increase of 50.0% in Arson occurrences in from 2012 to 2013 and a 15.4% increase compared to 2004.



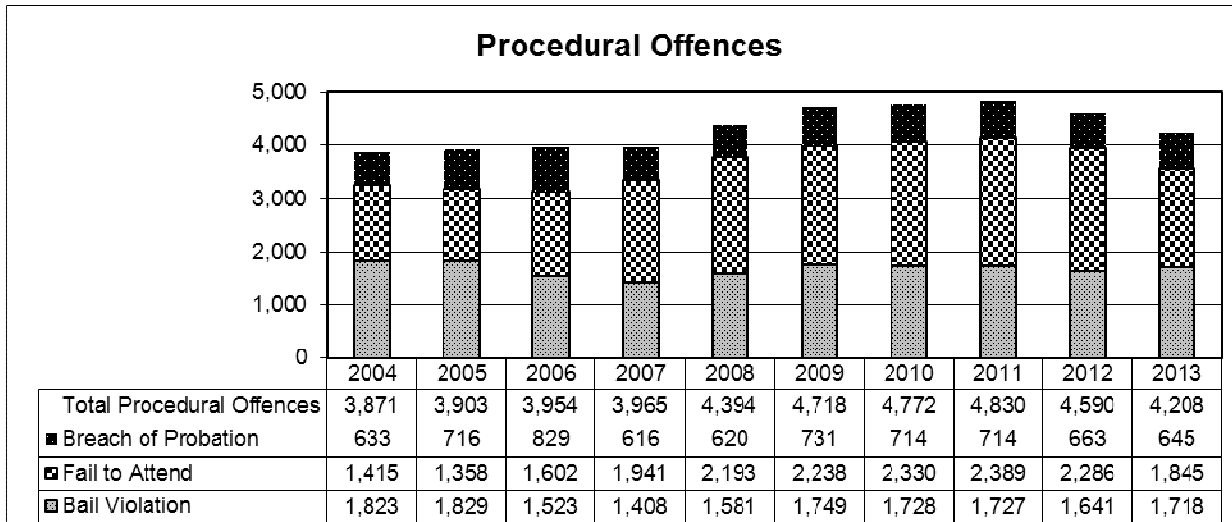
Other Criminal Code Violations

The 4,754 Other Criminal Code⁴ occurrences in 2013 was a decrease of 9.4% from the 5,248 in 2012 and 24.9% from the 6,330 in 2004. The high total in 2004 was due to a high number of Counterfeiting Currency occurrences.

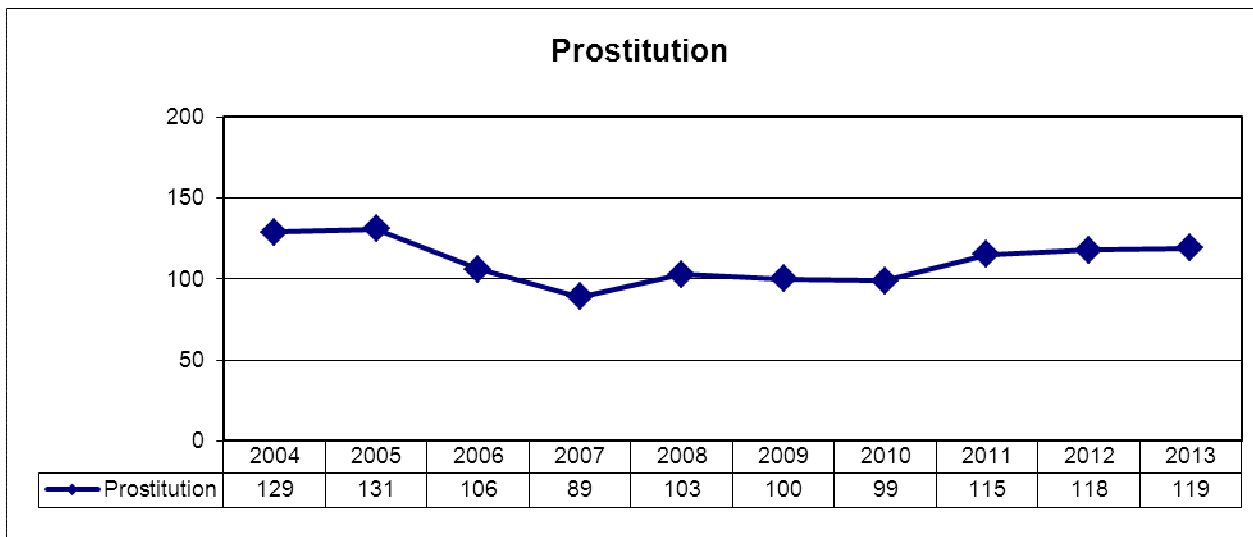


⁴ The crime category Other Criminal Code Violations includes: procedural violations, offensive weapons violations, prostitution, counterfeiting currency, and gaming and betting.

Procedural violations make up the majority of Other Criminal Code violations. Breach of Probation, Fail to Attend Court, and Bail Violations combined to account for 88.5% of all Other Criminal Code violations in 2013. There were 8.3% fewer procedural offences in 2013 than in 2012 but 8.7% more than in 2004.

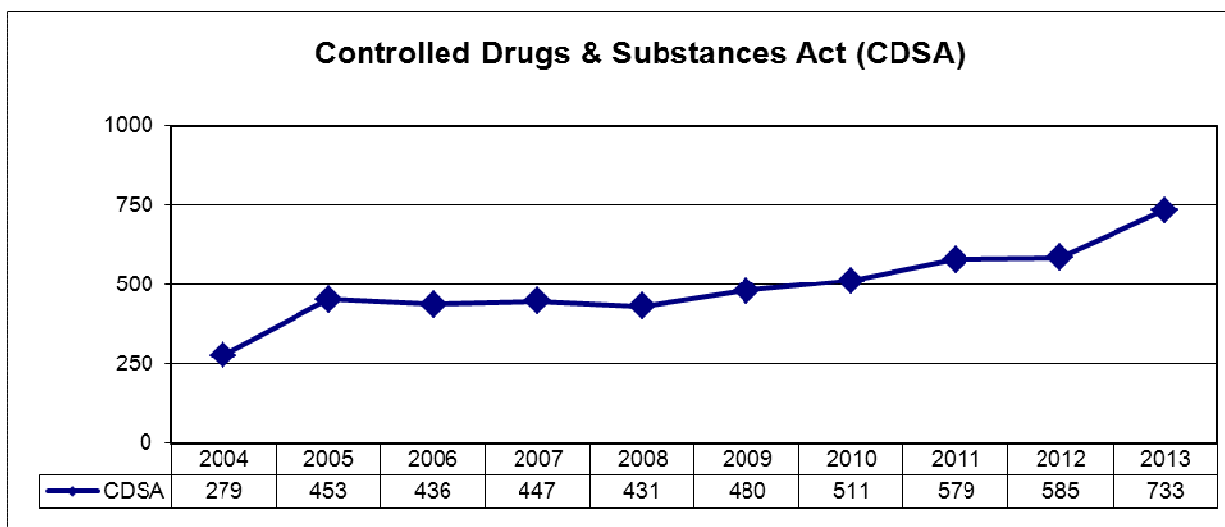


There was one more occurrence of Prostitution in 2013 than in 2012 but a decrease of 7.8% over the last decade.



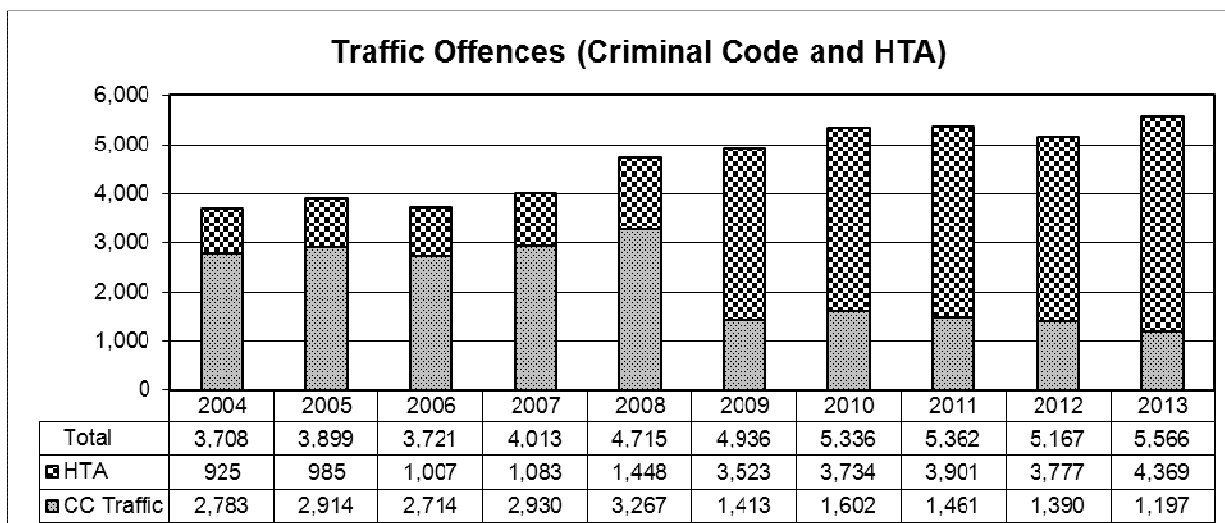
Controlled Drugs & Substances Act (CDSA) & Traffic

The number of CDSA occurrences increased by 148 incidents representing an increase of 25.3% from 2012 to 2013. Over the last decade, there has been an increase of 162.7% in CDSA occurrences. Of note, the increase from 2004 to 2005 was related to the creation of a Special Enforcement Team (SET) and, shortly after, the Combined Forces Special Enforcement Unit (CFSEU), as well as organizational restructuring in the Regina Police Service's Criminal Investigation Division (CID).

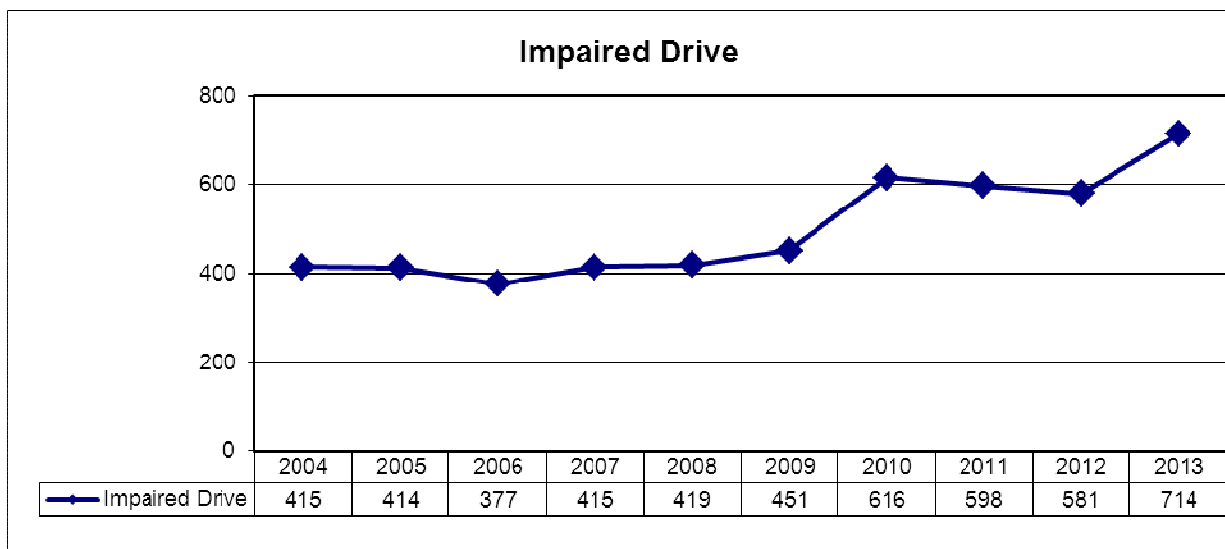


The total number of Traffic occurrences under the Criminal Code or Highway Traffic Act increased by 7.7% compared to 2012. Since 2004, there has been an increase of 50.1%.

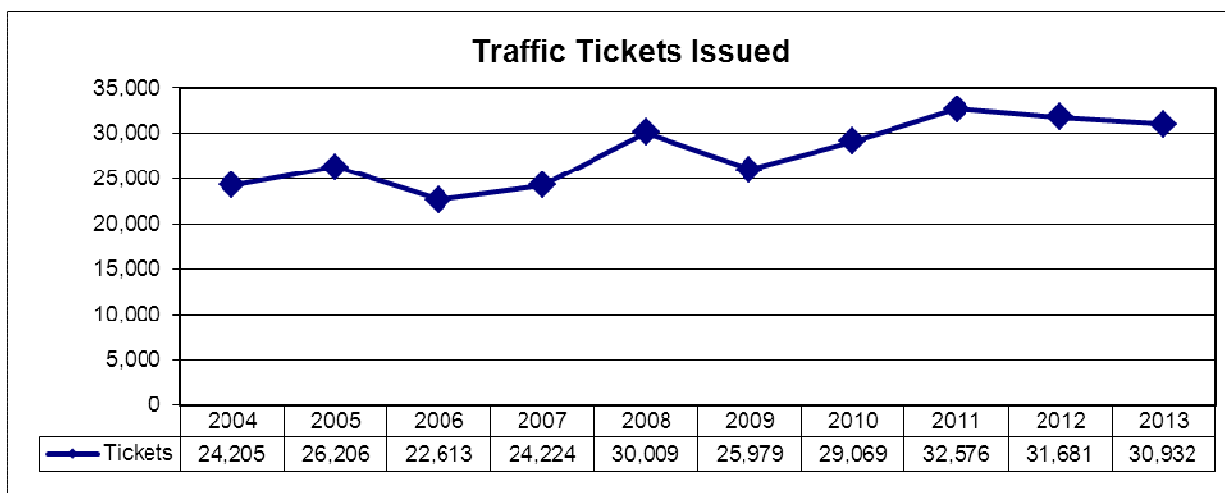
Previous to 2009, reports of unexplained vehicular damage were taken as the Criminal Code offence 'Failure to Stop or Remain' (Hit and Run). Following a best practices review and consultation with SGI, such reports are no longer classified as a Criminal Hit and Run unless evidence exists of intent to flee the scene of a vehicular collision by an offending party. Instead, most of these reports now fall under the Highway Traffic Act offence 'Fail to Report MVA / Property Damage.'



The number of Impaired Drive occurrences increased by 22.9% from 2012 and by 72.0% from 2004. The higher number of Impaired Drive occurrences can partially be attributed to increased enforcement efforts and partnerships between the Regina Police Service and SGI, such as the Enforcement Overdrive and Report Impaired Drivers (RID) programs.



The number of Traffic Tickets⁵ issued in 2013 was 2.4% less than in 2012. However, over the last decade, there has been an increase of 27.8%.

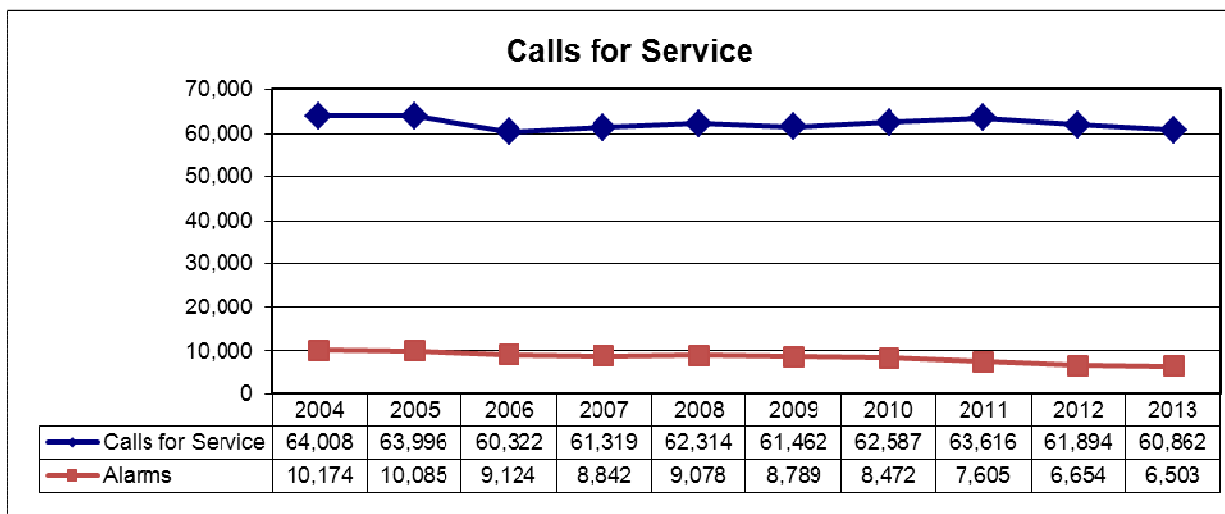


⁵ The category Tickets Issued includes Red Light Traffic Tickets but excludes Inspection Tickets and 24 Hour, 30 Day, and 90 Day Suspensions.

Calls for Service

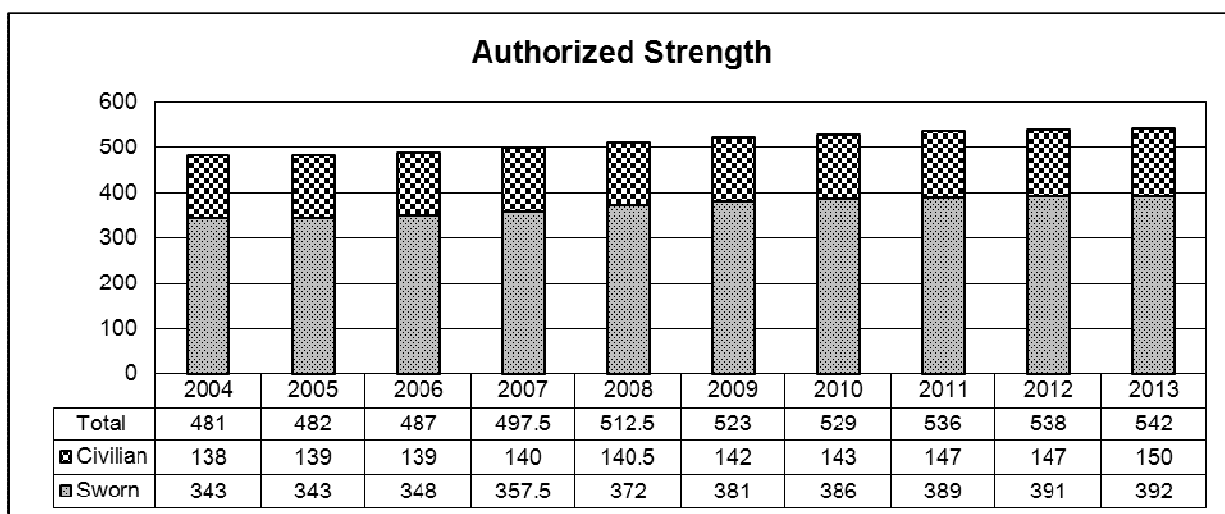
There were 1.7% fewer Calls for Service than in 2012 and 4.9% fewer than in 2004.

Alarm Calls decreased by 2.3% from 2012, continuing the annual reductions that have occurred since the Regina False Alarm Bylaw went into force in 2005. Over the last decade, there has been a decrease in Alarm calls for service of 36.1%.



Authorized Strength

Over the last decade, there has been an increase of 14.3% in sworn personnel, 8.7% in civilian personnel, and an increase of 12.7% in total personnel. A substantial proportion of the increase in sworn personnel in the past ten years was related to the Next Level Policing project that included increases to deployment on both the front-line and criminal investigations as well as the creation of the Central District.



Population

According to the Province of Saskatchewan, Ministry of Health, there has been an increase of 3.7% in the City of Regina compared to 2012. Over the last decade, there has been an increase of 18.1% in the City of Regina.

RECOMMENDATION IMPLICATIONSFinancial Implications

None with respect to this report.

Environmental Implications

None with respect to this report.

Strategic Implications

None with respect to this report.

Other Implications

None with respect to this report.

COMMUNICATIONS

None with respect to this report.

Respectfully submitted,

A handwritten signature in black ink, appearing to read 'Troy Hagen', with a stylized flourish at the end.

Troy Hagen,
Chief of Police

March 19, 2014

To: Members,
Board of Police Commissioners

Re: Letters of Appreciation

RECOMMENDATION

That this report be received and filed.

CONCLUSION

Copies of letters are being filed with the Board for information purposes.

BACKGROUND

The attached copies of letters have been received from the following:

- Jody Burnett
- Regina Transition House Staff

DISCUSSION

Comments pertaining to any specific letter are welcome.

RECOMMENDATION IMPLICATIONS

Financial Implications

None with respect to this report.

Environmental Implications

None with respect to this report.

Strategic Implications

None with respect to this report.

Other Implications

None with respect to this report.

COMMUNICATIONS

Copies of letters are forwarded to:

- Member
- Supervisor
- Human Resources for personal file
- Department bulletin board

Respectfully submitted,

A handwritten signature in black ink, appearing to read "Troy Hagen". The signature is fluid and cursive, with a prominent initial "T" and "H".

Troy Hagen,
Chief of Police

Garner, Judy

From: Garner, Judy
Sent: Tuesday, February 25, 2014 2:40 PM
To: Garner, Judy

Cst. Steve Simmons
Cst. Erik Justason

-----Original Message-----

From: RPS
Sent: Tuesday, February 11, 2014 3:34 PM
To: Garner, Judy
Subject: FW: Custom Email Form on Regina Police Service Website

From: Jody Burnett |
Sent: February 10, 2014 6:37 PM
To: RPS
Subject: Custom Email Form on Regina Police Service Website

IP Address: 207.47.207.128


From: Jody Burnett

Phone:
Address:

Message Body:
Good day

I just wanted to pass on along a message highlighting the caring response we received from Constable E. Justason and his partner this week. Their response to a simple crime (garage break in) was awesome. I know they have far bigger issues to deal with daily but they made our experience seem like their top priority in the moment. They showed sincere concern and did a great job of gathering evidence and making us feel confident that all had been done to catch the person who violated our sense of security. Again, thank you for a great job...MUCH appreciated!!!!

--
This mail is sent via contact form on Regina Police Service <http://www.reginapolice.ca/>

Feb 25, 2014
Erik + Steve
Thanks for taking
the extra steps to help
ease the complainants
state of mind in this
incident. Great work
has created some
fans. 

A Very Warm Thank You for
your generous donation.

Thank you!

Feb 23rd 2014
RPS Staff
Regina Transition House Staff,
I would like to
extend appreciation
to all of you for help
make our use of Walnut
initiative a great success.
Your generosity
to this initiative
and other events
are extraordinary
L. Morin