



ARCHIVED - Archiving Content

Archived Content

Information identified as archived is provided for reference, research or recordkeeping purposes. It is not subject to the Government of Canada Web Standards and has not been altered or updated since it was archived. Please contact us to request a format other than those available.

ARCHIVÉE - Contenu archivé

Contenu archivé

L'information dont il est indiqué qu'elle est archivée est fournie à des fins de référence, de recherche ou de tenue de documents. Elle n'est pas assujettie aux normes Web du gouvernement du Canada et elle n'a pas été modifiée ou mise à jour depuis son archivage. Pour obtenir cette information dans un autre format, veuillez communiquer avec nous.

This document is archival in nature and is intended for those who wish to consult archival documents made available from the collection of Public Safety Canada.

Some of these documents are available in only one official language. Translation, to be provided by Public Safety Canada, is available upon request.

Le présent document a une valeur archivistique et fait partie des documents d'archives rendus disponibles par Sécurité publique Canada à ceux qui souhaitent consulter ces documents issus de sa collection.

Certains de ces documents ne sont disponibles que dans une langue officielle. Sécurité publique Canada fournira une traduction sur demande.



BOARD OF POLICE COMMISSIONERS

**TUESDAY
AUGUST 28, 2012
9:00 A.M.**

**BRUTON ROOM, 3RD FLOOR
POLICE SERVICE CENTRE**



Office of the City Clerk

Notice of Meeting

Board of Police Commissioners

Date: Tuesday, August 28, 2012
Time: 9:00 a.m.
Place: Bruton Room, 3rd Floor, Police Service Centre
RSVP: Regrets only to Elaine Gohlke at 777-7184 or
Email: egohlke@regina.ca

Members

Mayor Pat Fiacco (Chairperson)
Councillor Sharron Bryce
Councillor Wade Murray

Commissioner Shelley Lavallee (Vice-Chairperson)
Commissioner Ron Rasmussen

Agenda Distribution List

Public & Private Agenda Package:

Chief of Police (8)
City Solicitor
City Clerk
Senior Advisor to the Mayor
Committee Assistant

Public Agenda Package:

Regina Police Association
RPS Media



Office of the City Clerk

**Public Agenda
Board of Police Commissioners
August 28, 2012**

Approval of Public Agenda

Administration Reports

- PO12-25 Monthly Crime Statistics – July 2012
- PO12-26 Mid-Year Crime Statistics Comparison 2003-2012
- PO12-27 Letters of Appreciation

Resolution for Private Session

August 28, 2012

To: Members,
Board of Police Commissioners

Re: Monthly Crime Statistics – July 2012

RECOMMENDATION

Receive and file.

CONCLUSION

The crime statistics for the month of July 2012 reflect a decrease in Crimes Against the Person of (-12.9%) compared to July 2011, while Crimes Against Property show a (-5.9%) decrease compared to July 2011. Crimes Against the Person and Crimes Against Property show a combined year-to-date reduction of (-7.4%)

BACKGROUND

Each month, reports providing statistics for the City of Regina are presented to the Board for their review and information. This report will provide statistics for the month of July 2012. The Communications Centre statistics are included showing the total calls for service.

DISCUSSION

Crimes Against Property reflect a decrease of (-387) reported incidents over 2011, for an overall year-to-date decrease of (-5.9%) We have seen a decrease of (-421) reported incidents of theft under \$5000 for a (-13.7%) decrease. There are 23 fewer reported incidents of Mischief / Wilful Damage for a (-1.5%) decrease. Over the past 15 months the Regina Police is noticing the emerging trend of an increase in reported incidents of Crime Against Property and applying crime prevention and enforcement measures where appropriate.

Thefts of Auto rates show an increase of 21.6 % in our year to date statistics. The Regina Police Service in conjunction with its partners in the Stolen Auto Strategy continues to pay constant attention to this issue.

Crimes Against the Person reflect a year to date decrease of (-236) fewer incidents over July 2011, for a (-12.9%) decrease. There were 26 reported robberies in July for a year to date decrease of (-30) incidents or a reduction of (-16.0%).

Overall the Regina Police Service has received (-623) fewer reported incidents of Crimes Against the Person and Crimes Against Property combined in 2012 over 2011 incidents for a (-7.4%) decrease.

Total dispatched calls for service decreased by (-2.1%); with a reduction in alarm calls of (-19.2%).

RECOMMENDATION IMPLICATIONS

Financial Implications

None with respect to this report.

Environmental Implications

None with respect to this report.

Strategic Implications

None with respect to this report.

Other Implications

None with respect to this report.

COMMUNICATIONS

None with respect to this report.

Respectfully submitted,



Troy Hagen,
Chief of Police



Regina Police Service

Statistical Extract
Prepared-Aug 14, 2012

July 2012

Offence	2012	2011	YTD 2012	YTD 2011	% Change
Crimes against the Person⁴					
Homicide	1	0	3	5	-40.0
Attempt Murder	0	2	2	4	-50.0
Sexual Assaults	4	6	64	65	-1.5
Sexual Crime - Other	0	2	9	15	-40.0
Assaults - Level I	102	142	775	870	-10.9
- Level II	52	62	346	356	-2.8
- Level III	3	1	32	28	14.3
Other Assaults	8	8	30	34	-11.8
Robbery	26	30	157	187	-16.0
Kidnapping / Forcible Confinement	1	1	8	6	33.3
Criminal Harassment / Stalking	2	6	14	30	-53.3
Total Above Violations	199	260	1440	1600	-10.0
Total Crimes Against the Person¹	220	296	1599	1835	-12.9
Crimes Against Property					
Arson	5	6	35	28	25.0
Break and Enter – Residence	93	77	414	371	11.6
- Business	21	27	96	120	-20.0
- Other	82	76	384	335	14.6
Total Break and Enter	196	180	894	826	8.2
Theft of Motor Vehicle ²	129	91	636	523	21.6
Theft Over \$5,000	8	10	42	49	-14.3
Theft Under \$5,000	357	604	2645	3066	-13.7
Mischief / Wilful Damage	215	288	1503	1526	-1.5
Total Above Violations	910	1179	5755	6018	-4.4
Total Crimes Against Property¹	936	1278	6158	6545	-5.9
Total Crimes (Person and Property)	1156	1574	7757	8380	-7.4
Other Criminal Code Violations					
Criminal Prostitution	1	2	63	42	50.0
Vehicles Seized / Prostitution Related	0	0	3	6	-50.0
Controlled Drug & Substances Act	16	40	295	332	-11.1
Criminal Code Traffic Violations					
Impaired / Exceed	39	61	277	380	-27.1
Dangerous Drive & Other	268	342	2504	2865	-12.6
Other Traffic Violations					
Traffic Tickets Issued ³	2108	2886	19240	19306	-0.3
Alarm Calls for Service					
Alarm Calls for Service	728	867	3838	4751	-19.2
Calls for Service (Comm Centre)	6265	6558	36277	37073	-2.1
Other Calls for Service (Reports taken-no dispatch)	2234	2200	13842	14361	-3.6
Total Calls for Service	8499	8758	50119	51434	-2.6

Note 1: Total included categories not listed above

Note 2: Included "Completed" and "Attempted" –Vehicle Theft

Note 3: Excluded "Inspection Tickets" and "24 Hour, 30Day and 90 Day Suspensions"

Note 4: Counts all the victims of Violent Violations not the Incidents

** Calls For Service are the total number of CAD events generated for police response. CFS totals include CAD events with type code 900 to 963 whether they are dispatched or not.

** Alarms are all CAD events created for police response to alarms defined by the Regina False Alarm Bylaw. Alarm totals are included in Calls for Service totals.



Regina Police Service

July 2012

Appendix 1

Prepared-Aug 13, 2012

Offence	Reported	Unfounded	Actual	YTD 2012	YTD 2011	% Change
1610 0005 Robbery - Taxi	0	0	0	6	2	200.0
1610 0006 Robbery - Street	19	0	19	108	106	1.9
1610 0001 Robbery - Pursesnatching	2	1	1	4	13	-69.2
1610 0003 Robbery - Financial Institution	0	0	0	0	1	-100.0
1610 0004 Robbery - Delivery Person	0	0	0	1	2	-50.0
1610 0002 Robbery - Commercial	1	0	1	22	33	-33.3
1610 Robbery	5	0	5	23	37	-37.8
Total Above Violations	27	1	26	164	194	-15.5



Regina Police Service

July 2012

Appendix 2
Traffic
July, 2012

Tickets Issued	2012 July	2011 July	2012 YTD	2011 YTD	% Change
Traffic Offence Tickets	2108	2886	19240	19306	-0.3
Non-traffic Offence Tickets	182	149	813	855	-4.9
Total Tickets	2290	3035	20053	20161	-0.5
Warning Tickets	17	52	505	958	-47.3
RID Program					
RID Phone Calls Received	122	137	725	960	-24.5
RID Letters Issued	46	63	276	439	-37.1
RID Other Contact	10	3	22	10	120.0
RID Interceptions	11	12	43	89	-51.7
RID Total (letters +contact+ interceptions)	67	78	341	538	-36.6
RID Impaired Occurrences	3	1	12	32	-62.5
RID Other Occurrences	8	11	31	56	-44.6
RID Impaired Charges	6	2	24	60	-60.0
RID Other Charges	11	5	26	54	-51.9
RID Total Charges	17	7	50	114	-56.1
Cell Phone Charges and Warnings					
Cell Phone Charges (241.1)	23	45	345	396	-12.9
Warning Tickets (for use of cell phone)	0	1	7	9	-22.2

*Tickets-traffic stops include all tickets issued for traffic violations

*Non-traffic tickets include tickets under the Alcohol and Gaming Regulations Act and Municipal Bylaw excluding Municipal Bylaw spee

*Total number of tickets issued including traffic/AGRA/ and Bylaw

*Warning Tickets include all warning tickets issued

*Other RID Contact = Contact made with Registered Owner/Vehicle Driver prior to letter being sent (no occurrence)

*RID Interception= events where vehicle was stopped by Police as a result of a RID phone call

*Total RID=total RID Letters, Contact and Interceptions made as result of a RID phone call

*RID Impaired Occurrences = number of occurrences where an Impaired Driver was stopped as a result of a RID Phone call

*RID Impaired Charges = number of Impaired charges laid on RID occurrences

*RID other Occurrence = number of occurrences where a driver was stopped as a result of a RID phone call - other than Impaired

*RID Other Charges = number of charges laid on RID Occurrences - other than impaired charges

Community Crime Report Regina Police Service

Date Run: 2012/08/17 08:41:19

From: 2012/07/01

To: 2012/07/31

Crime Classes	Al Ritchie	Albert Park	Argyle Park	Boothill	Cathedral	Centre Square	Core Group	Coronation Park	Dewdney East	Dieppe	Eastview	Gardiner Park	Gladmer Park	Hillsdale	Lakeview	Market Square	McNab	Mount Royal	Normanview	Normanview West	North Central	North East	Prairie View	Regent Park	Rosemont	Ross Industrial	Rural	Sherwood Estates	Twin Lakes	University Park	Unverified Address	Uplands	Walsh Acres	Warehouse District	Wascana Park	Whitmore Park	Total
Arson	0	1	0	0	0	0	1	0	0	0	0	0	0	0	1	0	0	0	0	0	2	0	0	0	0	0	0	0	0	0	0	0	0	0	0	0	5
Assault	13	9	1	0	8	2	10	5	6	3	6	0	2	3	6	6	0	0	1	3	38	5	1	1	5	2	0	4	2	2	10	1	3	3	2	0	163
B&E (Business)	1	1	0	0	2	2	1	2	0	0	6	2	0	0	0	1	0	0	0	0	0	1	0	0	0	3	0	0	0	0	0	0	0	1	0	0	23
B&E (Garage)	3	1	0	1	10	1	1	5	4	0	3	0	0	3	19	0	2	1	2	3	1	2	0	2	2	0	0	0	2	1	1	1	1	0	0	0	72
B&E (Other)	0	0	0	0	0	2	0	0	0	0	1	0	0	0	1	0	0	0	0	1	0	0	2	0	0	1	0	0	0	1	0	1	0	1	0	0	11
B&E (Residence)	5	3	1	0	6	0	6	4	8	2	1	4	2	3	7	0	0	1	2	3	24	1	5	0	1	0	0	0	2	1	1	3	2	0	0	0	98
Controlled Drugs	0	0	0	0	3	4	2	0	0	0	0	0	0	0	3	4	0	0	0	0	9	0	0	0	0	0	0	0	1	0	0	0	0	3	1	0	30
Crimes Against Property(2150 -2166)	2	3	0	0	2	2	2	3	1	0	1	4	0	0	1	4	1	2	0	1	4	2	0	0	1	0	0	0	1	0	1	0	1	2	1	0	42
Dangerous Operation	0	0	0	2	0	0	1	1	0	0	1	1	0	0	1	0	0	1	0	0	4	0	0	0	0	0	0	0	0	1	0	0	1	0	0	0	14
Deprivation of Freedom	0	0	0	0	0	0	0	0	0	0	0	0	0	0	0	0	0	0	0	0	2	1	0	0	0	0	0	0	0	0	0	0	0	0	0	0	3
HWY Traffic Violation	3	17	6	2	11	4	11	7	10	0	6	17	1	3	10	12	2	0	2	6	37	9	0	2	3	4	1	1	1	4	41	0	6	12	7	1	259
Impaired Operation	0	3	1	1	4	0	3	0	0	0	0	0	0	1	4	6	1	0	1	1	6	4	0	0	0	3	1	0	1	0	0	0	1	3	0	0	45
Municipal ByLaws	0	0	0	0	0	0	0	0	0	0	0	0	0	0	0	6	0	0	0	0	2	0	0	0	0	0	0	0	0	0	0	0	1	2	1	0	12
Offensive Weapons	0	0	0	0	1	1	0	1	0	0	0	0	0	0	0	1	0	0	0	0	3	0	0	0	0	0	2	0	0	0	0	0	2	0	0	0	11
Other Criminal Code Traffic	1	2	1	0	2	1	3	1	5	0	2	7	0	2	2	2	1	2	0	0	6	1	0	0	2	1	0	1	0	2	1	0	2	0	0	0	50

1 / 3 Note: This report includes all violations, not just the Most Serious Violation.

The crime classes are taken from the UCR so the results are contingent on the UCR reports have been completed for the time period specified.

Show Non Reportable Incidents: No

Show Unfounded Incidents: No

Show Unverified Incidents: No

Community Crime Report Regina Police Service

Date Run: 2012/08/17 08:41:19

From: 2012/07/01

To: 2012/07/31

Crime Classes	Al Ritchie	Albert Park	Argyle Park	Boothill	Cathedral	Centre Square	Core Group	Coronation Park	Dewdney East	Dieppe	Eastview	Gardiner Park	Gladmer Park	Hillsdale	Lakeview	Market Square	McNab	Mount Royal	Normanview	Normanview West	North Central	North East	Prairie View	Regent Park	Rosemont	Ross Industrial	Rural	Sherwood Estates	Twin Lakes	University Park	Unverified Address	Uplands	Walsh Acres	Warehouse District	Wascana Park	Whitmore Park	Total
Other Federal Statute Violations	0	0	0	0	1	4	0	0	0	1	1	0	0	0	1	1	0	0	0	3	1	0	0	0	0	0	1	0	0	2	1	0	0	0	0	17	
Other Theft Over	0	0	0	0	0	1	0	0	0	0	0	0	0	0	0	0	0	1	0	2	0	0	0	0	0	0	0	0	0	0	0	0	0	1	0	5	
Other Theft Under	2	8	4	0	10	4	9	2	22	1	3	18	2	5	3	9	0	1	2	0	18	4	1	0	0	2	0	1	10	1	8	8	4	1	166		
OtherCrimina ICode (A)	4	1	1	1	9	3	9	2	5	0	3	1	5	1	5	185	0	0	0	27	2	0	1	1	5	1	0	0	0	1	1	2	4	0	280		
OtherCrimina ICode (B)	0	0	0	0	2	0	0	0	1	0	0	0	0	0	0	1	0	1	0	2	1	0	0	0	0	1	0	0	0	0	0	0	0	0	9		
Property Damage	15	6	0	1	12	8	21	10	23	3	5	9	6	12	10	6	5	0	6	7	39	3	1	1	8	0	0	5	4	1	12	2	11	3	7	4	266
Prostitution	0	0	1	0	0	1	0	0	0	0	0	0	0	0	0	0	0	0	0	2	0	0	0	0	0	0	0	0	0	0	0	0	0	0	0	4	
Provincial Statutes	5	2	0	0	8	9	31	5	9	0	0	4	3	1	0	182	1	0	0	12	3	1	0	0	1	0	1	0	2	0	2	0	5	1	0	287	
Sexual Assault	1	0	0	0	2	0	0	0	2	0	0	0	0	0	0	0	0	0	0	0	0	0	0	0	0	0	0	0	2	0	0	0	0	0	7		
Shoplift Under	0	0	3	0	1	2	0	0	0	0	0	8	2	0	0	2	0	0	0	0	0	0	0	0	0	0	0	0	0	0	0	3	1	0	0	22	
Special Inq (8510-8665)	4	9	2	1	18	2	15	5	11	2	4	5	1	4	2	7	0	1	5	2	34	7	0	0	5	1	1	1	1	85	0	1	3	3	1	244	
Special Inq (8670-8814)	9	30	7	2	40	9	37	13	42	2	25	27	2	10	20	37	5	3	12	6	85	27	2	7	9	30	4	5	7	13	11	4	13	41	8	1	605
Theft From Auto Over	0	0	0	0	0	0	0	0	1	0	1	0	0	0	0	1	0	0	0	0	0	0	0	0	0	0	0	0	0	0	0	0	0	0	0	0	3
Theft From Auto Under	10	7	1	1	7	7	8	10	32	2	3	11	1	6	17	4	2	2	1	7	21	3	12	4	4	3	0	5	6	11	13	11	12	3	5	4	256
Theft of Motor Vehicle V.A, VT	4	4	1	1	11	3	6	8	12	0	5	2	2	2	7	2	1	4	1	1	16	8	7	1	2	1	0	0	4	1	0	4	2	0	123		

2 / 3 Note: This report includes all violations, not just the Most Serious Violation.

The crime classes are taken from the UCR so the results are contingent on the UCR reports have been completed for the time period specified.

Show Non Reportable Incidents: No

Show Unfounded Incidents: No

Show Unverified Incidents: No

Community Crime Report Regina Police Service

Date Run: 2012/08/17 08:41:19

From: 2012/07/01

To: 2012/07/31

Crime Classes	Theft of Other Vehicle VM, VO	Violation Causing Death	Violence/Threat	Total
Al Ritchie	0	0	3	85
Albert Park	0	0	2	109
Argyle Park	0	0	0	30
Boothill	0	0	0	13
Cathedral	0	0	1	171
Centre Square	0	0	1	69
Core Group	0	0	5	187
Coronation Park	0	0	1	85
Dewdney East	0	0	4	198
Dieppe	0	0	0	16
Eastview	0	0	0	76
Gardiner Park	2	0	2	124
Gladmer Park	0	0	2	31
Hillsdale	3	0	0	59
Lakeview	0	0	1	121
Market Square	0	0	2	481
McNab	0	0	0	21
Mount Royal	0	1	0	21
Normanview	2	0	0	37
Normanview West	0	0	1	42
North Central	0	1	15	415
North East	1	0	1	87
Prairie View	0	0	0	32
Regent Park	0	0	0	19
Rosemont	0	0	0	43
Ross Industrial	0	0	0	57
Rural	0	0	0	12
Sherwood Estates	0	0	2	25
Twin Lakes	0	0	0	32
University Park	0	0	1	40
Unverified Address	2	0	2	200
Uplands	0	0	1	27
Walsh Acres	1	0	1	69
Warehouse District	0	0	0	99
Wascana Park	0	0	3	51
Whitmore Park	0	0	0	12
Total	11	2	51	3196

3 / 3 Note: This report includes all violations, not just the Most Serious Violation.

The crime classes are taken from the UCR so the results are contingent on the UCR reports have been completed for the time period specified.

Show Non Reportable Incidents: No

Show Unfounded Incidents: No

Show Unverified Incidents: No

Community Crime Report Regina Police Service

Date Run: 2012/08/17 08:04:39

From: 2012/01/01

To: 2012/07/31

Crime Classes	Al Ritchie	Albert Park	Argyle Park	Boothill	Cathedral	Centre Square	Core Group	Coronation Park	Dewdney East	Dieppe	Eastview	Gardiner Park	Gladmer Park	Hillsdale	Lakeview	Market Square	McNab	Mount Royal	Normanview	Normanview West	North Central	North East	Prairie View	Regent Park	Rosemont	Ross Industrial	Rural	Sherwood Estates	Twin Lakes	University Park	Unverified Address	Uplands	Walsh Acres	Warehouse District	Wascana Park	Whitmore Park	Total	
Arson	3	2	2	0	1	0	3	0	0	0	1	1	0	0	3	0	0	0	0	2	7	6	0	0	2	0	0	0	0	0	0	0	1	1	0	0	37	
Assault	65	41	7	5	46	18	98	37	60	9	29	11	10	23	27	25	2	13	17	7	328	48	8	13	28	7	1	18	15	9	38	11	19	21	12	0	112	
Attempt Murder	0	0	0	0	0	0	1	0	0	0	0	0	0	0	0	0	0	0	0	0	1	0	0	0	0	0	0	0	0	0	0	0	0	0	0	0	0	2
B&E (Business)	4	6	1	0	3	6	5	4	0	0	23	4	0	1	1	5	0	0	0	0	11	7	0	0	3	22	0	0	0	1	1	0	0	15	0	1	124	
B&E (Garage)	18	7	0	10	29	3	8	27	10	1	12	3	0	5	46	0	5	7	6	6	36	22	0	6	12	0	0	2	3	3	1	2	4	0	0	2	296	
B&E (Other)	1	6	0	0	1	4	4	12	5	0	3	2	5	1	2	1	1	0	0	3	10	5	3	0	2	9	0	0	3	0	3	0	5	4	2	0	96	
B&E (Residence)	18	25	1	1	29	7	23	15	21	5	11	9	2	9	20	1	3	4	4	8	126	11	8	9	9	1	0	8	7	2	3	8	12	0	0	2	422	
B&E Motor Vehicle Firearms	0	0	0	0	0	0	0	0	0	0	0	0	0	0	0	0	0	0	0	1	0	0	0	0	0	0	0	0	0	0	0	0	0	0	0	0	1	
Controlled Drugs	7	6	1	1	13	5	26	10	12	1	12	7	5	7	10	30	4	0	2	1	77	19	4	3	6	5	0	3	2	0	4	2	9	9	6	0	309	
Crimes Against Property(2150-2166)	15	24	5	4	17	10	27	17	30	1	15	30	4	4	11	27	3	7	8	2	67	22	1	5	8	7	0	4	9	3	29	1	11	20	3	2	453	
Dangerous Operation	1	5	0	2	7	2	8	8	0	0	8	1	2	2	3	2	1	2	0	2	20	5	0	0	5	3	0	1	0	3	0	3	3	2	0	0	101	
Deprivation of Freedom	2	0	1	0	0	1	0	0	0	0	0	0	0	1	0	0	0	1	0	0	7	4	0	0	0	0	0	0	1	0	1	0	0	0	0	0	19	
HWY Traffic Violation	57	127	47	8	80	58	115	84	89	6	46	133	15	61	60	85	13	12	23	27	268	105	9	20	30	76	1	12	21	22	268	4	50	77	35	15	215	
Impaired Operation	15	13	6	2	23	3	19	13	21	1	8	5	2	10	12	30	4	3	3	3	59	21	1	1	2	8	1	0	6	4	1	6	6	21	4	1	338	
Municipal ByLaws	3	0	0	0	0	2	4	6	8	1	3	1	1	1	3	7	0	0	1	0	11	3	0	0	2	0	0	0	2	1	1	0	1	2	1	3	68	
Offensive Weapons	4	3	0	0	8	2	13	6	9	0	3	0	0	3	6	9	1	0	0	0	50	7	0	1	2	2	2	1	3	0	0	4	1	0	0	140		

1 / 3 Note: This report includes all violations, not just the Most Serious Violation.

The crime classes are taken from the UCR so the results are contingent on the UCR reports have been completed for the time period specified.

Show Non Reportable Incidents: No

Show Unfounded Incidents: No

Show Unverified Incidents: No

Community Crime Report Regina Police Service

Date Run: 2012/08/17 08:04:39

From: 2012/01/01

To: 2012/07/31

Crime Classes	Al Ritchie	Albert Park	Argyle Park	Boothill	Cathedral	Centre Square	Core Group	Coronation Park	Dewdney East	Dieppe	Eastview	Gardiner Park	Gladmer Park	Hillsdale	Lakeview	Market Square	McNab	Mount Royal	Normanview	Normanview West	North Central	North East	Prairie View	Regent Park	Rosemont	Ross Industrial	Rural	Sherwood Estates	Twin Lakes	University Park	Unverified Address	Uplands	Walsh Acres	Warehouse District	Wascana Park	Whitmore Park	Total	
Other Criminal Code Traffic	16	12	7	2	21	8	19	19	17	1	9	16	2	12	9	17	3	4	0	8	60	21	1	2	7	16	1	2	3	2	11	5	8	13	4	1	359	
Other Federal Statute Violations	2	0	0	1	9	3	140	3	5	1	4	1	0	1	6	10	0	1	2	0	51	7	0	2	4	1	1	2	1	0	3	1	4	1	2	0	269	
Other Theft Over	0	0	0	0	0	2	1	2	2	0	2	0	0	0	0	1	0	1	0	0	2	0	0	0	0	1	0	2	0	1	0	3	1	1	1	0	22	
Other Theft Under	26	46	21	3	57	24	57	37	93	9	20	102	7	34	24	54	8	3	9	11	150	34	8	9	25	21	0	9	19	6	45	6	36	42	20	2	1077	
OtherCrimina ICode (A)	59	26	14	4	57	35	300	39	39	6	36	28	25	14	23	164	3	16	7	8	406	71	6	12	18	16	1	8	14	2	11	11	19	40	11	0	3034	
OtherCrimina ICode (B)	0	4	1	0	11	0	6	2	3	0	4	3	1	1	3	26	2	1	1	0	22	8	0	1	1	0	1	1	0	1	1	2	2	1	1	1	112	
Property Damage	74	40	13	7	62	43	118	51	116	6	33	48	14	45	47	47	14	16	22	22	317	54	30	9	40	20	0	24	30	22	64	19	66	54	31	9	1627	
Prostitution	0	0	1	0	0	0	7	5	0	0	0	0	0	0	0	1	0	0	0	0	51	0	0	0	0	0	0	0	0	0	1	0	0	0	0	0	0	66
Provincial Statutes	64	53	6	6	42	51	414	54	60	2	27	28	27	22	29	109	5	13	7	8	315	55	7	6	13	9	0	7	11	6	21	14	9	33	25	2	2549	
Sexual Assault	2	2	1	0	4	1	3	5	9	0	6	0	0	1	0	0	0	1	7	0	8	4	3	2	3	0	0	0	0	0	13	0	2	0	2	0	81	
Shoplift Under	2	33	40	0	7	4	2	20	8	0	0	115	16	3	0	151	0	0	0	3	20	53	0	0	0	5	0	0	0	5	0	29	41	0	0	566		
Special Inq (8510-8665)	235	167	79	26	178	91	694	184	283	38	103	128	43	111	107	155	58	65	70	37	103	207	61	71	125	30	2	64	56	37	850	64	115	48	62	26	5704	
Special Inq (8670-8814)	173	177	65	27	244	77	335	209	270	26	146	124	30	124	137	259	57	35	43	62	661	243	24	49	72	216	10	33	51	72	96	31	129	205	111	29	4652	
Theft From Auto Over	1	2	1	0	0	1	2	0	3	0	1	1	0	1	0	2	0	0	0	0	4	1	0	0	0	0	0	0	0	0	0	0	0	0	0	0	0	20
Theft From Auto Under	55	41	14	14	46	37	72	46	102	7	30	52	8	39	59	33	14	18	22	19	114	42	25	17	44	25	0	13	17	24	44	36	55	56	13	17	1270	

2 / 3 Note: This report includes all violations, not just the Most Serious Violation.

The crime classes are taken from the UCR so the results are contingent on the UCR reports have been completed for the time period specified.

Show Non Reportable Incidents: No

Show Unfounded Incidents: No

Show Unverified Incidents: No

Community Crime Report Regina Police Service

Date Run: 2012/08/17 08:04:39

From: 2012/01/01

To: 2012/07/31

Crime Classes	Al Ritchie	Albert Park	Argyle Park	Boothill	Cathedral	Centre Square	Core Group	Coronation Park	Dewdney East	Dieppe	Eastview	Gardiner Park	Gladmer Park	Hillsdale	Lakeview	Market Square	McNab	Mount Royal	Normanview	Normanview West	North Central	North East	Prairie View	Regent Park	Rosemont	Ross Industrial	Rural	Sherwood Estates	Twin Lakes	University Park	Unverified Address	Uplands	Walsh Acres	Warehouse District	Wascana Park	Whitmore Park	Total
Theft of Motor Vehicle VA, VT	36	23	7	5	41	22	46	30	45	2	20	9	3	15	24	14	3	8	6	4	90	38	12	11	15	23	0	4	6	6	9	4	7	3	2	612	
Theft of Other Vehicle VM, VO	1	0	0	0	0	0	0	1	2	0	0	2	0	6	1	0	1	0	2	0	3	3	0	2	0	0	0	1	1	0	2	0	1	0	0	0	29
Violation Causing Death	1	0	0	0	0	0	1	0	0	0	0	0	0	0	0	0	0	1	0	0	2	0	0	0	0	0	0	0	0	0	0	0	0	0	0	0	5
Violence/Threat	13	15	5	3	11	6	34	11	20	0	3	9	4	11	8	17	3	5	1	1	80	15	2	4	8	1	0	5	7	3	8	3	6	2	6	1	331
Total	973	906	346	131	104	526	260	957	134	123	618	873	226	568	681	375	208	237	263	244	446	114	213	255	486	524	21	226	297	225	153	229	616	733	355	118	280
					7		5		2							6					9	1								8						76	

3 / 3 Note: This report includes all violations, not just the Most Serious Violation.
 The crime classes are taken from the UCR so the results are contingent on the UCR reports have been completed for the time period specified.
 Show Non Reportable Incidents: No Show Unfounded Incidents: No Show Unverified Incidents: No

COMMUNICATIONS CENTRE STATISTICS
2012 ANNUAL REPORT

MONTH	*ADMIN CALLS OFFERED	**ADMIN CALLS ANSWERED	***% CALLS ABANDONED	****CALLS FOR SERVICE OFFERED	% 911 CALLS ANSWERED	% 911 CALLS ABANDONED	*****ALARMS	*****TTD
JANUARY	14050	13435	5	4660	5300	4380	17	555
FEBRUARY	12739	12173	5	4030	4889	3947	19	405
MARCH	14956	13928	5	5139	5943	4846	18	449
APRIL	13676	12877	6	4750	5638	4595	18	477
MAY	14805	14014	5	5285	5973	4897	18	590
JUNE	16744	15636	7	6148	6694	5543	17	634
JULY	15986	14955	6	6265	6567	5434	17	728
AUGUST								
SEPTEMBER								
OCTOBER								
NOVEMBER								
DECEMBER								
TOTAL	102956	97018	6	36277	41004	33642	18	3838
AVERAGE	14708	13860	6	5182	5858	4806	18	548

****CFS exclude Traffic Stops, Traffic Pursuits, Subject Stops, Subject Pursuits, Private Seizures & Test Calls
 *** CFS are based on midnight to midnight

As of June 1, 2010, the CFS stats DO NOT include 10-10 calls.
 These statistics have been verified and should be used for all public release information.

The 911 calls answered and offered have been changed to exclude 911 test calls

To: Members,
Board of Police Commissioners

Re: Mid-Year Crime Statistics Comparison 2003-2012

RECOMMENDATION

That this report be received and filed.

CONCLUSION

Regina’s total reported crime at mid-year 2012 was at its lowest point in the past ten years. Both Crimes Against the Person and Crimes Against Property were also ten-year lows. Crime types that were ten-year lows included: Assault, Sexual Assault, Robbery, Theft, and Mischief.

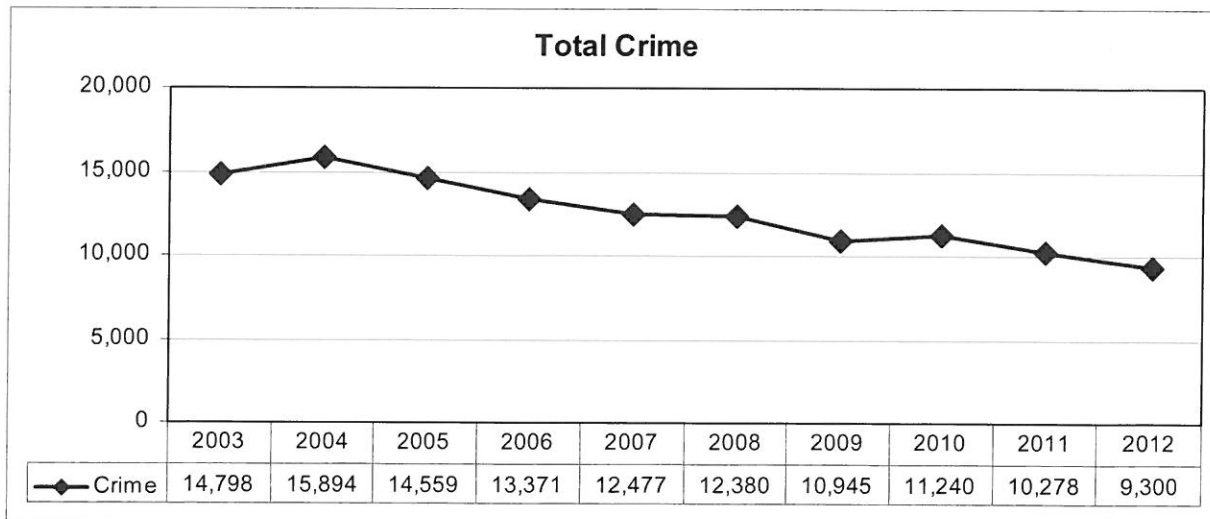
BACKGROUND

Twice each year, once at mid-year and once at year-end, the Regina Police Service provides an analysis of police-reported crime in Regina over the previous ten-year period. This report compares data compiled from January 1 to June 30 for the period of 2003 through 2012.

Measuring crime statistics¹ and their changes over time is effective for identifying trends. The Regina Police Service gathers data in the same manner each year, allowing for reliable analyses of crime within the city over time.

DISCUSSION

There were 9.5% fewer reported Total Crimes² than at mid-year 2011 and 37.2% fewer than at mid-year 2003.

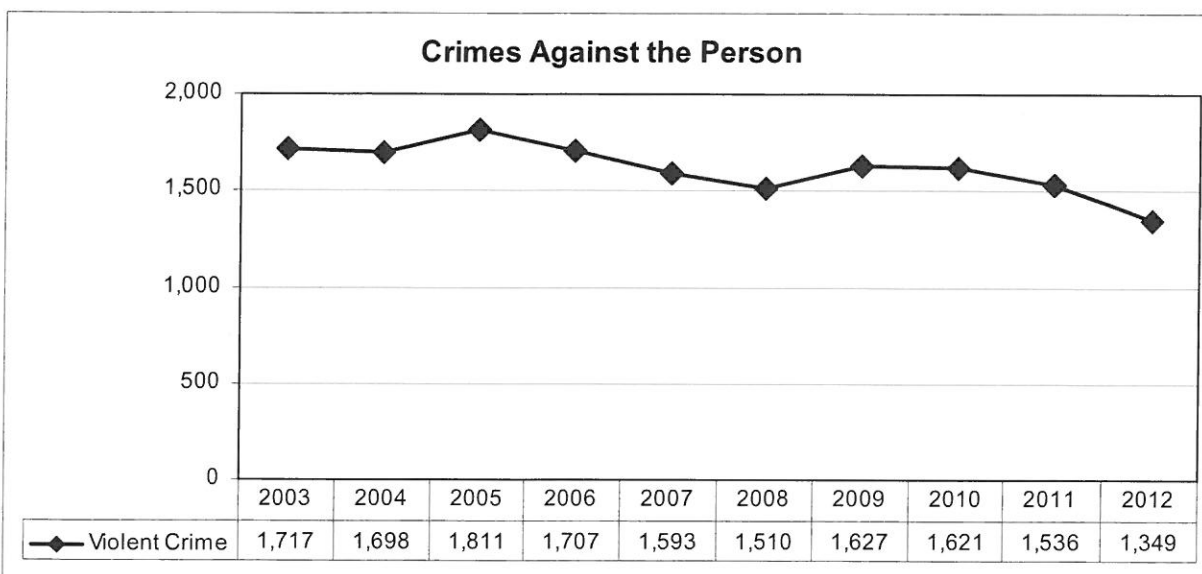


¹ Absolute crime counts, rather than crime rates or crime severity, are the basis of this analysis. These statistics are not intended for comparison with other jurisdictions that may use different methodologies or have different reporting criteria.

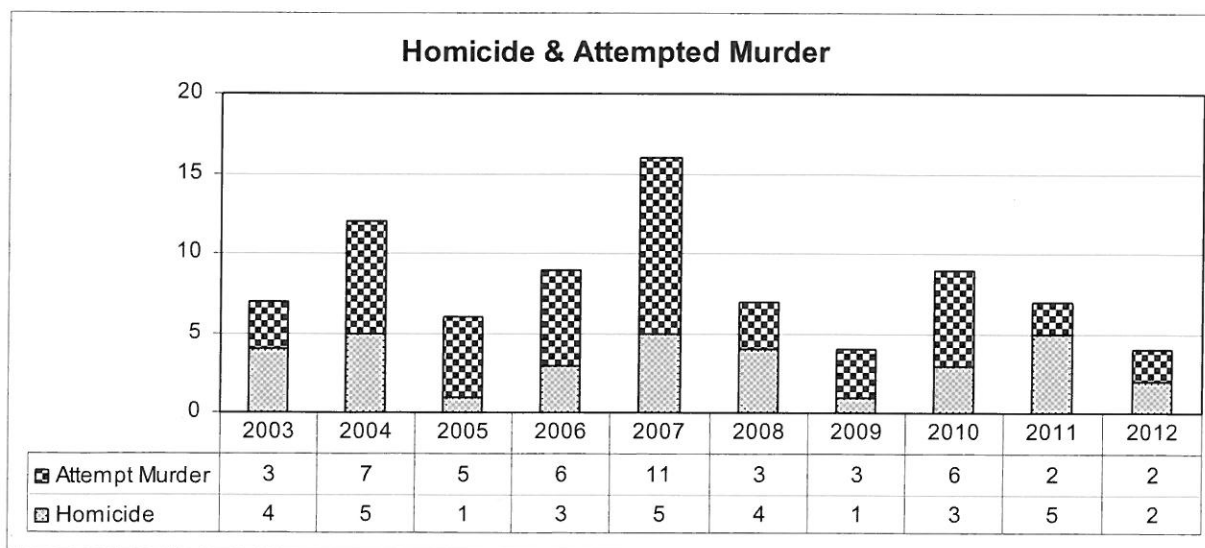
² Included in Total Crime are Crimes Against the Person, Crimes Against Property, Criminal Code traffic violations, the Controlled Drugs and Substances Act, and those reports generated by the Regina Police Service in relation to procedural and other enforcement-related categories (Other Criminal Code violations). The data was pulled for this report on July 9th, 2012.

Crimes Against the Person

There were 12.2% fewer reported Crimes Against the Person than at mid-year 2011 and 21.4% fewer than at mid-year 2003.

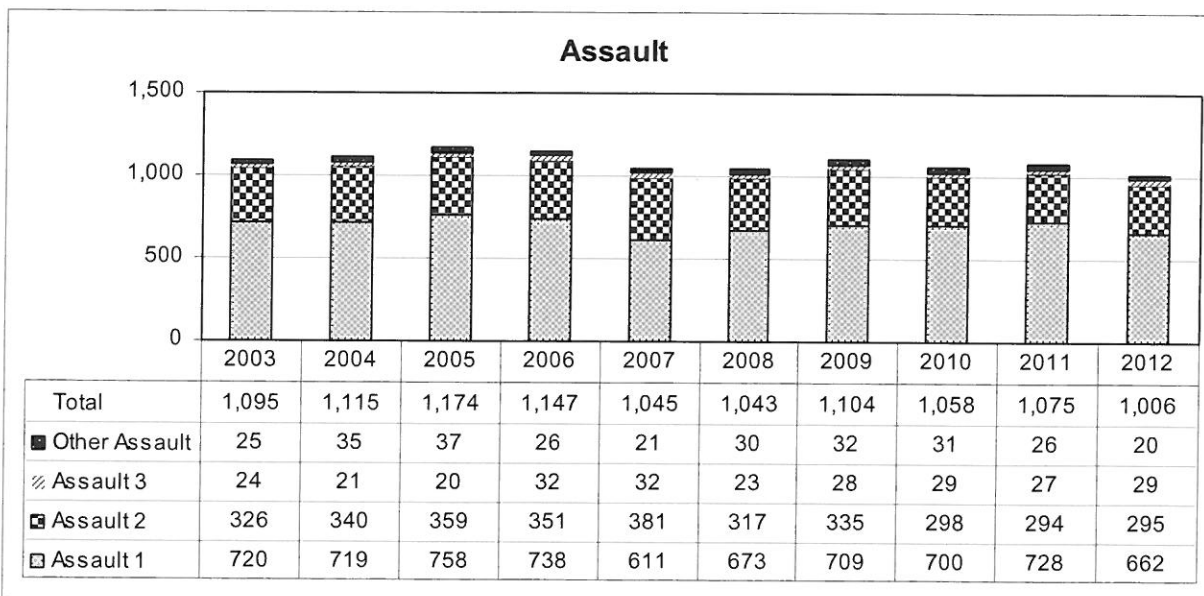


The two Homicides at mid-year 2012 were fewer than the mean average for the mid-point of the previous ten years ($\bar{x} = 3.3$). The two Attempted Murders were also fewer than the ten-year mean average ($\bar{x} = 4.8$).³

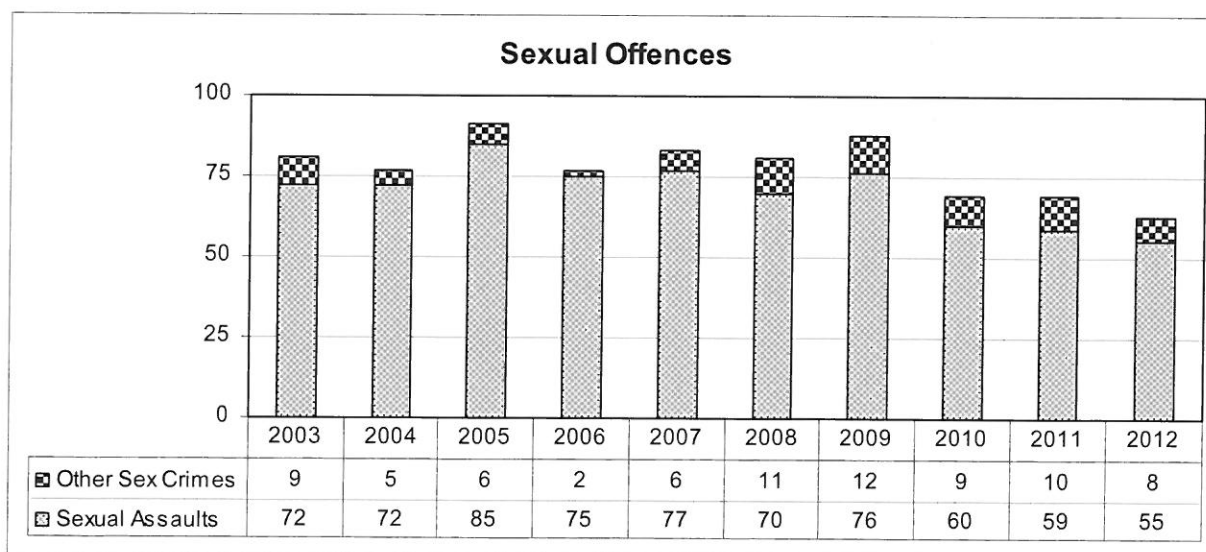


³ Since Regina has relatively few homicides or attempted murders in any given year, a slight change in the count would be represented by a dramatic percentage change that would only exaggerate the difference. Percentage changes will therefore not be utilized in this report when discussing crime types with relatively low counts. Instead, comparisons to the ten-year mean average (\bar{x}) will be utilized when appropriate.

The total Assaults reported at mid-year 2012 were a ten-year low, with 6.4% fewer than at mid-year 2011 and 8.1% fewer than at mid-year 2003. Still, Assaults were fairly stable over this period, with relatively mild deviation in any given year from the ten-year mean average ($\bar{x} = 1,086.2$; standard deviation = 51.1). Almost two-thirds of the total Assaults in the first half of 2012 were Common Assaults, with Assaults with a Weapon or Causing Bodily Harm, Aggravated Assaults, and Other Assaults making up the remaining third.

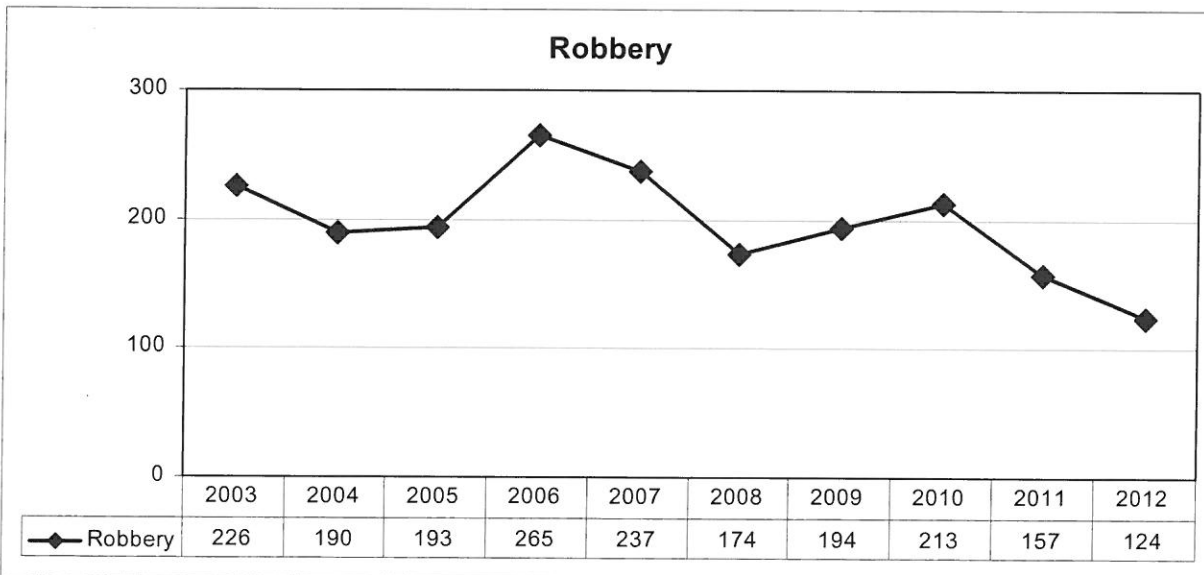


The fifty-five Sexual Assaults at mid-year 2012 were a ten-year low, well below the ten-year average ($\bar{x} = 70.1$). The eight Other Sex Crimes⁴ was comparable to the ten-year mean average ($\bar{x} = 7.8$).



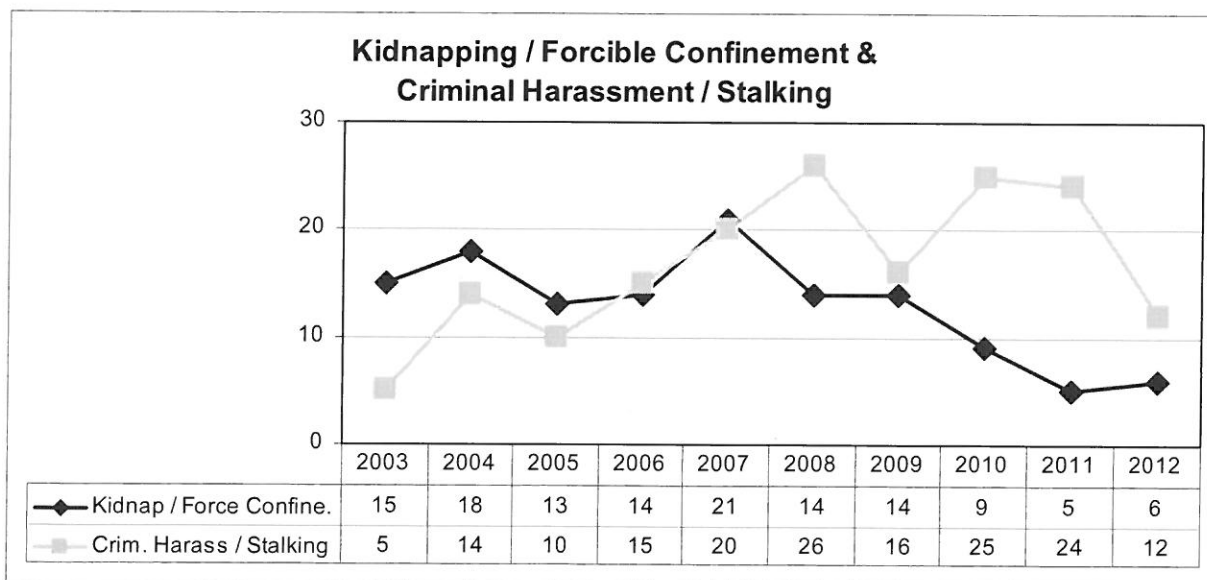
⁴ The crime category Other Sexual Crime includes (though this is not an exhaustive list): Sexual Interference, Invitation to Sexual Touching, Luring a Child via a Computer, and Voyeurism.

Robbery at mid-year 2012 was a ten-year low, with 21.0% fewer reported than at mid-year 2011 and 45.1% fewer than at mid-year 2003. The number of Robberies fluctuated annually, with no sustained year-to-year increases or decreases lasting more than two consecutive years. Developing a comprehensive strategy to reduce street robbery is an initiative in the Regina Police Service Strategic Plan, 2011-2014.



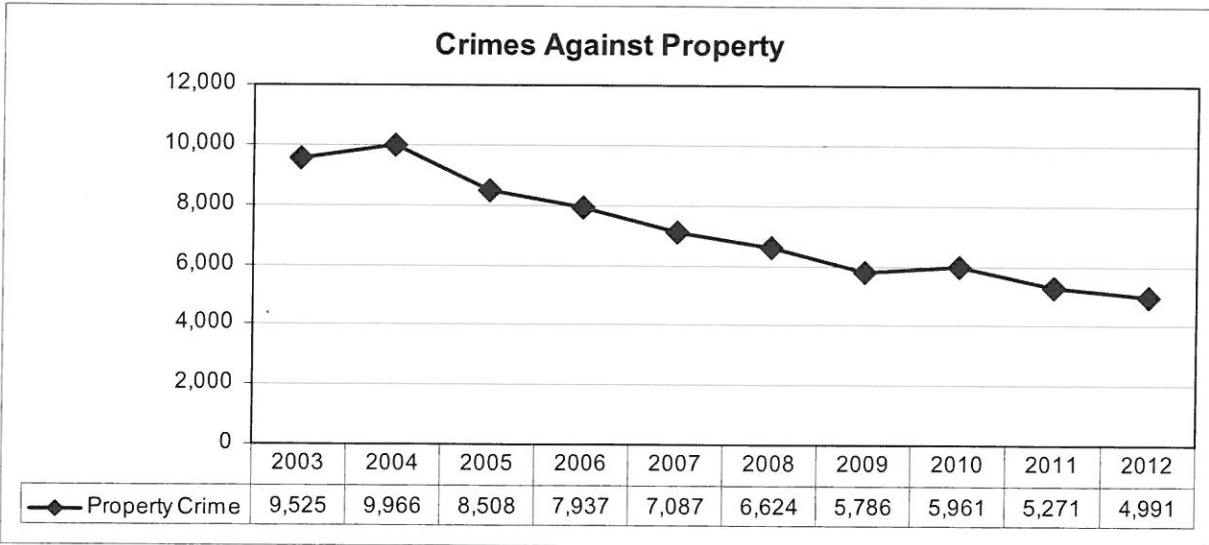
The six reported occurrences of Kidnapping / Forcible Confinement at mid-year 2012 was about half the ten-year mean average ($\bar{x} = 12.9$).

The twelve reported Criminal Harassment / Stalking occurrences at mid-year 2012 were fewer than the ten-year mean average ($\bar{x} = 16.7$).

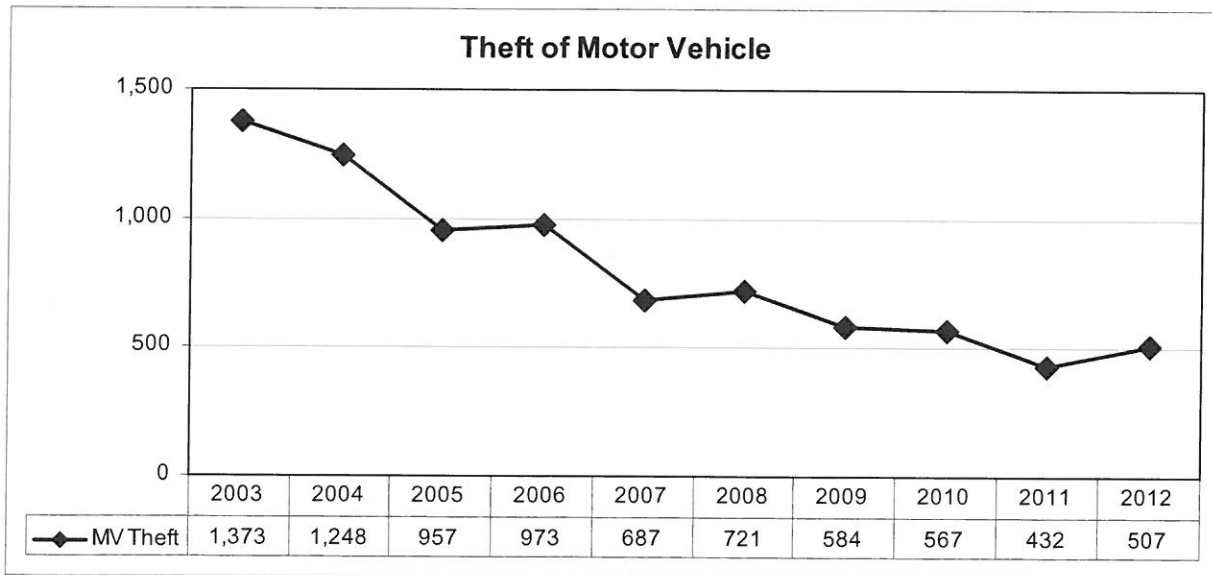


Crimes Against Property

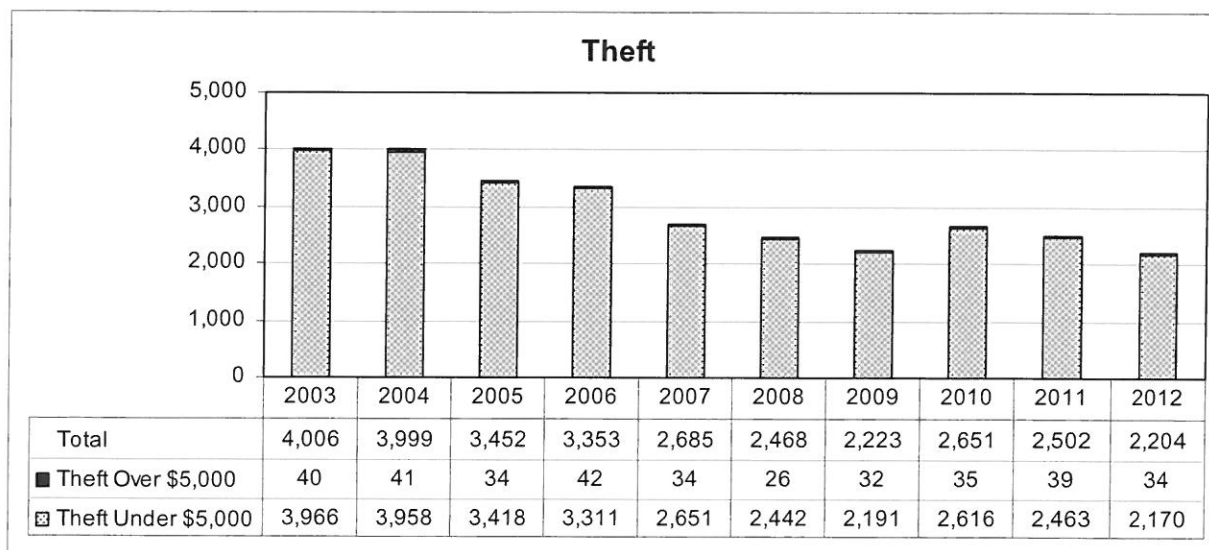
There were 5.3% fewer reported Crimes Against Property than at mid-year 2011 and 47.6% fewer than at mid-year 2003.



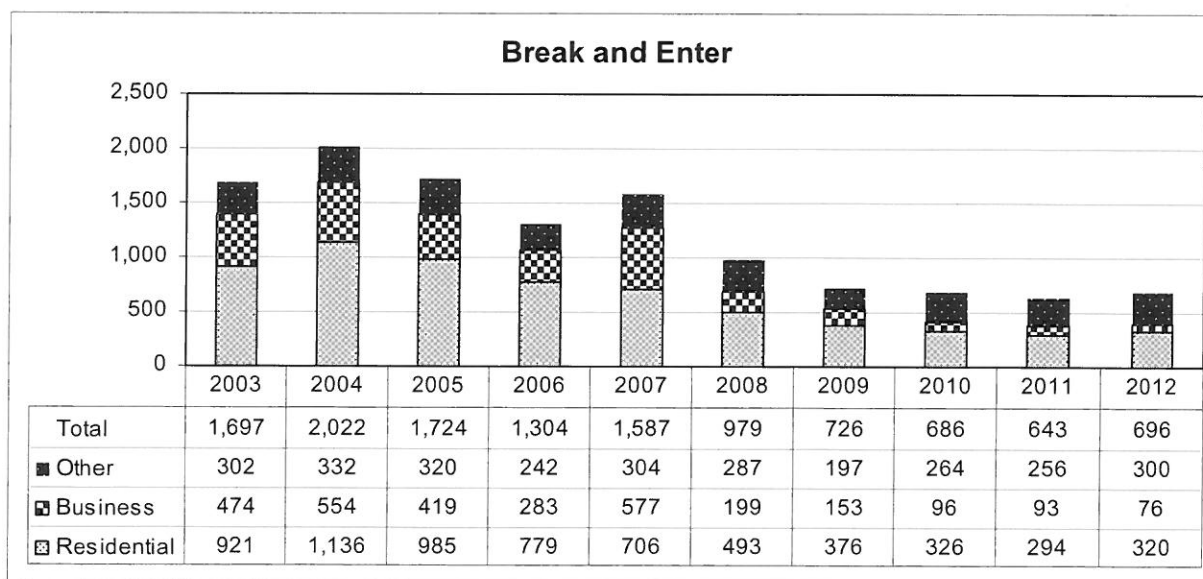
Following three consecutive years of reductions, there were 17.4% more Motor Vehicles Thefts than at mid-year 2011 but still 63.1% fewer than at mid-year 2003.



Theft⁵ comprises almost one-quarter of Total Crime in Regina. There were 11.9% fewer reported Thefts than at mid-year 2011 and 45.0% fewer than at mid-year 2003. Less than 2% of Thefts involved property valued at more than \$5,000.

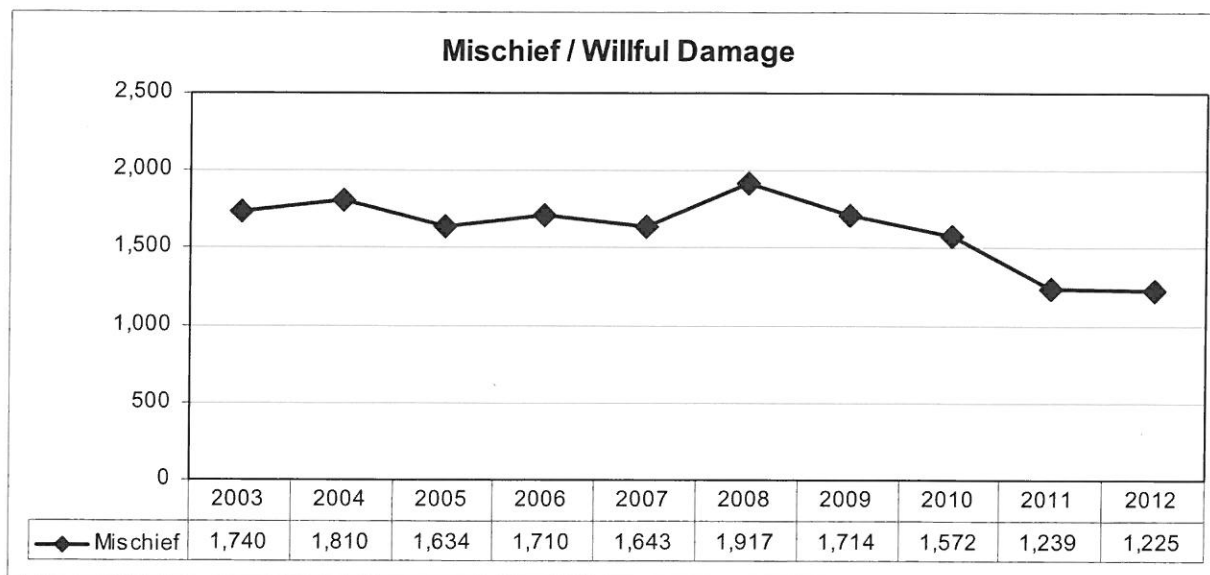


There were 8.2% more reported Break and Enters than at mid-year 2011 but 59.0% fewer than at mid-year 2003. A reduction strategy, modeled after the Regina Auto Theft Strategy, was implemented following the increase in Break and Enters from 2006 to 2007. Preventative measures taken by Regina residents, such as home security systems, may also partly explain the ten-year reduction.

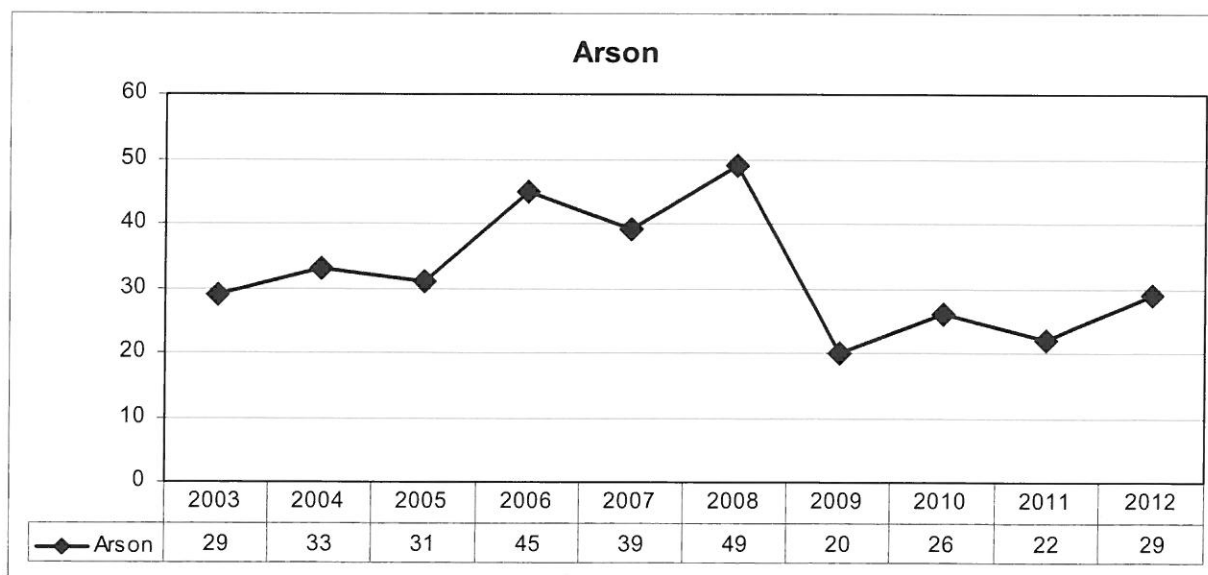


⁵ The category Theft includes: theft, shoplifting, and theft from motor vehicle. The category does not include theft of motor vehicle.

The number of Mischief / Willful Damage at mid-year 2012 was a ten-year low, with 1.1% fewer reported than at mid-year 2011 and 29.6% fewer than at mid-year 2003. The City of Regina and the Regina Police Service encourage public reporting of graffiti, a form of Mischief. The Regina Police Service also implemented a Graffiti Coordinator position in 2011 to increase investigative capacity. Of the reported Mischief by mid-year 2012, 12.8% were recorded as being occurrences of graffiti.

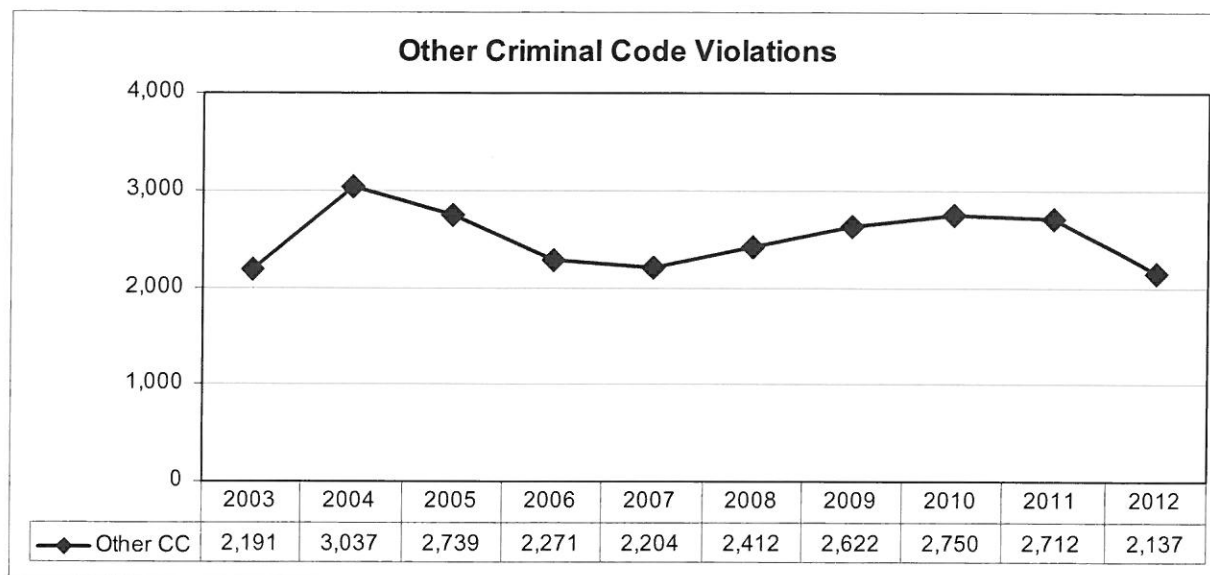


The twenty-nine reported Arson incidents at mid-year 2012 was lower than the ten-year mean average ($\bar{x} = 32.3$).

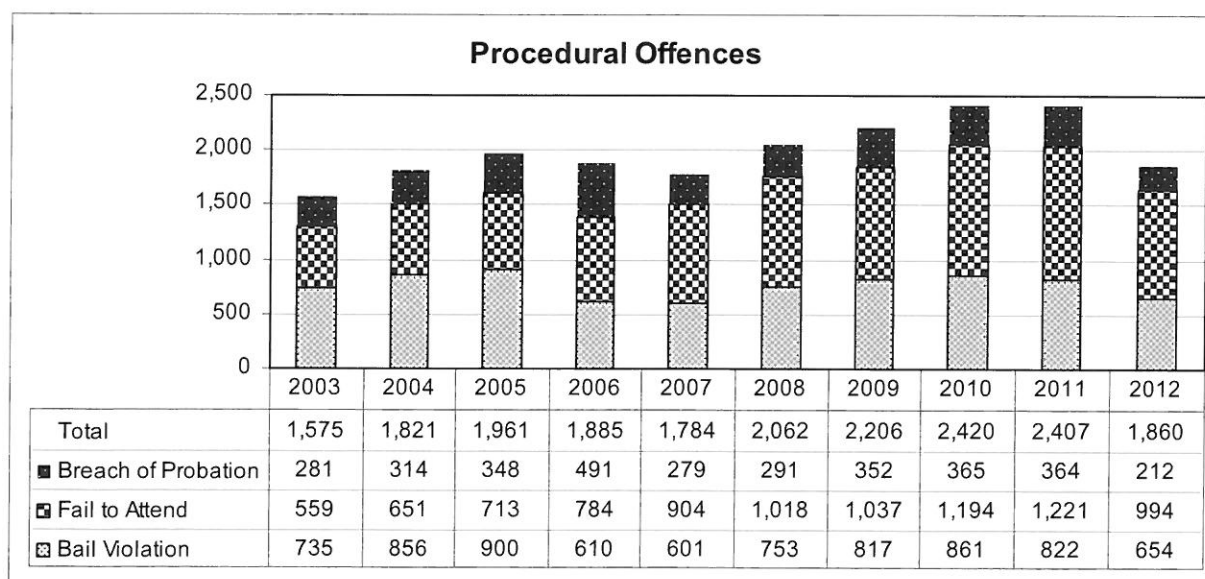


Other Criminal Code Violations

There were 21.2% fewer Other Criminal Code violations⁶ than at mid-year 2011 and 2.5% fewer than at mid-year 2003. Some reports falling under Other Criminal Code violations – such as procedural (or administration of justice) offences and prostitution charges – are partially generated through police initiatives and projects.

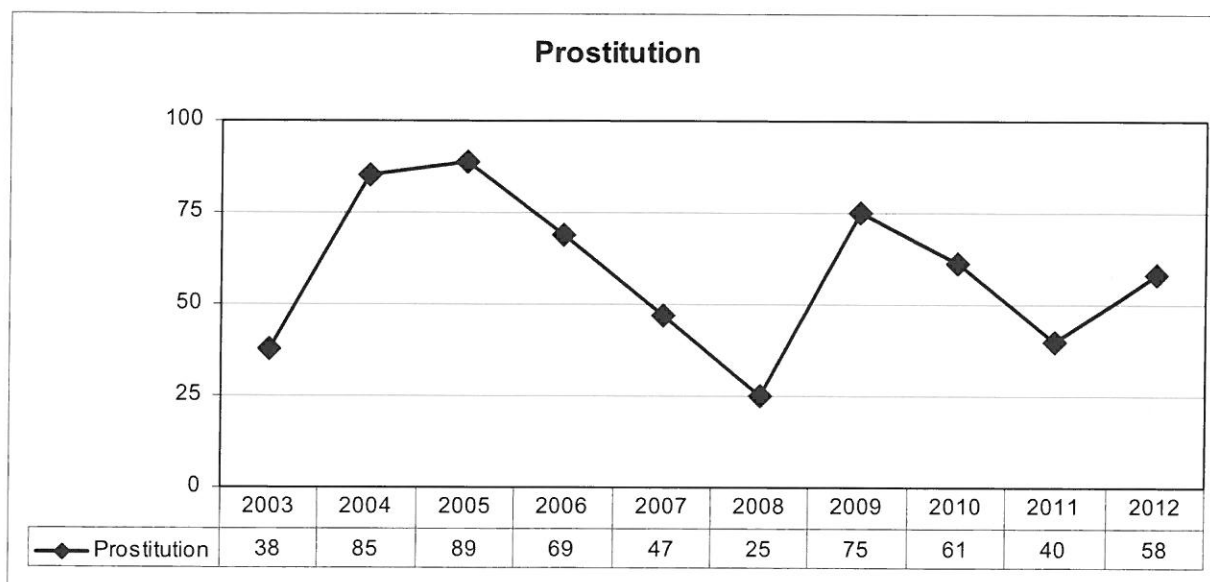


There were 22.7% fewer Procedural Offences than at mid-year 2011 but 18.1% more than at mid-year 2003. Procedural Offences make up a large portion of Other Criminal Code violations. Breach of Probation, Fail to Attend Court, and Bail Violations combined to account for 87.0% of all Other Criminal Code violations in the first half of 2012. The increase in Procedural Offences over the decade can partly be explained by the usage of curfew checks on select offenders as part of the strategies to reduce Motor Vehicle Thefts and Break and Enters.



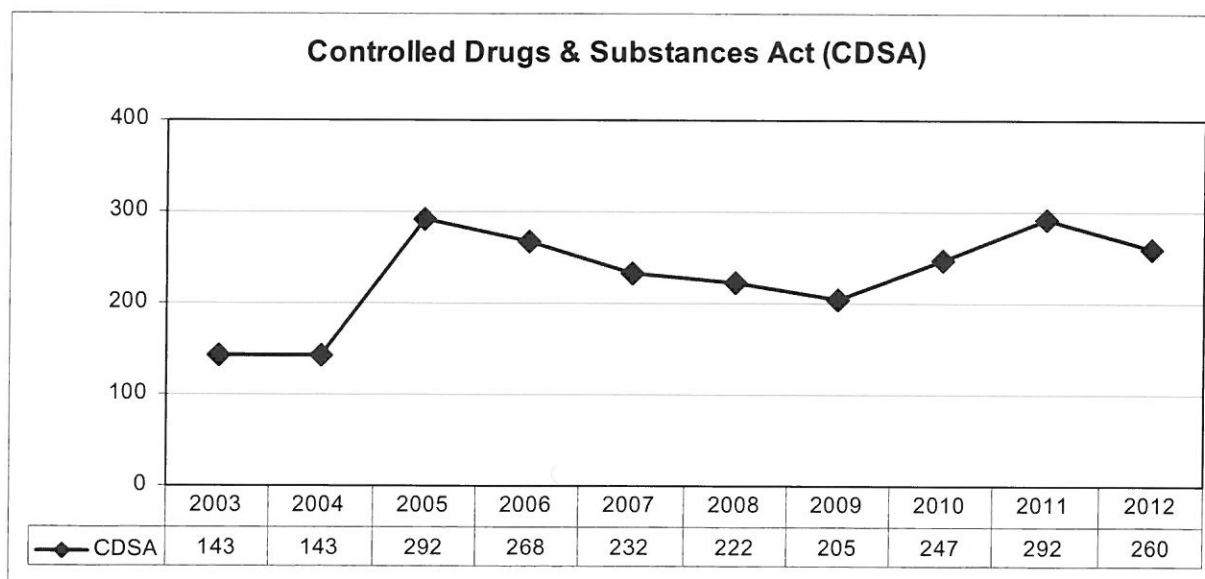
⁶ The crime category Other Criminal Code Violations includes: procedural violations, offensive weapons violations, prostitution, counterfeiting currency, and gaming and betting.

The fifty-eight occurrences of Prostitution at mid-year 2012 were comparable to the ten-year mean average ($\bar{x} = 58.7$).

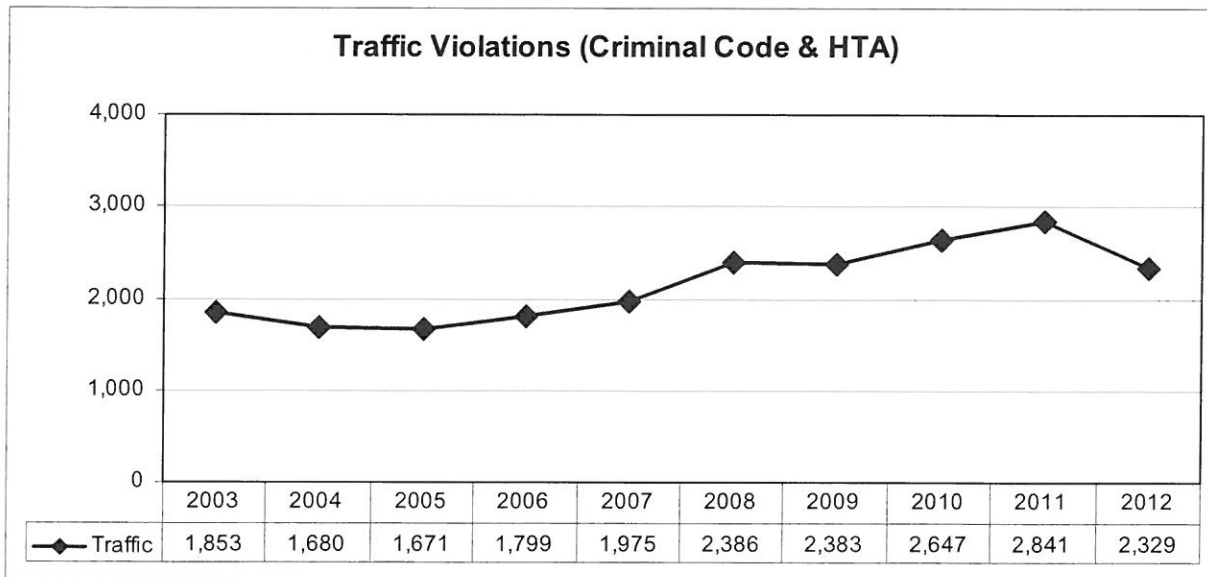


Controlled Drugs & Substances Act (CDSA) and Traffic Violations

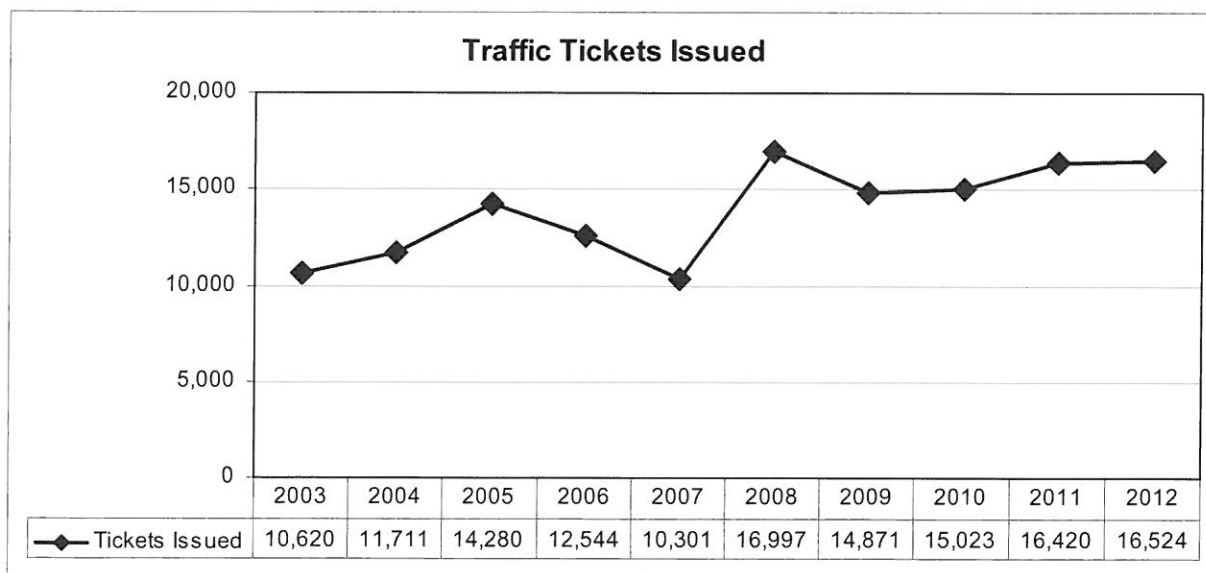
There were 11.0% fewer CDSA occurrences than at mid-year 2011 but 81.8% more than at mid-year 2003. The increase in CDSA occurrences from 2004 to 2005 was related to the creation of a Special Enforcement Team (SET) and, shortly after, the Combined Forces Special Enforcement Unit (CFSEU), as well as organizational restructuring in the Regina Police Service's Criminal Investigation Division (CID).



Traffic Violations, including offences from both the Criminal Code and the provincial Highway Traffic Act, decreased by 18.0% compared to mid-year 2011 but has increased by 25.7% compared to mid-year 2003. The number of Traffic Violations is partially generated through traffic initiatives and projects. Report Impaired Drivers (RID) and Enforcement Overdrive are two examples of collaborative programs that address impaired driving.



There were 0.6% more traffic tickets issued⁷ than at mid-year 2011 and 55.6% more than at mid-year 2003.

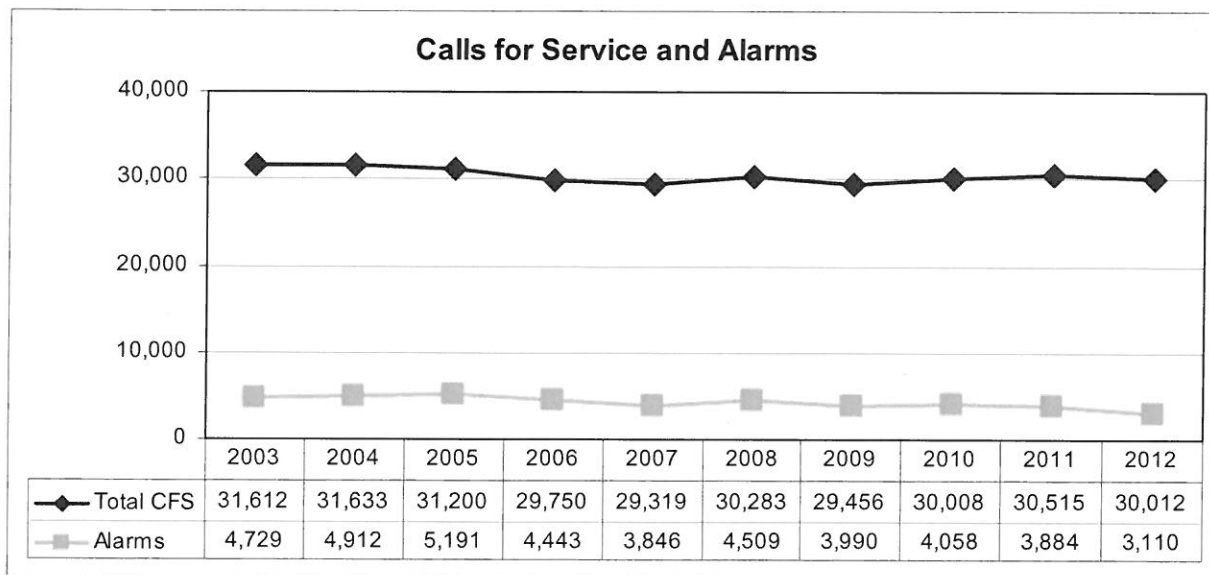


⁷ Included are traffic stops and red light camera tickets.

Calls for Service

There were 1.6% fewer Calls for Service than at mid-year 2011 and 5.1% fewer than at mid-year 2003. Total Call for Service have been fairly consistent over the ten-year period (\bar{x} = 30,378.8; standard deviation = 845.8).

There were 19.9% fewer Alarm calls than at mid-year 2011 and 40.1% fewer than the peak year of 2005, after which legislation regarding responsible alarm use was brought into force.



SUMMARY

Despite the expansion and population growth that Regina has experienced in recent years, Total Crime in the city continues to decrease. Both Crimes Against the Person and Crimes Against Property at mid-year 2012 were at ten-year lows. There were also fewer Other Criminal Code Violations, offences under the Controlled Drugs & Substances Act, and Traffic Offences compared to mid-year 2011.

RECOMMENDATIONS IMPLICATIONS

Financial Implications

None with respect to this report.

Environmental Implications

None with respect to this report.

Strategic Implications

None with respect to this report.

Other Implications

None with respect to this report.

COMMUNICATIONS

None with respect to this report.

Respectfully submitted,

Troy Hagen,
Chief of Police

August 28, 2012

To: Members,
Board of Police Commissioners

Re: Letters of Appreciation

RECOMMENDATION

That this report be received and filed.

CONCLUSION

Copies of letters are being filed with the Board for information purposes.

BACKGROUND

The attached copies of letters have been received from the following:

- Richard and Brenda Broadis
- Joanne Podgorenko Sigurdson
- Lauri Wyatt
- Michael C. White, Counselling and Assessment Services

DISCUSSION

Comments pertaining to any specific letter are welcome.

RECOMMENDATION IMPLICATIONS

Financial Implications

None with respect to this report.

Environmental Implications

None with respect to this report.

Strategic Implications

None with respect to this report.

Other Implications

None with respect to this report.

COMMUNICATIONS

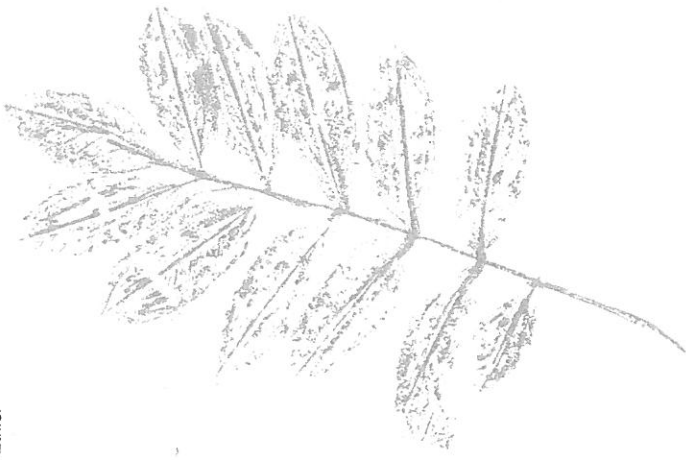
Copies of letters are forwarded to:

- Member
- Supervisor
- Human Resources for personal file
- Department bulletin board

Respectfully submitted,

Troy Hagen,
Chief of Police

Cst. P. Chagnon Cst. S. Young
Cst. B. Hooker Cst. J. Ethier
Cst. M. Smith
Cpl. J. Lorence



My husband and I would like to thank the police officers who attended us early at Saturday morning at 4:30 am. When the car crashed into a stolen car. Especially the officer who attend to us at the hospital and thank you for the call.



It's nice to know that there are still people who take such pleasure in doing special things and making others feel good...

Thank You.

You're really someone special we appreciate it very, very much. Keep up the good work.

Richard & Brenda

Broadis

Emily Bell for
Franklin from
Don
to get to the
to get to the
to get to the

Cst. Gary Naylen
Cst. Russ Temple
Cst. Kevin Bowes

Garner, Judy

From: Decelles, Kaeli
Sent: Friday, July 27, 2012 8:46 AM
To: ALL
Subject: Officers on holidays:

From our facebook page:



Joanne Podgorenko Sigurdson

A few weeks back my husband and I were riding our quads in the Manitoba Ducks and had the pleasure of riding with 3 members of the RPS and their friends. What a breath of fresh air they were. It was so nice to hear all the positive chatter about RPS and what an incredible place to work etc. I swear these guys cleared 100 trees off of our trails. Thank you to all of them. What a great group!

Unlike · Comment · 4 minutes ago

Regina Police Service likes this.

THANK-you for representing
The service in a positive manner
Sounds like it was a fun
DAY!
With T. HAGEN

The text reads:

Joanne Podgorenko Sigurdson

A few weeks back my husband and I were riding our quads in the Manitoba Ducks and had the pleasure of riding with 3 members of the RPS and their friends. What a breath of fresh air they were. It was so nice to hear all the positive chatter about RPS and what an incredible place to work etc. I swear these guys cleared 100 trees off of our trails. Thank you to all of them. What a great group!

Kaeli Decelles
Social Media Officer
Regina Police Service
p 306.777.6370
c 306.539.2233
f 306.949.7275

facebook.com/ReginaPoliceService
@reginapolice
reginapolice.ca

Morin, Bob

From: Decelles, Kaeli
Sent: Tuesday, July 31, 2012 10:20 AM
To: ALL
Subject: From the residents of 2100 Atkinson Street

A note from the residents of 2100 Block Atkinson Street:

 **Laurie Wyatt**

← Messages

* A



Laurie Wyatt

As a resident of the 2100 block of Atkinson Street in Regina Saskatchewan, We would like to thank all the of Regina Police Service that worked on our nieghbor's case. We are for the most part a street that knows each other, and we are deeply saddened that we have lost a long time resident. We take comfort in knowing that the RPS worked hard, and showed a great deal of compassion, for the neighbor and our street.

I would prefer that my name not be on the page, but if you can copy and paste this that would be great. Or just let the officers know that we appreciate everything that they did.

Laurie

The text reads:

Laurie Wyatt

- As a resident of the 2100 block of Atkinson Street in Regina Saskatchewan. We would like to thank all the of Regina Police Service that worked on our nieghbor's case. We are for the most part a street that knows each other, and we are deeply saddened that we have lost a long time resident. We take comfort in knowing that the RPS worked hard, and showed a great deal of compassion, for the neighbor and our street.

I would prefer that my name not be on the page, but if you can copy and paste this that would be great. Or just let the officers know that we appreciate everything that they did.

Laurie

Colo W. Schmidt, L. Power, D. McArthur, B. Zulyrnak, C. Jones, m. Shaw
M. Boxall, G. Fleece Cpl. D. Donallyshen, Sgt. C. Gall, S. Riddell, K. Besten,
A. Yum

Aug 1/12

The compassion you showed while dealing with this matter is appreciated by this community. Great work & thanks for your efforts.

Ermon D'Chief


Kaeli Decelles
Social Media Officer
Regina Police Service
p 306.777.6370
c 306.539.2233
f 306.949.7275

[facebook.com/ReginaPoliceService](https://www.facebook.com/ReginaPoliceService)



August 9, 2012

Chief Troy Hagen
Regina Police Service
P.O. Box 196
Regina SK S4P 2Z8



Dear Chief Hagen:

I would like to thank the Regina Police Service for their recent support of Camp fYrefly where I was resident Psychologist/Counsellor. In particular I wish to thank Corporal Tracey Dunnigan of the Community and Cultural Diversity Unit for her outstanding contribution.

The support provided by Cpl. Dunnigan was essential to the overall success of Camp and was a valuable bridge building exercise between a variety of communities and all police agencies including the Regina Police Service. Our camp was populated entirely by youth at risk of exploitation, abuse, addictions, suicide, and being victims of crime. Our campers were gay, lesbian, bisexual, two-spirited and transgender youth who have experienced difficulties in their home communities, including Regina. About a third of our campers were Aboriginal youth living on and off reserve. Members of the LGBTTQ and Aboriginal communities continue to have fears of police involvement in their lives due to historical persecutions and biases from police agencies that predate your tenure as Chief.

Corporal Dunnigan's assistance in coordinating transportation for campers using Regina Police Service officers and vehicles allowed campers to interact with police officers in a relaxed and informal manner. Her presence at camp, in uniform, was for many of our campers the first ever positive interaction they have had with police agencies. Her presentation on homophobia, transphobia, and hate crimes was very well received by campers and touched many of them deeply. She was also able to educate campers about the difficulties faced by the police when dealing with hate crimes. Cpl. Dunnigan ate with campers to learn from their experiences which I am confident will help her in duties with the Community and Cultural Diversity Unit to enhance community policing in our city.

When Cpl. Dunnigan was not at camp, campers were asking where she was and when they would be able to see her again. This is a great testament to her efforts and success at building understanding between the police and marginalized communities. As a Registered Psychologist I know that this mutual understanding is the essential first step to building trust.

13/08/12 .../12
Cpl. DUNNIGAN,
Thank-you for helping out at
this camp. You continue to make
a significant positive impact! T. HAGEN

Page 2

Chief Troy Hagen

August 9, 2012

I believe that Cpl. Dunnigan's efforts will result in better relations between the LGBTTTQ community and the Regina Police Service. As a gay man I am relieved to know that if I experience difficulties I can now safely talk to the Regina Police. Corporal Dunnigan, and other members of the Community and Cultural Diversity Unit, are to be commended and thanked for their work in making Camp fYrefly the success it was this year and for helping us all feel safe in our community.

Sincerely,

A handwritten signature in black ink, appearing to read 'Michael C. White', with a large, stylized flourish at the end.

Michael C. White, M.Ed.
Registered Psychologist