



ARCHIVED - Archiving Content

Archived Content

Information identified as archived is provided for reference, research or recordkeeping purposes. It is not subject to the Government of Canada Web Standards and has not been altered or updated since it was archived. Please contact us to request a format other than those available.

ARCHIVÉE - Contenu archivé

Contenu archivé


L'information dont il est indiqué qu'elle est archivée est fournie à des fins de référence, de recherche ou de tenue de documents. Elle n'est pas assujettie aux normes Web du gouvernement du Canada et elle n'a pas été modifiée ou mise à jour depuis son archivage. Pour obtenir cette information dans un autre format, veuillez communiquer avec nous.

This document is archival in nature and is intended for those who wish to consult archival documents made available from the collection of Public Safety Canada.

Some of these documents are available in only one official language. Translation, to be provided by Public Safety Canada, is available upon request.

Le présent document a une valeur archivistique et fait partie des documents d'archives rendus disponibles par Sécurité publique Canada à ceux qui souhaitent consulter ces documents issus de sa collection.

Certains de ces documents ne sont disponibles que dans une langue officielle. Sécurité publique Canada fournira une traduction sur demande.



BOARD OF POLICE COMMISSIONERS

**TUESDAY
APRIL 24, 2012
9:00 A.M.**

**BRUTON ROOM, 3RD FLOOR
POLICE SERVICE CENTRE**



Office of the City Clerk

**Public Agenda
Board of Police Commissioners
April 24, 2012**

Approval of Public Agenda

Administration Reports

- PO12-13 Informational Videos and the Newcomer Handbook
- PO12-14 The False Alarm Bylaw
- PO12-15 Monthly Crime Statistics – March 2012
- PO12-16 Letters of Appreciation

Resolution for Private Session



Office of the City Clerk

Notice of Meeting

Board of Police Commissioners

Date: Tuesday, April 24, 2012
Time: 9:00 a.m.
Place: Bruton Room, 3rd Floor, Police Service Centre
RSVP: Regrets only to Elaine Gohlke at 777-7184 or
Email: egohlke@regina.ca

Members

Mayor Pat Fiacco (Chairperson)
Councillor Sharron Bryce
Councillor Wade Murray

Commissioner Shelley Lavallee (Vice-Chairperson)
Commissioner Ron Rasmussen

Agenda Distribution List

Public & Private Agenda Package:
Chief of Police (8)
City Solicitor
City Clerk
Senior Advisor to the Mayor
Committee Assistant

Public Agenda Package:
Regina Police Association
RPS Media

April 24, 2012

To: Members,
Board of Police Commissioners

Re: Informational Videos and the Newcomer Handbook

RECOMMENDATION

Members of the Regina Police Service, Regina Open Door Society and Citizen and Immigration Canada will present the results of this initiative.

This report be received and filed.

CONCLUSION

The Regina Police Service and the Regina Open Door Society with Federal funding from Citizen and Immigration Canada developed six informational videos and a Newcomer Handbook to assist newcomers in becoming familiar with the Canadian legal system, policing and the role of police officers in Canada. These videos and handbooks are produced in 10 different languages.

The informational videos and a Newcomer Handbook will be available through the Regina Police Cultural and Community Diversity Unit and the Regina Open Door Society. They will also be accessible for viewing through the Regina Police Service web site, **www.reginapolice.ca**.

BACKGROUND

For the last 25 years, the Regina Police Service (RPS) and the Regina Open Door Society have worked in collaboration to provide education, orientation and information to newcomers and police officers. The Regina Open Door Society provides numerous cross cultural workshops to police officers while the Regina Police Service Cultural and Community Diversity Unit deliver orientation presentations to newcomers attending language classes. Our Cultural and Community Diversity Unit continues to work with the Regina Open Door Society and other community organizations on projects that promote healthy relationships with Regina's citizens, newcomers and our Service.

In 2010, recognizing a need for further educational materials to support the Newcomers' orientation to our community, a joint project was initiated with Regina Open Door Society and the Regina Police Service, with Federal funding from Citizen and Immigration Canada. This project focused on the development of six informational videos and a Newcomer Handbook to assist newcomers in becoming familiar with the Canadian legal system, policing and the role of police officers in Canada. These videos and handbooks are produced in 10 different languages. The top 10 languages identified

by the Regina Open Door Society as being the most common of our newcomer populations are:

1. Russian
2. Mandarin
3. French
4. Tagalog
5. Punjabi
6. Nepali
7. Urdu
8. Vietnamese
9. Somali
10. Burmese

These videos will be formatted and put on DVD's for both media and web distribution. The distribution of the videos will be through the Regina Police Cultural and Community Diversity Unit and the Regina Open Door Society.

The filming and editing for this project was done by C.J. Gibson of Mediamax Interactive, with substantial participation from various members of the Regina Police Service and support from the Regina community.

The partners also developed a tool kit (Language Menu) to assist police officers when dealing with newcomers with low levels of literacy and English proficiency.

DISCUSSION

There will be a presentation of two of the six videos available through the Regina Open Door Society and the Cultural and Community Diversity Unit. This is the culmination of a two-year joint project between the Regina Open Door Society and Regina Police Service with funding support from Citizen and Immigration Canada. The project consists of six informational videos on policing and Canadian Law. These videos have been designed for our Newcomers and will be used in their orientation training. In addition to the videos, an Informational Handbook was also developed. The videos and handbook have been translated into the top 10 languages spoken by our current and anticipated newcomer populations. The top 10 languages are: Russian, Mandarin, French, Tagalog, Punjabi, Nepali, Urdu, Vietnamese, Somali and Burmese.

The videos will be formatted and ready for both media and web distribution. The distribution of the videos will be through both the Regina Police Service Cultural and Community Diversity Unit and the Regina Open Door Society and will be accessible for viewing through the Regina Police Service web site, www.reginapolice.ca.

RECOMMENDATION IMPLICATIONS

Financial Implications

None with respect to this report.

Environmental Implications

None with respect to this report.

Strategic Implications

This project will further enhance the long-term relationships between the Regina Police Service and the newcomer populations.


Other Implications

None with respect to this report.

COMMUNICATIONS

This presentation, with co-operation between local media and the Regina Police Service Public Information and Strategic Communication Unit will ensure the community at large is aware of the program. Future communication on the availability of the videos and informational handbook will be co-ordinated through the Regina Police Service Cultural and Community Diversity Unit, Regina Open Door Society and the Regina Police Service web site, www.reginapolice.ca.

Respectfully submitted,



Troy Hagen,
Chief of Police

April 24, 2012

To: Members,
Board of Police Commissioners

Re: The False Alarm Bylaw

RECOMMENDATION

Receive and file.

CONCLUSION

The joint effort by the Alarm Co-ordinator and alarm industry in the education of alarm users remains the best approach to reducing false alarms. The Alarm Co-ordinator's contact with new alarm users, the distribution of alarm brochures and the utilization of media, such as the Regina Police Service website, assists with alarm awareness is assisting with the prevention of false alarms.

From 2010 to 2011, there was a 2.1% increase in the number of permits Alarm calls account for 11.9% of the dispatched calls for service which is 1.6% lower than 2010. The percentage of false alarms remains the same as last year – 98.5% of the total alarm calls for service were false. In 2011, 51.5% of all alarm calls were cancelled which is slightly lower than 2010. Lastly, there were 105 fewer billable events in 2011 than in 2010 which is the second lowest number of billable events since the inception of the False Alarm Bylaw.

BACKGROUND

The False Alarm Bylaw was passed by City Council on March 8, 2004, and implemented June 1, 2004.

The False Alarm Bylaw contains a mandatory registration clause for alarmed premises, a financial penalty for the third and fourth false alarm, and a suspension of police response. A caution notice is served after a premise has two false alarms and a \$75 penalty is assessed after the third and fourth alarm. The fourth alarm within a 365-day period also causes a suspension of police response to subsequent alarms; however, police are always dispatched to panic or distress alarms and incidents involving criminal activity.

DISCUSSION

Presently, there are over 27,940 registered permits in the City of Regina. In 2011 there were 3,428 permit applications received which represent an average of nine per day.

False Alarm Bylaw information is available on the Regina Police Service website. The *Crime Prevention Tips* section provides Bylaw details, the impact of false alarms on the Police Service,

and access to the alarm site registration. The site also provides a link to e-mail questions or comments to the Alarm Co-ordinator.

In 2011, registered alarm sites increased by 2.1% over 2010. Permits for 3,428 alarm sites were issued; however, only 569 were for new alarm sites. The remaining 2,859 represent new permit numbers assigned to existing alarm sites because of a change in ownership or monitoring company. This number is consistent with reported new sites in 2010.¹

Year	Permits	New Sites	% change in permits
2007	24,012	1,473	6.5%
2008	25,021	1,009	4.2%
2009	26,605	1,584	6.3%
2010	27,371	766	2.9%
2011	27,940	569	2.1%

In 2011, there were 7,561 alarm calls for service to the Regina Police Service. Of the total alarm calls for service in 2011, 7,444 were false alarms compared to 8,344 false alarms in 2010. In 2011, 98.5% of alarm calls for service to the Regina Police Service were false alarms.

Year	Alarm Requests for Dispatch	Real Alarms	Total False Alarms	Proportion of all alarms that were false	Calls for Service ²	Proportion of total calls that were alarms
2007	8,842	312	8,530	96.5%	61,380	14.4%
2008	9,078	172	8,906	98.1%	62,314	14.6%
2009	8,789	119	8,670	98.6%	61,462	14.3%
2010	8,472	128	8,344	98.5%	62,587	13.5%
2011	7,561	117	7,444	98.5 %	63,616	11.9%

Cancelled dispatch request statistics have been collected since 2006. A dispatch request call for service is cancelled by the alarm company when they determine police are not required. Of all dispatch requests received in 2011, 51.5% were cancelled. The number of cancelled dispatch requests continued to increase from 2007 to 2010; however, in 2011 the proportion of false alarms remained constant.

¹ A "site" refers to a new address that did not have an alarm in the past.

² There was change in business practices in May 2010 to no longer include a 10-10 call for service. A 10-10 call for service is a call initiated by a police officer to indicate they are in emergency status, which does not reflect calls for service received from the public.

Year	Dispatch Requests	Cancelled Dispatch Requests	Cancelled Dispatch Requests
2007	8,842	3,865	43.7%
2008	9,078	4,469	49.2%
2009	8,789	3,994	45.4%
2010	8,472	4,395	51.9%
2011	7,561	3,893	51.5%

In 2011, 650 alarm calls for service resulted in billing charges under the Bylaw. The following chart represents the number of billable events annually for 2007 to 2011.³

Year	Billable Events
2007	641
2008	681
2009	652
2010	755
2011	650

RECOMMENDATION IMPLICATIONS

Financial Implications

None at this time with respect to this report.

Environmental Implications

None at this time with respect to this report.

Strategic Implications

None at this time with respect to this report.

Other Implications

None at this time with respect to this report.

³ Billable event data for 2004 and 2005 is not included in this analysis because data is not available for all twelve months of the year. In the case of 2004 the bylaw was implemented for the months of August through to December. Data for 2006 has now been excluded as it is beyond the five year time frame being reported.

COMMUNICATIONS

The Alarm Co-ordinator will continue to update the Regina Police Service website and distribute the False Alarm Bylaw brochure and the residential and business security pamphlets to permit holders.

Respectfully submitted,

A handwritten signature in black ink, appearing to read 'Troy Hagen', written over the printed name.

Troy Hagen,
Chief of Police

April 24, 2012

To: Members,
Board of Police Commissioners

Re: Monthly Crime Statistics – March 2012

RECOMMENDATION

Receive and file.

CONCLUSION

The crime statistics for the month of March 2012 reflect a decrease in Crimes Against the Person of (-15.8%) compared to March 2011, while Crimes Against Property show a 6.1% increase compared to March 2011.

BACKGROUND

Each month, reports providing statistics for the City of Regina are presented to the Board for their review and information. This report will provide statistics for the month of March 2012. The Communications Centre statistics are included showing the total calls for service.

DISCUSSION

Crimes Against Property reflect an increase of 132 incidents of reported incidents over 2011, for an overall year-to-date increase of 6.1%. We have seen a decrease of (-31) reported incidents of Theft Under \$5000 for a (-3.1%) decrease. There are 117 more reported incidents of Mischief / Wilful Damage for a 27.3% increase. Over the past 12 months the Regina Police is noticing the emerging trend of an increase in reported incidents of Crime Against Property and applying crime prevention and enforcement measures where appropriate.

Thefts of Auto rates show a decrease of (-0.4%) in our year-to-date statistics. The Regina Police Service in conjunction with its partners in the Stolen Auto Strategy continues to pay constant attention to this issue.

Crimes Against the Person reflect a year-to-date decrease of (-119 fewer incidents over March 2011, for a (-15.8%) decrease. There were 18 reported Robberies in March for a year-to-date decrease of (-43) incidents or a reduction of (-48.3%).

Overall the Regina Police Service has received 13 more reported incidents of Crimes Against the Person and Crimes Against Property combined in 2012 over 2011 incidents for a 0.4% increase.

Total dispatched calls for service decreased by (-0.4%); with a reduction in alarm calls of (-22.2%).

RECOMMENDATION IMPLICATIONS

Financial Implications

None with respect to this report.

Environmental Implications

None with respect to this report.

Strategic Implications

None with respect to this report.


Other Implications

None with respect to this report.

COMMUNICATIONS

None with respect to this report.

Respectfully submitted,

A handwritten signature in black ink, appearing to read "Troy Hagen", written over a large, thin, curved line that serves as a decorative flourish or underline.

Troy Hagen,
Chief of Police



Regina Police Service

Statistical Extract
Prepared-April 5, 2012

March 2012

Offence	2012	2011	YTD 2012	YTD 2011	% Change
Crimes against the Person⁴					
Homicide	0	0	1	2	-50.0
Attempt Murder	0	0	0	1	-100.0
Sexual Assaults	10	15	26	25	4.0
Sexual Crime - Other	1	5	1	8	-87.5
Assaults - Level I	137	135	320	354	-9.6
- Level II	37	50	121	140	-13.6
- Level III	2	3	10	8	25.0
Other Assaults	4	6	14	15	-6.7
Robbery	18	31	46	89	-48.3
Kidnapping / Forcible Confinement	0	2	2	4	-50.0
Criminal Harassment / Stalking	1	5	4	14	-71.4
Total Above Violations	210	252	545	660	-17.4
Total Crimes Against the Person¹	234	280	632	751	-15.8
Crimes Against Property					
Arson	8	1	9	7	28.6
Break and Enter – Residence	50	32	157	121	29.8
- Business	19	15	53	57	-7.0
- Other	59	35	130	91	42.9
Total Break and Enter	128	82	340	269	26.4
Theft of Motor Vehicle ²	90	74	222	223	-0.4
Theft Over \$5,000	5	8	16	16	0.0
Theft Under \$5,000	359	332	984	1015	-3.1
Mischief / Wilful Damage	200	164	546	429	27.3
Total Above Violations	790	661	2117	1959	8.1
Total Crimes Against Property¹	856	736	2309	2177	6.1
Total Crimes (Person and Property)	1090	1016	2941	2928	0.4
Other Criminal Code Violations					
Criminal Prostitution	13	11	46	14	228.6
Vehicles Seized / Prostitution Related	0	0	3	1	200.0
Controlled Drug & Substances Act	40	56	121	154	-21.4
Criminal Code Traffic Violations					
Impaired / Exceed	54	62	125	181	-30.9
Dangerous Drive & Other	394	461	1099	1370	-19.8
Other Traffic Violations					
Traffic Tickets Issued ³	3253	3020	8121	6485	25.2
Other Calls for Service					
Alarm Calls for Service	449	572	1409	1810	-22.2
Calls for Service (Comm Centre)	5139	4663	13829	13878	-0.4
Other Calls for Service (Reports taken-no dispatch)	1738	2020	5024	5661	-11.3
Total Calls for Service	6877	6683	18853	19539	-3.5

Note 1: Total included categories not listed above

Note 2: Included "Completed" and "Attempted" –Vehicle Theft

Note 3: Excluded "Inspection Tickets" and "24 Hour, 30Day and 90 Day Suspensions"

Note 4: Counts all the victims of Violent Violations not the Incidents

** Calls For Service are the total number of CAD events generated for police response. CFS totals include CAD events with type code 900 to 963 whether they are dispatched or not.

** Alarms are all CAD events created for police response to alarms defined by the Regina False Alarm Bylaw. Alarm totals are included in Calls for Service totals.



Regina Police Service

March 2012

Appendix 1

Prepared-Apr. 5, 2012

Offence	Reported	Unfounded	Actual	YTD 2012	YTD 2011	% Change
1610 0005 Robbery - Taxi	0	0	0	3	2	50.0
1610 0006 Robbery - Street	9	0	9	20	45	-55.6
1610 0001 Robbery - Pursesnatching	1	0	1	2	9	-77.8
1610 0003 Robbery - Financial Institution	0	0	0	0	1	-100.0
1610 0004 Robbery - Delivery Person	0	0	0	0	2	-100.0
1610 0002 Robbery - Commercial	3	0	3	16	15	6.7
1610 Robbery	5	0	5	8	18	-55.6
Total Above Violations	18	0	18	49	92	-46.7



Regina Police Service

March 2012

Appendix 2
Traffic
Mar. 2012

Tickets Issued	2012 Mar	2011 Mar	2012 YTD	2011 YTD	% Change
Traffic Offence Tickets	3253	3020	8121	6485	25.2
Non-traffic Offence Tickets	94	97	284	232	22.4
Total Tickets	3347	3117	8405	6717	25.1
Warning Tickets	29	166	278	522	-46.7
RID Program					
RID Phone Calls Received	108	145	267	429	-37.8
RID Letters Issued	59	61	107	162	-34.0
RID Other Contact	3	3	3	3	0.0
RID Interceptions	12	14	15	50	-70.0
RID Total (letters +contact+ interceptions)	74	78	125	215	-41.9
RID Impaired Occurrences	4	4	6	23	-73.9
RID Other Occurrences	8	10	9	27	-66.7
RID Impaired Charges	8	6	12	42	-71.4
RID Other Charges	7	8	9	39	-76.9
RID Total Charges	15	14	21	81	-74.1
Cell Phone Charges and Warnings					
Cell Phone Charges (241.1)	41	87	150	210	-28.6
Warning Tickets (for use of cell phone)	1	3	3	5	-40.0

*Tickets-traffic stops include all tickets issued for traffic violations

*Non-traffic tickets include tickets under the Alcohol and Gaming Regulations Act and MunicipalBylaw excluding MunicipalBylaw speeding

*Total number of tickets issued including traffic/AGRA/ and Bylaw

*Warning Tickets include all warning tickets issued

*Other RID Contact = Contact made with Registered Owner/Vehicle Driver prior to letter being sent (no occurrence)

*RID Interception= events where vehicle was stopped by Police as a result of a RID phone call

*Total RID=total RID Letters, Contact and Interceptions made as result of a RID phone call

*RID Impaired Occurrences = number of occurrences where an Impaired Driver was stopped as a result of a RID Phone call

*RID Impaired Charges = number of impaired charges laid on RID occurrences

*RID other Occurrence = number of occurrences where a driver was stopped as a result of a RID phone call - other than Impaired

*RID Other Charges = number of charges laid on RID Occurrences - other than impaired charges

Community Crime Report Regina Police Service

Date Run: 2012/04/05 04:11:45

From: 2012/03/01

To: 2012/03/31

Crime Classes	Al Ritchie	Albert Park	Argyle Park	Boothill	Cathedral	Centre Square	Core Group	Coronation Park	Dewdney East	Dieppe	Eastview	Gardiner Park	Gladmer Park	Hillsdale	Lakeview	Market Square	McNab	Mount Royal	Normanview	Normanview West	North Central	North East	Prairie View	Regent Park	Rosemont	Ross Industrial	Rural	Sherwood Estates	Twin Lakes	University Park	Unverified Address	Uplands	Walsh Acres	Warehouse District	Wascana Park	Whitmore Park	Total
Arson	1	0	0	0	0	0	2	0	0	0	0	0	0	0	0	0	0	0	0	1	1	0	0	1	0	0	0	0	0	0	0	0	0	0	0	0	9
Assault	8	2	1	2	7	2	19	4	16	2	4	1	0	3	4	5	0	1	2	1	53	3	0	1	2	0	0	0	1	6	0	4	11	3	0	171	
B&E (Business)	0	1	1	0	0	1	2	0	0	0	3	0	0	0	0	1	0	0	0	0	2	1	0	0	0	0	0	0	0	0	0	0	0	0	0	0	19
B&E (Garage)	2	1	0	1	2	0	1	2	4	1	3	0	0	0	3	0	0	2	1	1	5	1	0	0	2	0	0	0	0	0	0	2	0	0	0	34	
B&E (Other)	0	2	0	0	0	0	2	8	1	0	2	1	0	1	0	2	0	0	0	0	5	0	1	0	1	2	0	0	1	0	0	0	0	0	0	29	
B&E (Residence)	2	7	0	0	3	3	8	1	3	1	0	0	0	0	2	0	0	0	0	2	9	1	0	2	1	0	0	1	2	0	1	2	0	0	0	52	
Controlled Drugs	1	0	0	0	1	0	5	0	2	0	1	4	1	1	0	2	0	0	0	1	7	5	1	1	0	1	0	0	1	0	0	0	0	3	0	40	
Crimes Against Property(2150-2166)	2	4	1	1	2	0	8	5	6	0	2	4	0	1	1	2	1	0	3	0	9	4	1	0	0	0	0	0	4	1	7	0	3	1	0	1	74
Dangerous Operation	0	0	0	0	0	0	2	1	0	0	0	0	0	0	0	0	0	0	0	0	1	0	0	0	0	1	0	0	0	2	0	0	0	0	0	7	
HWY Traffic Violation	6	19	11	2	13	10	18	4	12	2	16	19	1	14	8	17	3	5	8	4	41	21	1	7	5	10	0	1	5	2	38	0	7	15	9	0	354
Impaired Operation	1	2	2	1	4	0	5	3	4	1	3	1	0	1	1	6	0	1	2	0	17	4	0	0	0	1	0	0	1	0	1	1	1	1	0	0	65
Municipal ByLaws	0	0	0	0	0	0	0	0	0	0	0	0	0	0	0	0	0	0	1	0	1	0	0	0	0	0	0	0	0	0	0	0	0	0	0	0	2
Offensive Weapons	0	0	0	0	2	0	2	0	1	0	0	0	0	0	0	2	0	0	0	0	5	0	0	0	0	1	0	0	0	0	0	0	0	0	0	0	13
Other Criminal Code Traffic	3	2	0	0	1	1	2	5	1	0	1	1	0	3	0	2	0	0	0	1	8	6	1	1	2	3	0	0	0	0	0	0	2	0	0	0	46
Other Federal Statute Violations	0	0	0	0	1	1	6	1	1	0	0	0	0	0	1	1	0	0	0	0	3	0	0	0	0	1	0	1	0	0	0	0	0	2	0	19	

Community Crime Report Regina Police Service

Date Run: 2012/04/05 04:11:45

From: 2012/03/01

To: 2012/03/31

Other Theft Under	5	5	2	0	7	5	7	5	7	3	3	14	1	5	4	10	2	1	0	1	16	1	2	1	1	3	0	0	2	0	5	0	4	3	1	130	
OtherCrimina ICode (A)	13	2	0	0	4	4	55	8	6	0	8	3	3	3	0	173	0	1	1	1	49	9	2	1	2	1	0	1	3	0	3	0	2	6	1	0	365
OtherCrimina ICode (B)	0	0	0	0	0	0	3	1	1	0	2	0	0	0	0	2	0	0	0	0	0	0	0	0	0	0	0	0	0	0	0	0	0	0	0	0	9
Property Damage	7	9	4	0	10	8	10	15	15	0	2	6	0	7	1	7	2	8	0	4	35	6	4	2	7	5	0	2	7	12	2	4	8	5	0	221	
Prostitution	0	0	0	0	0	0	1	1	0	0	0	0	0	0	0	0	0	0	0	10	0	0	0	0	0	0	0	0	0	1	0	0	0	0	0	0	13
Provincial Statutes	2	8	0	1	2	4	43	3	8	0	5	4	3	3	2	144	0	1	1	1	32	2	0	2	0	2	0	0	0	2	1	0	4	0	1	281	
Sexual Assault	0	0	0	1	0	0	1	0	2	0	0	0	0	0	0	0	0	1	2	0	0	0	0	1	0	0	0	0	3	0	1	0	0	0	0	12	
Shoplift Under	1	2	6	0	0	1	1	1	3	0	0	16	3	1	0	21	0	0	0	2	2	3	0	0	0	1	0	0	2	0	0	0	2	8	0	0	76
Special Inq (8510-8665)	23	10	1	15	2	102	21	36	4	7	12	7	15	12	18	5	6	4	4	97	14	3	13	13	1	0	10	6	3	117	11	4	3	5	2	616	
Special Inq (8670-8814)	20	20	9	5	26	14	30	23	33	3	26	10	3	10	30	2	6	8	5	107	34	4	11	9	30	1	2	4	7	14	3	19	9	1	567		
Theft From Auto Over	1	0	0	0	0	0	0	1	0	0	0	0	0	1	0	0	0	0	0	2	0	0	0	0	0	0	0	0	0	0	0	0	0	0	0	0	5
Theft From Auto Under	5	5	2	1	6	13	16	8	15	0	4	7	2	4	5	8	3	9	0	2	8	5	1	0	7	5	0	0	1	2	8	2	9	15	2	0	180
Theft of Motor Vehicle V.A., VT	5	2	0	0	0	4	6	2	3	0	3	1	0	0	2	1	0	0	0	0	18	5	2	5	3	7	0	0	1	4	2	3	1	0	1	82	
Theft of Other Vehicle VM, VO	1	0	0	0	0	0	0	0	0	0	0	0	0	0	1	0	0	0	0	1	0	0	2	0	0	0	0	0	0	0	0	0	0	0	0	0	6
Violence/Threat	2	4	2	0	1	1	9	2	1	0	0	1	0	1	1	2	1	0	0	9	2	1	0	1	0	0	0	0	0	1	1	1	0	0	0	44	
Total	111	107	51	16	107	74	366	124	182	17	95	105	24	74	58	456	19	42	33	31	553	127	24	49	58	82	1	23	40	25	226	24	71	97	42	7	354

2 / 2 Note: This report includes all violations, not just the Most Serious Violation.

The crime classes are taken from the UCR so the results are contingent on the UCR reports have been completed for the time period specified.

Show Non Reportable Incidents: No

Show Unfounded Incidents: No

Show Unverified Incidents: No

Community Crime Report Regina Police Service

Date Run: 2012/04/05 04:10:44

From: 2012/01/01

To: 2012/03/31

Crime Classes	Al Ritchie	Albert Park	Argyle Park	Boothill	Cathedral	Centre Square	Core Group	Coronation Park	Dewdney East	Dieppe	Eastview	Gardiner Park	Gladmer Park	Hillsdale	Lakeview	Market Square	McNab	Mount Royal	Normanview	Normanview West	North Central	North East	Prairie View	Regent Park	Rosemont	Ross Industrial	Rural	Sherwood Estates	Twin Lakes	University Park	Unverified Address	Uplands	Walsh Acres	Warehouse District	Wascana Park	Whitmore Park	Total	
Arson	2	0	0	0	0	0	2	0	0	0	0	0	0	0	0	0	0	0	0	1	1	0	0	0	1	0	0	1	0	0	0	1	0	0	0	10		
Assault	26	17	2	3	20	6	48	15	36	4	9	5	2	8	11	10	0	4	10	4	121	13	3	7	7	3	0	7	5	2	17	2	9	15	4	0	455	
B&E (Business)	0	3	1	0	0	5	2	0	0	0	8	0	0	1	1	2	0	0	0	0	10	4	0	0	1	11	0	0	0	0	0	0	0	7	0	0	56	
B&E (Garage)	5	4	1	2	8	1	4	4	4	1	5	0	0	2	8	0	1	4	1	1	16	9	0	0	3	0	0	1	0	0	0	2	0	0	0	0	87	
B&E (Other)	1	3	0	0	0	1	4	10	2	0	2	2	0	1	0	2	1	0	0	0	6	1	1	0	1	7	0	0	0	2	0	0	3	0	0	50		
B&E (Residence)	7	8	1	0	12	4	14	5	7	3	5	1	0	2	9	0	4	2	1	3	45	3	1	3	3	0	0	5	2	1	2	2	5	0	0	1	161	
Controlled Drugs	4	2	0	0	2	0	10	4	4	0	8	4	4	3	3	12	0	0	2	1	26	10	2	3	1	2	0	2	0	1	0	3	3	5	0	0	121	
Crimes Against Property(2150-2166)	10	14	4	2	6	5	13	8	13	0	7	14	2	3	7	9	1	3	5	1	35	9	1	2	4	4	0	1	4	1	18	0	5	7	0	1	219	
Dangerous Operation	0	3	0	0	3	1	5	4	0	0	4	0	2	0	1	0	0	0	0	0	6	1	0	0	3	0	1	0	0	2	0	0	0	0	0	0	0	39
Deprivation of Freedom	2	0	1	0	0	0	0	0	0	0	0	0	0	0	0	0	0	0	0	0	1	1	0	0	0	0	0	0	0	0	0	0	0	0	0	0	5	
HWY Traffic Violation	24	48	25	4	32	25	55	34	39	4	25	62	6	30	20	40	7	6	18	11	118	47	3	15	16	31	0	2	11	11	100	2	23	31	16	9	950	
Impaired Operation	5	4	3	1	8	2	12	6	8	1	6	1	0	4	2	12	0	2	2	1	31	10	0	1	3	4	0	0	3	0	3	0	1	3	8	3	0	150
Municipal ByLaws	0	0	0	0	0	1	1	1	2	1	0	0	0	1	0	0	0	0	1	0	5	1	0	0	0	0	0	0	1	0	0	0	0	0	0	0	0	15
Offensive Weapons	1	1	0	0	4	0	3	1	5	0	0	0	0	0	0	3	0	0	0	0	15	0	0	1	1	2	0	1	2	0	0	0	2	1	0	0	43	
Other Criminal Code Traffic	7	4	3	1	7	3	7	9	3	0	2	4	2	7	2	6	0	1	0	3	23	8	1	2	4	7	0	1	2	1	2	1	4	6	1	1	135	

1 / 3 Note: This report includes all violations, not just the Most Serious Violation.

The crime classes are taken from the UCR so the results are contingent on the UCR reports have been completed for the time period specified.

Show Non Reportable Incidents: No

Show Unfounded Incidents: No

Show Unverified Incidents: No

Community Crime Report Regina Police Service

Date Run: 2012/04/05 04:10:44

From: 2012/01/01

To: 2012/03/31

Crime Classes	Al Ritchie	Albert Park	Argyle Park	Boothill	Cathedral	Centre Square	Core Group	Coronation Park	Dewdney East	Dieppe	Eastview	Gardiner Park	Gladmer Park	Hillsdale	Lakeview	Market Square	McNab	Mount Royal	Normanview	Normanview West	North Central	North East	Prairie View	Regent Park	Rosemont	Ross Industrial	Rural	Sherwood Estates	Twin Lakes	University Park	Unverified Address	Uplands	Walsh Acres	Warehouse District	Wascana Park	Whitmore Park	Total	
Other Federal Statute Violations	0	0	0	0	3	1	44	2	2	0	1	0	0	0	1	6	0	1	0	0	13	3	0	1	0	1	0	2	0	0	0	0	1	2	0	85		
Other Theft Over	0	0	0	0	0	1	0	1	1	0	2	0	1	0	0	1	0	0	0	0	0	0	0	0	0	0	0	0	0	0	2	0	0	0	0	9		
Other Theft Under	12	16	7	1	17	11	22	12	20	5	9	43	2	15	10	17	3	1	1	2	52	9	4	3	8	9	0	1	11	1	11	0	9	17	8	1	370	
OtherCrimina ICode (A)	28	16	3	0	12	12	165	13	20	2	14	12	11	8	5	647	0	4	3	4	157	38	4	4	4	11	0	5	5	0	8	11	21	3	0	125		
OtherCrimina ICode (B)	0	1	0	0	4	0	5	1	3	0	3	1	0	0	1	8	0	0	1	0	7	2	0	1	0	0	1	1	0	0	1	2	0	1	0	1	44	
Property Damage	30	14	6	0	25	15	35	26	32	3	8	15	3	16	10	27	5	10	6	6	120	19	9	4	12	11	0	7	12	12	24	8	15	29	8	1	583	
Prostitution	0	0	0	0	0	0	4	5	0	0	0	0	0	0	0	1	0	0	0	0	35	0	0	0	0	0	0	0	0	1	0	0	0	0	0	0	0	46
Provincial Statutes	25	26	0	1	12	15	169	24	19	2	10	9	8	6	11	407	0	3	5	6	120	28	3	4	2	3	0	1	3	4	8	5	2	11	6	1	959	
Sexual Assault	0	1	0	1	1	0	1	0	6	0	0	0	0	0	0	0	0	1	7	0	3	4	0	0	1	0	0	0	0	4	0	1	0	0	0	0	31	
Shoplift Under	2	17	16	0	0	1	1	1	5	0	0	57	7	1	0	79	0	0	2	9	24	0	0	0	0	4	0	0	6	0	1	0	10	20	0	0	263	
Special Inq (8510-8665)	80	58	38	11	57	25	339	71	124	14	45	49	22	53	51	65	21	24	28	13	413	72	24	32	45	12	1	30	25	13	332	27	37	21	14	7	229	
Special Inq (8670-8814)	77	65	27	10	83	37	168	90	101	9	70	40	16	53	46	100	24	14	15	29	289	93	9	34	32	95	2	11	23	34	42	9	55	64	43	14	192	
Theft From Auto Over	1	0	0	0	0	0	1	0	1	0	0	0	0	1	0	0	0	0	0	2	1	0	0	0	0	0	0	0	0	0	0	0	0	0	0	0	0	7
Theft From Auto Under	19	11	5	4	13	19	32	18	34	1	9	15	5	16	11	21	4	10	6	2	30	20	1	2	13	10	0	0	3	7	13	6	19	39	3	2	423	
Theft of Motor Vehicle V.A., VT	16	4	2	2	5	6	14	8	13	1	8	5	0	3	8	4	0	1	2	0	33	9	4	7	7	17	0	1	4	1	7	3	5	9	0	1	210	

2 / 3 Note: This report includes all violations, not just the Most Serious Violation.

The crime classes are taken from the UCR so the results are contingent on the UCR reports have been completed for the time period specified.

Show Non Reportable Incidents: No

Show Unfounded Incidents: No

Show Unverified Incidents: No

Community Crime Report Regina Police Service

Date Run: 2012/04/05 04:10:44

From: 2012/01/01

To: 2012/03/31

Crime Classes	Al Ritchie	Albert Park	Argyle Park	Boothill	Cathedral	Centre Square	Core Group	Coronation Park	Dewdney East	Dieppe	Eastview	Gardiner Park	Gladmer Park	Hillsdale	Lakeview	Market Square	McNab	Mount Royal	Normanview	Normanview West	North Central	North East	Prairie View	Regent Park	Rosemont	Ross Industrial	Rural	Sherwood Estates	Twin Lakes	University Park	Unverified Address	Uplands	Walsh Acres	Warehouse District	Wascana Park	Whitmore Park	Total	
Theft of Other Vehicle VM, VO	1	0	0	0	0	0	0	1	0	0	0	0	0	2	1	0	0	0	0	0	1	1	0	2	0	0	0	0	1	0	0	0	0	0	0	0	0	11
Violation Causing Death	1	0	0	0	0	0	0	0	0	0	0	0	0	0	0	0	0	0	0	0	0	0	0	0	0	0	0	0	0	0	0	0	0	0	0	0	0	1
Violence/Threat	4	8	3	1	3	3	19	3	7	0	2	5	1	6	5	9	1	3	1	0	25	5	2	1	3	0	0	1	1	2	4	1	4	2	0	0	2	137
Total	390	348	148	44	337	200	119	377	511	51	262	344	94	242	224	148	72	94	115	90	176	445	72	129	175	247	3	83	125	93	599	73	229	318	116	42	111	47

3 / 3 Note: This report includes all violations, not just the Most Serious Violation.

The crime classes are taken from the UCR so the results are contingent on the UCR reports have been completed for the time period specified.

Show Non Reportable Incidents: No

Show Unfounded Incidents: No

Show Unverified Incidents: No

COMMUNICATIONS CENTRE STATISTICS

2012 ANNUAL REPORT

MONTH	*ADMIN CALLS OFFERED	**ADMIN CALLS ANSWERED	***% CALLS ABANDONED	****CALLS FOR SERVICE OFFERED	*****CALLS 911 CALLS	*****% 911 CALLS ABANDONED	*****ALARMS
JANUARY	14050	13435	5	4660	5304	4384	17
FEBRUARY	12739	12173	5	4030	4923	3981	19
MARCH	14956	13928	5	5139	6033	4936	18
APRIL							
MAY							
JUNE							
JULY							
AUGUST							
SEPTEMBER							
OCTOBER							
NOVEMBER							
DECEMBER							
TOTAL	41745	39536	5	13829	16260	13301	18
AVERAGE	13915	13179	5	4610	5420	4434	470

****CFS exclude Traffic Stops, Traffic Pursuits, Subject Stops, Subject Pursuits, Private Seizures & Test Calls
 *** CFS are based on midnight to midnight

As of June 1, 2010, the CFS stats DO NOT include 10-10 calls.

These statistics have been verified and should be used for all public release information.

April 24, 2012

To: Members,
Board of Police Commissioners

Re: Letters of Appreciation

RECOMMENDATION

That this report be received and filed.

CONCLUSION

Copies of letters are being filed with the Board for information purposes.

BACKGROUND

The attached copies of letters have been received from the following:

- Chris Pasloske
- Sean Tucker, Faculty of Business Administration, UofR
- Alex
- Lonnie Dynna, Saskatchewan Police College
- Saskatchewan Legislative Internship Program

DISCUSSION

Comments pertaining to any specific letter are welcome.

RECOMMENDATION IMPLICATIONS

Financial Implications

None with respect to this report.

Environmental Implications

None with respect to this report.

Strategic Implications

None with respect to this report.

Other Implications


None with respect to this report.

COMMUNICATIONS

Copies of letters are forwarded to:

- Member
- Supervisor
- Human Resources for personal file
- Department bulletin board

Respectfully submitted,



Troy Hagen
Chief of Police

Garner, Judy

From: Hagen, Troy
Sent: Wednesday, April 04, 2012 11:50 AM
To: Williams, Heather
Cc: Boivin, Marie; Baumgartner, Jo; Mohr, Louise; Garner, Judy
Subject: FW: Compliment Received

Hello Heather,

The caller below expressed sincere appreciation for your professionalism when he spoke to you. I want to express my appreciation for representing our Service in a positive manner. By demonstrating understanding and empathy in your work you are providing excellent service to the community.

Thank-you,

Troy Hagen, Chief

From: Boivin, Marie
Sent: Thursday, March 29, 2012 10:17 AM
To: Hagen, Troy
Subject: Compliment Received


Hello,

This morning HQ received a call from Mr. Chris Pasloske. He called in earlier today to report an incident with his car and spoke with Heather Williams in PIEM. Mr. Pasloske wanted to relay to us that Heather was absolutely fantastic to deal with. She was very understanding and empathetic toward Mr. Pasloske and he wanted her to know how deeply appreciative he was for her help.

Thank you.

Marie Boivin | Administrative Co-ordinator | Regina Police Service
P.O. Box 196 | Regina, SK | Canada | S4P 2Z8 | ph. (306) 777-6612 | fax (306) 347-0889
email: mboivin@police.regina.sk.ca





March 23, 2012

Dear Chief of Police Hagen:

Recently, Staff Sergeant Sheree Ortman was a guest lecturer in three of my undergraduate human resource management classes at the University of Regina. Her lecture on employment equity and bona fide occupational qualifications was very well received by students. In fact, several students have insisted that Shree be invited to speak to next year's classes. I could not agree more. Sheree's talk presented both topics fairly and in a way that students could easily understand.

I have also had the privilege of having Sheree as a student in a graduate course that I taught last year. During the course, Sheree had a positive effect on other students in the class and since then she has mentored students who are just beginning their careers.

I wanted you to know about Sheree's contributions to student development at the University of Regina. In my opinion, Sheree has considerable leadership potential and is a real asset to this community.

Please feel free to pass along my comments to others.

Kind regards,

A handwritten signature in black ink, appearing to be "Sean Tucker".

Sean Tucker, PhD
Assistant Professor
Faculty of Business Administration
University of Regina

Mar 27/12
Sheree:
Thank you for sharing
your knowledge with
our future Leaders.
Your efforts are
appreciated by all.
L. Man O'Leary

Message from RPS website


information@reginapolice.ca [information@reginapolice.ca]

Sent: March 14, 2012 11:44 PM**To:** information@reginapolice.ca

IP Address: 24.72.92.97**Date Time:** March 15, 2012, 5:44:40 am**Your Name:** Alex**Your E-mail:****Your Message:** Thanks...Where's a cop when you need one?

I work at the CCRL expansion project and often have to wait at the light at McDonald and Ross in the morning. Usually a lot of traffic bypasses the line half in the ditch on the right and I always fear being sideswiped. This often includes loaded 18 wheel trucks as it did yesterday. This morning the action was much the same but they were met by a Regina police department officer who was handling the situation with lights flashing. Please say good job to that officer and keep up the good work in that area. Oh, this thought is shared by those fellow workers I spoke to about this today.

21/03/12
We were glad to
be able to help out
in this way.
Chris - NABEN



March 20, 2012

Chief Troy Hagen
Regina Police Service
P.O. Box 196
1717 Osler St.
Regina, SK S4P 2Z8

Dear Chief Hagen,

Re: Police Managers Course #25, March 5 – 16, 2012 (Part 1)

On behalf of the Saskatchewan Police College I wish to thank you for taking time out of your busy schedule to present the business case “One Week in Heron City: Case A” and share your expertise on the current issues effecting policing.

Feedback from course candidates was very positive and they wished there had been more time for your presentation.

Once again your dedication and commitment to the Saskatchewan Police College and to policing remains at the forefront.

Yours Truly,


A handwritten signature in black ink, appearing to read "Lonnie Dynna".

Lonnie Dynna
Assistant Director
Saskatchewan Police College

LD/km

20/3/12
Glad to help
out.
T. NAGEW

March 27, 2012



Chief Troy Hagen
Regina Police Service
1717 Osler Street
Regina, Saskatchewan
S4P 3W3

Dear Chief Hagen:

Thank you for taking time to meet with us and to introduce us to the Regina Police Service. We hear a lot about crime and crime prevention in the Legislature, and heard even more about it on our recent trip through Ottawa – so we appreciated hearing your perspectives on the debate. When future interns are arranging meetings, we will strongly encourage them to contact you again.

Lastly, a quick pitch for the program – SLIP is always looking for capable young recruits, so if you know of any motivated candidates, be sure to send them our way.

Sincerely,

The 2012 Saskatchewan Legislative Interns

A handwritten signature in cursive script, appearing to read "Elliott Bourgeault".

Elliott Bourgeault

A handwritten signature in cursive script, appearing to read "Cody Gieni".

Cody Gieni

A handwritten signature in cursive script, appearing to read "Jason Keifer".

Jason Keifer

A handwritten signature in cursive script, appearing to read "Reagan Reese Seidler".

Reagan Reese Seidler

6/11/10 To help out.
T. HAVEN
5/4/12



Saskatchewan Legislative Internship Program

231 Legislative Building
2405 Legislative Drive
Regina, Saskatchewan
S4S 0B3

Tel: (306) 787-2377
Fax: (306) 787-0408

