



## ARCHIVED - Archiving Content

### Archived Content

Information identified as archived is provided for reference, research or recordkeeping purposes. It is not subject to the Government of Canada Web Standards and has not been altered or updated since it was archived. Please contact us to request a format other than those available.

## ARCHIVÉE - Contenu archivé

### Contenu archivé

L'information dont il est indiqué qu'elle est archivée est fournie à des fins de référence, de recherche ou de tenue de documents. Elle n'est pas assujettie aux normes Web du gouvernement du Canada et elle n'a pas été modifiée ou mise à jour depuis son archivage. Pour obtenir cette information dans un autre format, veuillez communiquer avec nous.

This document is archival in nature and is intended for those who wish to consult archival documents made available from the collection of Public Safety Canada.

Some of these documents are available in only one official language. Translation, to be provided by Public Safety Canada, is available upon request.

Le présent document a une valeur archivistique et fait partie des documents d'archives rendus disponibles par Sécurité publique Canada à ceux qui souhaitent consulter ces documents issus de sa collection.

Certains de ces documents ne sont disponibles que dans une langue officielle. Sécurité publique Canada fournira une traduction sur demande.

**2009**

**ANNUAL STATISTICAL REPORT**



**TORONTO POLICE SERVICE**



TABLE OF CONTENTS

<b>GLOSSARY .....</b>	<b>1</b>
<b>INTRODUCTION AND HIGHLIGHTS .....</b>	<b>3</b>
<b>STATISTICS AT A GLANCE .....</b>	<b>4</b>
<b>PERSONNEL AND BUDGET</b>	
UNIFORM STRENGTH, EXPENDITURES & DISTRIBUTION .....	5
GROSS OPERATING BUDGET .....	5
POLICE PERSONNEL BY RANK AND CLASSIFICATION .....	6
POLICE PERSONNEL BY DIVISION AND FIELD COMMAND .....	7
<b>COMMUNICATIONS</b>	
CALLS RECEIVED AT COMMUNICATIONS CENTRE .....	8
AT&T LANGUAGE LINE SERVICE .....	8
ALARM CALLS .....	8
<b>MISCELLANEOUS STATS</b>	
COMMUNITY BASED POLICING .....	9
MAJOR CULTURAL AND OTHER EVENTS .....	9
HATE/BIAS .....	9
INDUSTRIAL LIAISON .....	9
CRIME STOPPERS .....	9
FLEET .....	9
<b>COMPLAINTS AGAINST POLICE</b>	
COMPLAINTS INVESTIGATED .....	10
ALLEGATION TYPE .....	10
INVESTIGATION OUTCOME .....	10
<b>GENERAL DATA BY DIVISION AND COMMAND</b>	
POPULATION/EXPENDITURE/SIZE .....	11
DISPATCHED CALLS FOR SERVICE .....	11
STOLEN/RECOVERED VEHICLES .....	11
STOLEN BICYCLES .....	11
<b>GENERAL CRIME INFORMATION</b>	
OFFENCE TOTALS	
<i>Overall Crime</i> .....	12
<i>Homicides</i> .....	12
<i>Robberies (Financial Institutions)</i> .....	12
<i>Break and Enters</i> .....	13
<i>Sexual Assaults</i> .....	14
<i>Non-Sexual Assaults</i> .....	14
<i>All Robberies</i> .....	14
CRIMES REPORTED BY CATEGORY OVER LAST FIVE YEARS .....	15
CRIMES REPORTED BY CATEGORY BY UNIT .....	16
OFFENCE TOTALS BY VICTIM AGE AND GENDER	
<i>Sexual Assaults</i> .....	17
<i>Non-Sexual Assaults</i> .....	17
<i>All Robberies</i> .....	17
<i>ALL VIOLENT OFFENCES</i> .....	18
SELECTED OFFENCES AGAINST POLICE .....	18
PERSONS CHARGED BY ACCUSED AGE AND GENDER	
<i>All Violent Offences</i> .....	18

## TABLE OF CONTENTS

<i>Break and Enter</i> .....	19
<i>Non-Sexual Assaults</i> .....	19
<i>Sexual Assaults</i> .....	19
<i>Robbery</i> .....	20
<i>Controlled Drugs and Substances Act</i> .....	20
<i>Drinking and Driving</i> .....	20
 <b>CRIMINAL CODE OFFENCES REPORTED AND CLEARED</b>	
COMMAND AND SERVICE TOTALS.....	21
CENTRAL FIELD	
<i>11-14 Division</i> .....	22
<i>51-55 Division</i> .....	23
AREA FIELD	
<i>22-23 Division</i> .....	24
<i>31-33 Division</i> .....	24
<i>41-43 Division</i> .....	25
 <b>TRAFFIC COLLISIONS AND OFFENCES</b>	
COLLISIONS	
<i>Fatalities</i> .....	26
<i>Persons Injured</i> .....	26
<i>Property Damage</i> .....	26
PERSONS CHARGED AND R.I.D.E. DATA	
<i>Criminal Code Driving Offences By Unit</i> .....	27
<i>R.I.D.E. Information</i> .....	27
<i>Criminal Code Driving Offences By Accused Age and Gender</i> .....	28
 <b>PERSONS CHARGED/CHARGES LAID</b>	
CRIMINAL CODE/ FEDERAL STATUTE - CHARGES LAID BY UNIT.....	29
PROVINCIAL OFFENCE AND BY-LAWS - CHARGES LAID BY UNIT.....	30
 <b>FIREARM SEIZURES AND THEFTS</b>	
SEIZURES.....	31
REPORTED STOLEN.....	31
THEFTS - BY PREMISE TYPE.....	31
CRIME GUN - FIREARM TYPE.....	32
CRIME GUN - FIREARM CLASSIFICATION.....	32
STOLEN FIREARMS – RECOVERED BY TORONTO POLICE SERVICE.....	32
TOP 10 MANUFACTURERS BY FIREARM TYPE.....	33
TOP 5 CALIBRES BY FIREARM TYPE.....	33
TYPES OF FIREARMS STOLEN AND RECOVERED IN TORONTO.....	33
TOP 20 OFFENCES RELATED TO FIREARMS SEIZED.....	34
SHOOTING LOCATIONS.....	34
 FIREARMS CLASSIFICATION DEFINITIONS.....	 APPENDIX A
<small>(Refers to Crime-Gun Firearms Classification on page 32)</small>	

## TABLE OF CONTENTS

**% CHANGE:**

The percent increase or decrease from the previous year.

**% CLEAR:**

The percentage of offences reported in a given year which have been cleared.

**Adult:**

A person who is 18 years of age or greater.

**A.F.C.:**

Area Field Command

**C.F.C.:**

Central Field Command

**Cleared:**

An offence can be considered cleared when a charge is laid, recommended or the person(s) who committed the offence has been identified and no charge has been laid for some reason.

**Criminal Code Traffic Offences:**

Includes dangerous driving, impaired driving, refuse breath/blood sample and failure to remain at the scene of an accident.

**Drug Offences:**

Involves offenders under the Controlled Drugs and Substances Act. These offences include possession, trafficking, import/export, and production of various illicit, controlled and restricted drugs.

**Municipal Bylaws:**

Includes violations under the City of Toronto Municipal By-Laws.

**NSA:**

Not Specified Area. Generally these relate to offences that have been reported to the Service but occurred outside Toronto or at an undetermined location.

**Offence:**

An offence is categorized as a violation against any Federal, Provincial or Municipal statute/by-law.

**Other Criminal Code Offences:**

Any other Criminal Code offences. For example bail violations, arson, and disturbing the peace are included in other Criminal Code Offences.

**Other Federal Statutes:**

Any Federal statute other than the Criminal Code and Controlled Drugs and Substances Act..

**Persons Charged:**

A person that is arrested and/or charged with an offence.

**Property Offences:**

Property crime includes unlawful acts committed for the purpose of attaining or interfering with the use of property, but does not involve the use or threat of violence against an individual. Property crime includes actual and attempted motor vehicle theft, other theft, actual and attempted break and enter, possession of stolen property, mischief and fraud.

**Provincial Acts:**

Includes all violations under Provincial statutes with the exception of traffic related statutes. Some examples include the Coroner's Act, Environmental Protection Act, Mental Health Act and the Liquor Licence Act.

## TABLE OF CONTENTS

**Rate:**

Rate of crime per 100,000 population.

**Reported:**

Number of Offences Reported.

**Violent Offences:**

Crimes involving the application or threat of application of force to a person. They include homicide, attempted murder, sexual assault, non-sexual assault, other sexual offences, abduction and robbery.

**Young Offender:**

A Person who is between 12 and 17 years of age.

**Crime Gun:**

The National Weapons Enforcement Support Team (NWEST) defines a crime gun as “any firearm that is illegally possessed, used in crime or suspected to have been used in a crime, or has an obliterated serial number”

**Source Data:**

The crime related data contained in this report are derived from a number of computer sources. These systems include, but are not limited to:

eCOPS	-	Enterprise Case Occurrence Processing System
COPS	-	Computerized Occurrence Processing System
CIPS	-	Criminal Information Processing System

These systems are continuously being updated and as a result some changes to statistics published in previous statistical reports should be expected.

Crime statistics contained in this report are based on the date that the information was reported or became known to police. This is done to minimize changes in reported statistics year over year and to enable some degree of comparability with statistics reported by Statistics Canada.

Other data comes from a mixture of automated and manual systems maintained by the individual units responsible.

**Comparing Crime Statistics:**

The statistics in this report count all offences reported to the police. As a result, a single incident reported to police may generate more than one offence.

It is not recommended that the crime statistics in this report be compared to crime statistics prepared by other agencies due to the fact that different methods of categorization, geographic, technical, data and time constraints may affect the outcome.

Although comparing exact numbers is not recommended, the general trends and magnitude of change should be similar regardless of the counting method.

Detailed information pertaining to Statistics Canada crime reporting method can be found in the Uniform Crime Reporting Survey documents posted on the Statistics Canada website, <http://www.statcan.gc.ca>.

**Highlights:**

In 2009 there was a 4% decrease in overall reported crime. This translates to a reduction of approximately of 7,000 offences.

Murders showed a slight decrease of 69 murders following a sharp decrease of 16.7% from 2007 to 2008.

Sexual assaults are up by approximately 4% following a 1% decrease the previous year.

Vehicles reported stolen decreased by 19% with a little over 1,200 fewer vehicles taken in 2009 when compared to the previous year.



STATISTICS AT A GLANCE

Total Criminal Code			
2008	2009	Change	% Change
191,569	184,195	-7,374	-3.8

Crimes Against Person			
Violent Crime			
2008	2009	Change	% Change
32,782	31,919	-863	-2.6
Murders			
2008	2009	Change	% Change
70	62	-8	-11.4
Sexual Assaults*			
2008	2009	Change	% Change
2,569	2,667	98	3.8
Non-Sexual Assaults			
2008	2009	Change	% Change
23,919	22,964	-955	-4.0
Robberies (Financial)			
2008	2009	Change	% Change
205	224	19	9.3
Robberies (Other)			
2008	2009	Change	% Change
5,288	5,220	-68	-1.3

Crimes Related to Property			
Property Crime			
2008	2009	Change	% Change
107,679	105,066	-2,613	-2.4
Break and Enter (House) **			
2008	2009	Change	% Change
5,074	5,384	310	6.1
Break and Enter (Apartment) **			
2008	2009	Change	% Change
3,889	3,294	-595	-15.3
Break and Enter (Business) **			
2008	2009	Change	% Change
3,969	3,684	-285	-7.2
Stolen Vehicles			
2008	2009	Change	% Change
6,688	5,449	-1,239	-18.5
Other Crime			
2008	2009	Change	% Change
46,910	43,298	-3,612	-7.7

Traffic Related Information			
Collisions (Fatalities)			
2008	2009	Change	% Change
51	45	-6	-11.8
Collisions (Injury)			
2008	2009	Change	% Change
11,051	11,576	525	4.8
Collisions (Property Damage)			
2008	2009	Change	% Change
44,836	44,653	-183	-0.4
Criminal Code Traffic			
2008	2009	Change	% Change
4,198	3,912	-286	-6.8
R.I.D.E Vehicles Stopped			
2008	2009	Change	% Change
408,429	409,274	845	0.2
R.I.D.E. Charges Laid			
2008	2009	Change	% Change
380	490	110	28.9

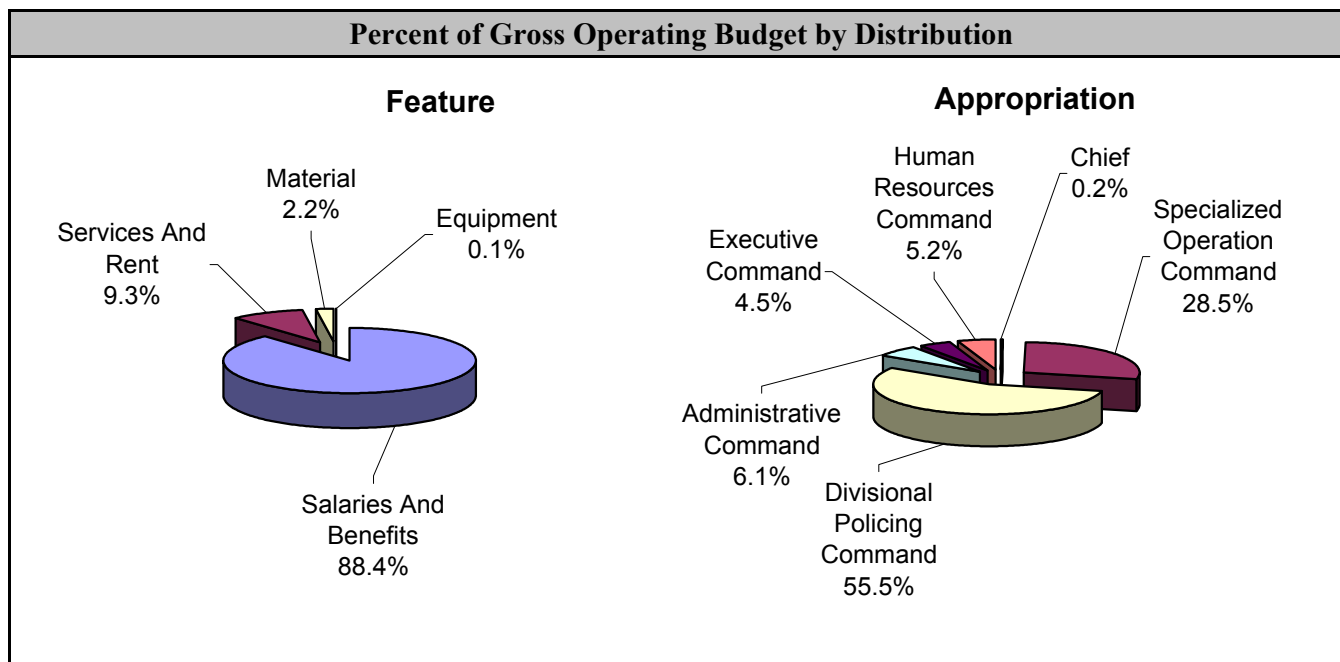
\*Includes "non-assaultive" sexual offences (e.g. Invitation to Sexual Touching, Sexual Exploitation etc)

\*\*In this report: Includes attempt break and enter

Uniform Strength and Expenditures					
	2005	2006	2007	2008	2009
Population Served	2,696,909	2,724,784	2,750,360	2,776,175	<b>2,802,233</b>
Uniform Strength	5,227	5,376	5,557	5,457	<b>5,651</b>
Uniform Strength:Population	1:516	1:507	1:495	1:509	<b>1:496</b>
Actual Expenditures(Gross)	760,791,946	807,718,098	829,038,200	881,825,300	<b>925,470,646</b>
Per Capita Cost*	282.1	296.4	301.4	317.6	<b>330.3</b>

\* Estimate (based on projected expenditures).

Gross Operating Budget			
Year	Budget (\$)	Change	% Change
2005	753,856,800	46,088,900.0	6.5
2006	790,965,700	37,108,900	4.9
2007	829,038,200	38,072,500	4.8
2008	881,825,300	52,787,100	6.4
<b>2009</b>	<b>917,066,700</b>	<b>35,241,400</b>	<b>4.0</b>



PERSONNEL AND BUDGET

Uniform Staff					
Rank	2005	2006	2007	2008	2009
Chief	1	1	1	1	1
Deputy Chief	4	4	4	4	4
Staff Superintendent	6	6	6	6	6
Superintendent	22	22	24	23	24
Staff Inspector	24	24	23	21	20
Inspector	35	40	41	43	46
Staff Sergeant/Detective Sergeant	271	262	275	268	274
Sergeant/Detective	903	925	948	959	986
Police Constable	3,961	4,092	4,235	4,132	4,290
<b>Total Uniform Strength</b>	<b>5,227</b>	<b>5,376</b>	<b>5,557</b>	<b>5,457</b>	<b>5,651</b>

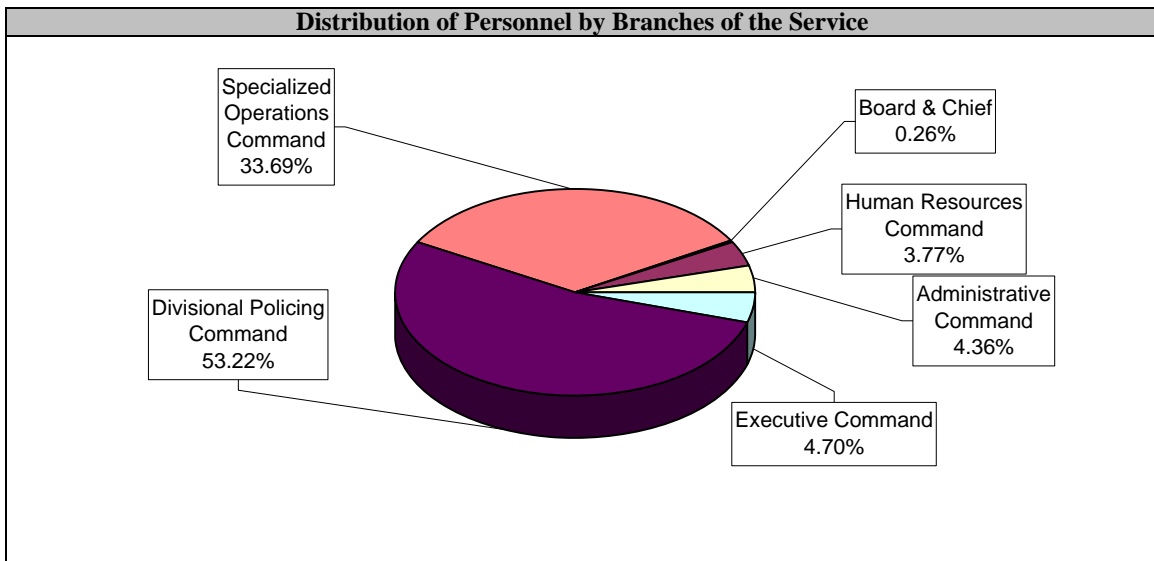
Civilian Staff					
Classification	2005	2006	2007	2008	2009
Chief Administrative Officer- Policing	1	1	1	1	1
Director	5	6	6	6	6
Parking Enforcement Officer	383	375	401	402	382
Court Officer	373	373	457	458	451
Document Server	19	17	17	15	14
Communications Operator	228	227	231	237	228
Cadets-in-Training	250	289	124	276	195
Custodial Officer	5	5	5	5	5
Other Civilians	1,176	1,224	1,198	1,193	1,246
<b>Total Civilian Strength</b>	<b>2,440</b>	<b>2,517</b>	<b>2,440</b>	<b>2,593</b>	<b>2,528</b>
<b>Grand Total</b>	<b>7,667</b>	<b>7,893</b>	<b>7,997</b>	<b>8,050</b>	<b>8,179</b>

Other Staff					
Classification	2005	2006	2007	2008	2009
Auxiliary Personnel*	707	690	605	613	623
Temporary Employee**	92	68	66	73	90
School Crossing Guard***	693	708	730	734	740
Part-time Court Officer	159	185	147	138	184
Part-time Employee - other	108	73	78	85	77
<b>Total Other</b>	<b>1,759</b>	<b>1,724</b>	<b>1,626</b>	<b>1,643</b>	<b>1,714</b>

\*Includes other adult volunteers

\*\*Includes spares

\*\*\* Includes other volunteers



PERSONNEL AND BUDGET

	Superintendent and Above	Staff Inspector	Inspector	Staff/Det. Sergeant	Sergeant/ Detective	Constable	Uniform Strength	Civilian Strength	Total Strength	School Crossing Guard
<b>Central Field</b>										
CENTRAL FIELD COMMAND HQ	1			1	1	2	5	1	6	0
11 Division		1	1	7	33	137	179	10	189	37
12 Division	1		1	7	35	147	191	11	202	43
13 Division		1	1	7	34	139	182	10	192	55
14 Division	1		3	8	47	258	317	16	333	43
51 Division	1		1	8	40	221	271	13	284	29
52 Division	1		2	8	43	197	251	19	270	0
53 Division		1	1	7	32	147	188	10	198	64
54 Division		1	1	7	34	161	204	10	214	47
55 Division	1		1	8	36	177	223	14	237	60
<b>Central Field Total</b>	<b>6</b>	<b>4</b>	<b>12</b>	<b>68</b>	<b>335</b>	<b>1,586</b>	<b>2,011</b>	<b>114</b>	<b>2,125</b>	<b>378</b>
<b>Area Field</b>										
AREA FIELD COMMAND HQ**	2			4	10	27	43	2	45	0
22 Division	1		1	7	36	178	223	12	235	67
23 Division	1		1	7	32	193	234	11	245	49
31 Division	1		1	7	38	241	288	13	301	40
32 Division	1		1	8	33	191	234	12	246	48
33 Division		1	1	8	31	139	180	10	190	39
41 Division	1		1	7	39	204	252	13	265	40
42 Division	1		1	7	35	192	236	12	248	43
43 Division	1		1	7	36	218	263	13	276	36
<b>Area Field Total</b>	<b>9</b>	<b>1</b>	<b>8</b>	<b>62</b>	<b>290</b>	<b>1,583</b>	<b>1,953</b>	<b>98</b>	<b>2,051</b>	<b>362</b>
Policing Operations Command***	1		1	2	8	63	75	1	76	
<b>Grand Total*</b>	<b>16</b>	<b>5</b>	<b>21</b>	<b>132</b>	<b>633</b>	<b>3,232</b>	<b>4,039</b>	<b>213</b>	<b>4,252</b>	<b>740</b>

\* Does not include temporary and part-time civilian members.

\*\*AFC includes members assigned to IMPART

\*\*\*POC includes members assigned to TAVIS

<b>Calls Received at Communications Centre</b>				
<b>Year</b>	<b>Emergency</b>	<b>Non-Emergency</b>	<b>Total</b>	<b>Dispatched Calls</b>
2005	968,590	886,250	1,854,840	869,590
2006	917,675	873,639	1,791,314	835,091
2007	928,955	861,090	1,790,045	853,933
2008	945,559	868,960	1,814,519	876,669
<b>2009</b>	<b>966,939</b>	<b>840,838</b>	<b>1,807,777</b>	<b>875,031</b>

<b>Alarm Calls</b>					
<b>Status</b>	<b>2005</b>	<b>2006</b>	<b>2007</b>	<b>2008</b>	<b>2009</b>
Valid Alarms	938	954	667	571	<b>474</b>
False Alarms	28,982	25,712	25,475	24,509	<b>22,244</b>
<b>Total</b>	<b>29,920</b>	<b>26,666</b>	<b>26,142</b>	<b>25,080</b>	<b>22,718</b>

<b>AT&amp;T Language Line Service (other than English)</b>					
<b>Language</b>	<b>2005</b>	<b>2006</b>	<b>2007</b>	<b>2008</b>	<b>2009</b>
Chinese	1880(1)	1933(1)	1999(1)	1996(1)	<b>1852(1)</b>
Spanish	496(2)	452(2)	576(2)	786(2)	<b>767(2)</b>
Vietnamese	187(3)	195(4)	162(6)	214(3)	<b>151(6)</b>
Italian	130(7)	166(6)	227(3)	142(9)	<b>115(9)</b>
Portuguese	179(4)	204(3)	219(4)	199(4)	<b>191(5)</b>
Tamil	155(6)	165(7)	170(5)	173(6)	<b>134(7)</b>
Korean	179(4)	156(8)	123(9)	157(7)	<b>194(4)</b>
Russian	159(5)	192(5)	134(7)	192(5)	<b>203(3)</b>
French	97(9)	116(9)	127(8)	155(8)	<b>132(8)</b>
Polish	85(10)	104(10)	80	88	<b>62</b>
Punjabi	63	76	65	59	<b>60</b>
Farsi	105(8)	99	112(10)	90(10)	<b>112(10)</b>
Greek	24	17	22	22	<b>14</b>
Hungarian	19	10	14	9	<b>39</b>
Arabic	18	21	22	28	<b>36</b>
Somali	31	17	27	20	<b>26</b>
Japanese	43	25	22	22	<b>24</b>
Hindi	22	33	29	30	<b>33</b>
Urdu	28	26	31	21	<b>20</b>
Turkish	15	20	26	32	<b>22</b>
German	6	10	5	0	<b>3</b>
Croatian	3	8	3	1	<b>5</b>
<b>Total**</b>	<b>3,924</b>	<b>4,045</b>	<b>4,195</b>	<b>4,436</b>	<b>4,195</b>

\*Top Ten ranking shown in bracket

Including other non-English languages

MISCELLANEOUS STATISTICS

2009 Community Liaison Presentations		Attendance
Police Liaison Committee Meetings held - Divisional		370
Police Consultative Committee Meetings held - Community Mobilization only		88
Presentations to community members, organizations, agencies or groups		1,588
Community meetings attended (excluding CPLC and CPCC)		2,865
School lectures / presentation given		6,829
Lectures/presentations given to platoons, divisions or units		1,287
<b>Events related to the following major cultural occasions planned, coordinated, assisted or attended</b>		
	Black History Month	108
	U.N.Day for the Elimination of Racial Discrimination	21
	Khalsa Day	16
	National Aboriginal Day	4
	Gay Pride	50
	Caribana	57
Other cultural events planned, coordinated or attended		892
Crime prevention lectures/presentations given dealing with personal safety (excluding family/relationship violence)		1,063
Lectures/presentations given regarding family/relationship violence		374
Lectures/presentations given regarding child abuse/child protection (includes internet safety)		913
Lectures/presentations given regarding elder abuse and senior citizen safety		394
Total number of lectures/presentations given on crime prevention topics (including those listed above).		3,369
Crime Prevention Through Environmental Design (CPTED) audits and community safety audits conducted		528

\*(estimated audience)

Volunteer Resources					
	2005	2006	2007	2008	2009
Hours Volunteered	45,000	85,000	73,386	51,200	88,152

Victim Services					
	2005	2006	2007*	2008	2009
Total Incidents	7,523	8,324	8,753	16,767	18,408
Telephone Assisted	7,205	7,788	8,253	14,397	15,261
On Scene	318	536	500	2,370	3,147
Domestic Related	4,779	3,422	4,160	13,665	6,568

\*starting in 2005 DVERS and Supportlink requests are included

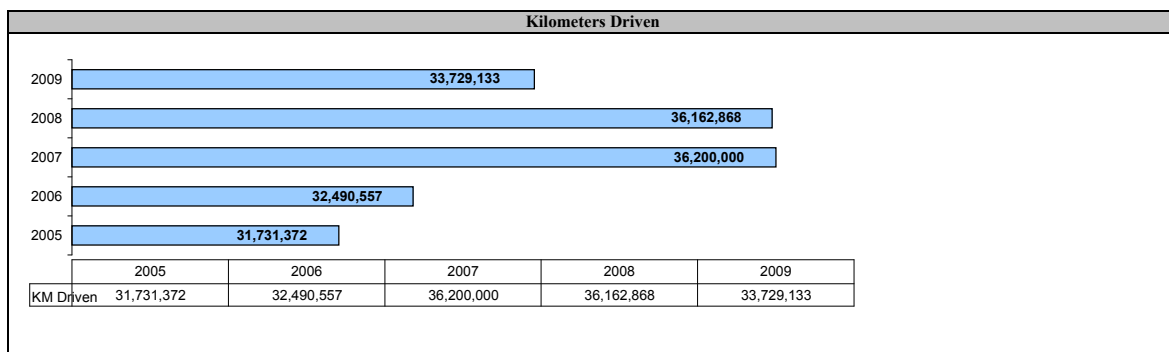
Hate/Bias Crime					
	2005	2006	2007	2008	2009
Occurrences*	132	162	130	153	174

[Detailed information on TPS hate bias crime can be found at www.torontopolice.on.ca/publications](http://www.torontopolice.on.ca/publications)

Industrial Liaison					
	2005	2006	2007	2008	2009
Labour disputes attended	29	27	23	27	24
Potential dispute contacts	27	20	18	25	16

Crime Stoppers					
	2005	2006	2007	2008	2009
Arrests	415	530	518	649	401
Charges Laid	1,822	2,994	1,959	2,531	2,000

Fleet					
Vehicles	2005	2006	2007	2008	2009
Cars	1,331	1,344	1,349	1,385	1,421
Motorcycles	104	97	92	75	73
Other	113	119	120	127	123
<b>Total Vehicles</b>	<b>1,548</b>	<b>1,560</b>	<b>1,561</b>	<b>1,587</b>	<b>1,617</b>
Boats	22	23	23	21	22
Horses	28	28	28	27	27



COMPLAINTS AGAINST POLICE

<b>Public Complaints (External Complaints)</b>	<b>2005</b>	<b>2006</b>	<b>2007</b>	<b>2008</b>	<b>2009</b>
<b>Total External Complaints Received</b>	<b>773</b>	<b>661</b>	<b>698</b>	<b>758</b>	<b>712</b>

<b>Investigated External Complaints - Classifications</b>	<b>2005</b>	<b>2006</b>	<b>2007</b>	<b>2008</b>	<b>2009</b>
Conduct-less serious	457	402	369	398	373
Conduct- serious	87	58	25	47	32
Not Classified	0	0	0	0	3
Policy	5	5	4	8	4
Service	20	4	5	1	4
<b>Total</b>	<b>569</b>	<b>469</b>	<b>403</b>	<b>454</b>	<b>416</b>

<b>Investigated External Complaints - Alleged Misconduct</b>	<b>2005</b>	<b>2006</b>	<b>2007</b>	<b>2008</b>	<b>2009</b>
Breach of Confidence	1	3	0	5	1
Corrupt Practice	2	4	1	1	0
Damage to Clothing or Equipment	0	0	0	0	1
Deceit	1	2	1	0	0
Discreditable Conduct	306	232	244	284	258
Insubordination	7	2	3	1	3
Neglect of Duty	75	101	50	47	22
Not Classified	0	0	0	0	3
Policy	5	5	4	8	4
Service	20	4	5	1	4
Unlawful or Unnecessary Exercise of Authority	152	116	95	107	120
<b>Total Investigated</b>	<b>569</b>	<b>469</b>	<b>403</b>	<b>454</b>	<b>416</b>

<b>External Complaints Not Investigated - Classifications</b>	<b>2005</b>	<b>2006</b>	<b>2007</b>	<b>2008</b>	<b>2009</b>
Frivolous	89	122	209	213	204
Made in Bad Faith	0	1	7	10	12
No Jurisdiction	10	4	2	2	5
Not Directly Affected	26	26	39	23	32
Not Signed	6	1	0	1	1
Over Six Months	70	37	37	47	40
Vexatious	3	1	1	8	2
<b>Total Not Investigated</b>	<b>204</b>	<b>192</b>	<b>295</b>	<b>304</b>	<b>296</b>

<b>External Complaints - Disposition/Outcome</b>	<b>2005</b>	<b>2006</b>	<b>2007</b>	<b>2008</b>	<b>2009</b>		
Informal Resolutions	107	62	84	84	72		
Misconduct Identified	17	13	12	21	5		
	Handled at Unit Level		3	2	2	0	1
	Handled at Hearing Level		14	11	10	21	4
No Further Action Required	0	0	0	0	1		
No Jurisdiction	0	3	1	1	0		
Policy/Service - Action Taken	4	2	1	1	0		
Policy/Service - No Action Taken	12	7	8	5	2		
Unsubstantiated	299	257	201	222	180		
Withdrawn	120	122	85	105	87		
Other	1	0	0	1	0		
Not Concluded	9	3	11	14	69		
<b>TOTAL</b>	<b>569</b>	<b>469</b>	<b>403</b>	<b>454</b>	<b>416</b>		

GENERAL DATA BY DIVISION AND COMMAND

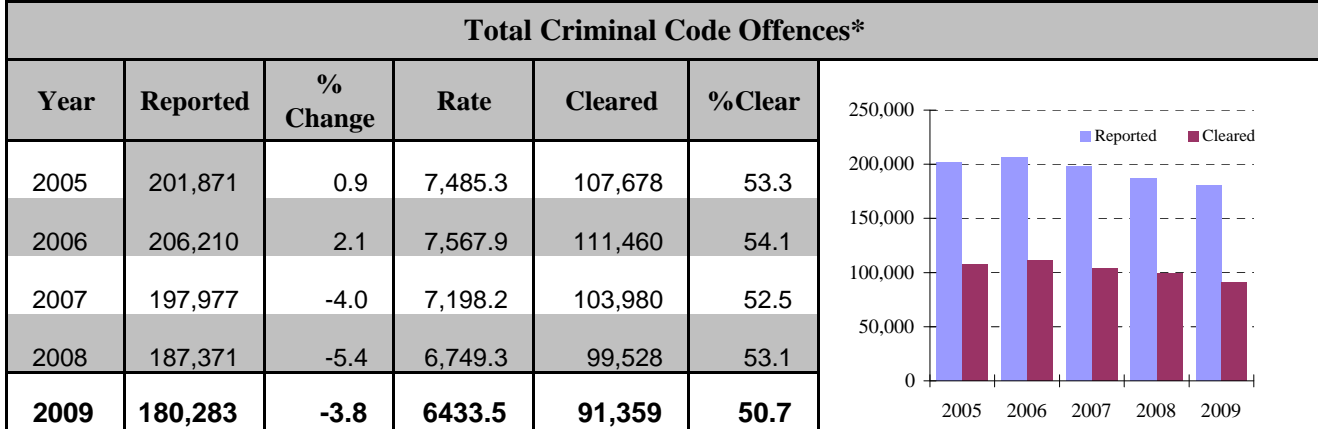
Units	Estimated Population	Area (sqkm)	Estimated Gross Expenditures(\$)	Dispatched calls	Motor Vehicles*		Bicycles Stolen
					Stolen	Recovered	
<b>Central Field</b>							
11 Division	103,419	15.2	18,350,330	30,506	137	103	166
12 Division	102,851	17.9	20,754,938	35,937	234	163	52
13 Division	143,767	18.6	19,176,024	32,013	192	132	106
14 Division	154,978	16.0	32,377,178	57,948	267	196	464
51 Division	94,738	8.6	26,735,005	47,329	170	138	288
52 Division	42,527	9.2	28,555,579	34,626	104	73	408
53 Division	187,904	31.3	19,408,836	33,914	257	188	240
54 Division	140,562	20.2	20,728,311	38,691	174	152	140
55 Division	122,178	20.3	23,470,101	37,565	167	137	211
<b>Central Total</b>	<b>1,092,924</b>	<b>157.4</b>	<b>209,556,302</b>	<b>348,529</b>	<b>1,702</b>	<b>1,282</b>	<b>2,075</b>
<b>Area Field</b>							
22 Division	207,836	68.0	23,282,438	43,315	420	307	246
23 Division	168,213	57.6	23,600,891	37,140	644	390	65
31 Division	195,837	51.1	31,010,349	51,969	589	336	69
32 Division	250,612	61.0	23,928,743	41,506	622	349	179
33 Division	204,601	52.8	18,327,528	35,584	276	217	89
41 Division	179,596	44.5	26,197,974	45,247	384	293	121
42 Division	285,581	84.6	23,643,998	41,155	402	266	77
43 Division	217,033	59.2	26,427,924	43,742	410	304	86
<b>Area Total</b>	<b>1,709,309</b>	<b>478.8</b>	<b>196,419,845</b>	<b>339,658</b>	<b>3,747</b>	<b>2,462</b>	<b>932</b>
<b>Field Totals</b>	<b>2,802,233</b>	<b>636.2</b>	<b>405,976,147</b>	<b>688,187</b>	<b>5,449</b>	<b>3,744</b>	<b>3,007</b>

*\*Does not include attempts*

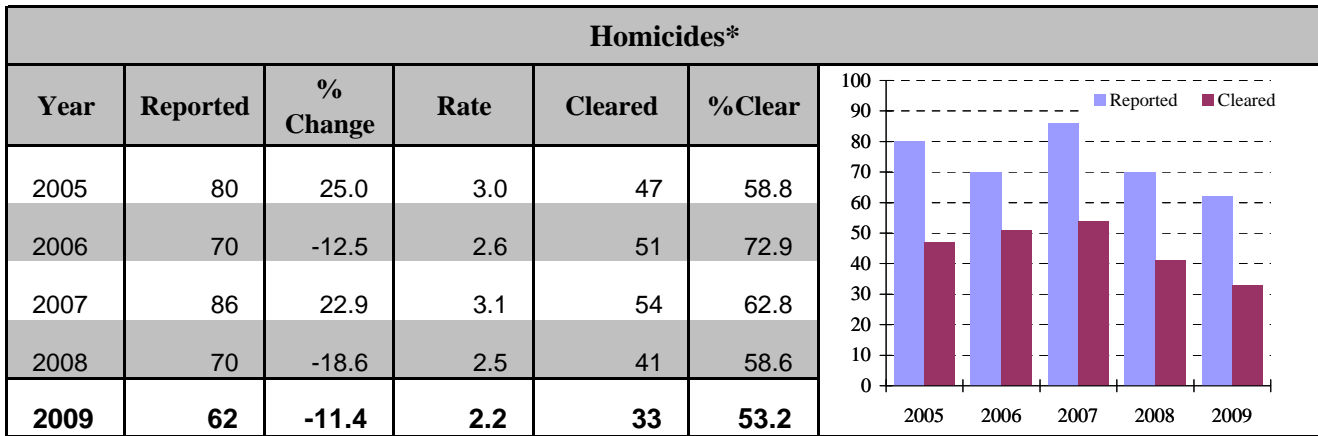
*Recovered is the number of vehicles recovered which were stolen in 2006*



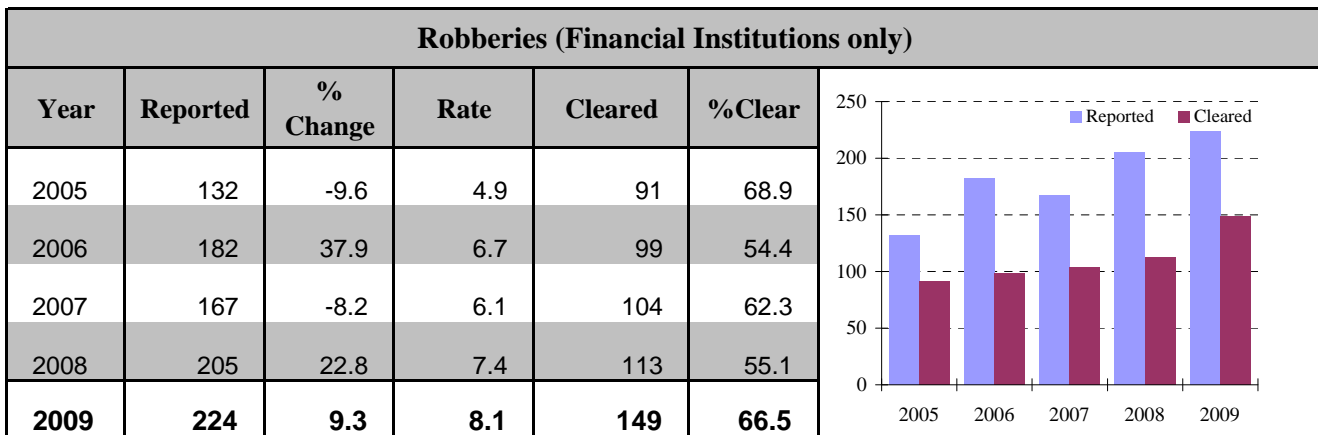
GENERAL CRIME INFORMATION  
OFFENCE TOTALS



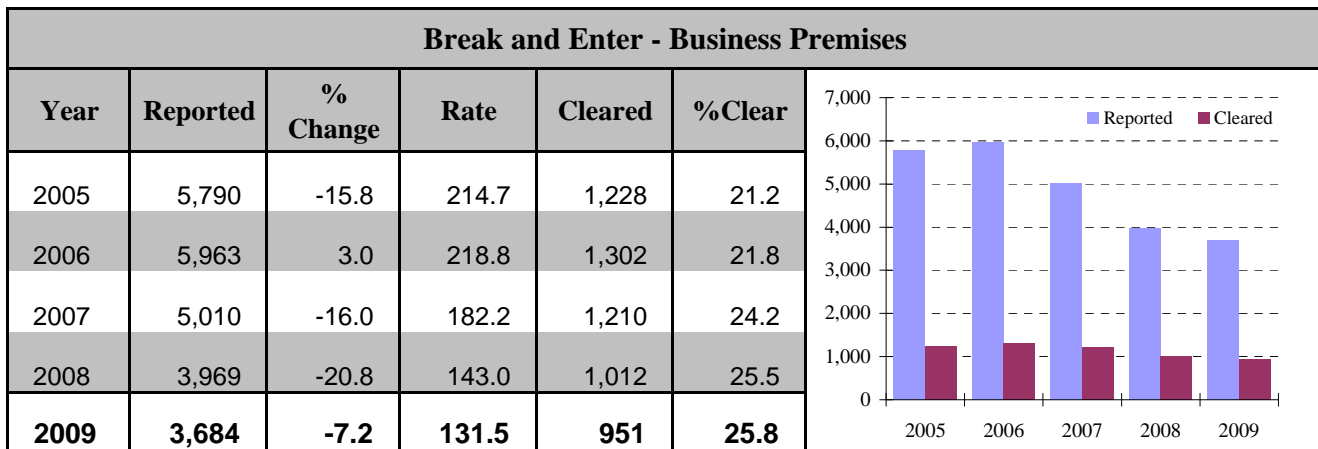
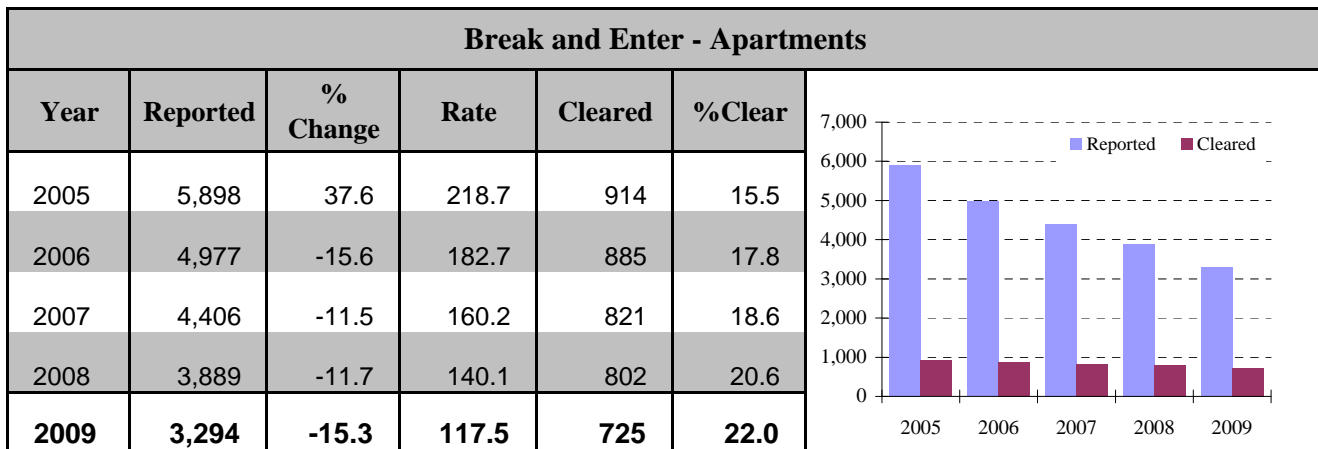
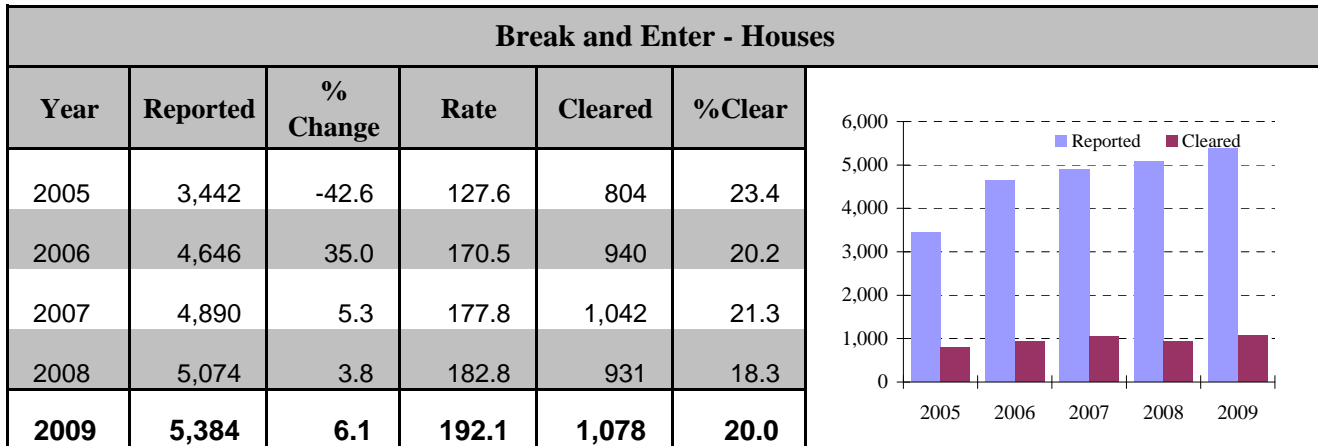
\*Excluding Criminal Code traffic offences.



\*Homicide Case List - Counts the number of victims



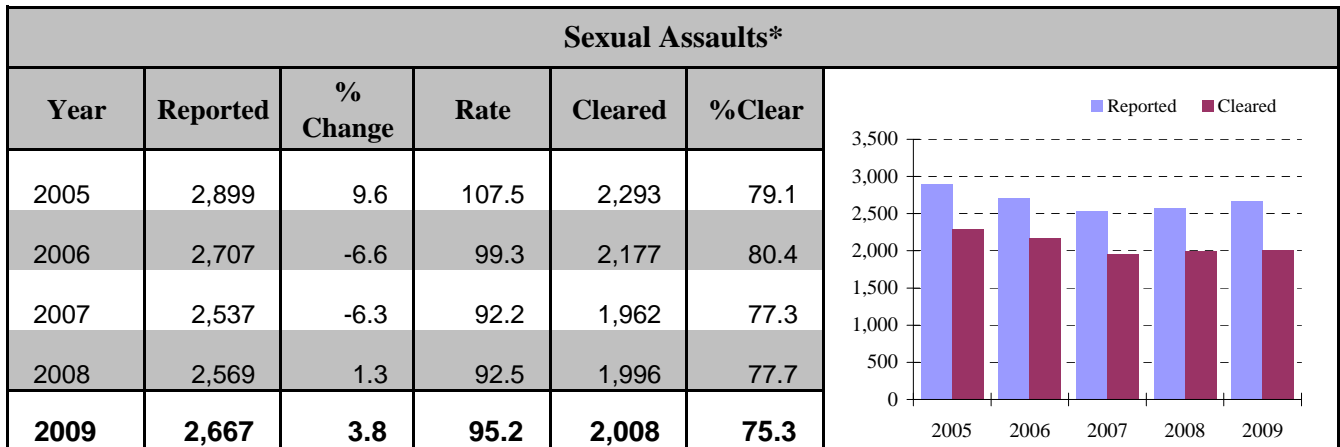
GENERAL CRIME INFORMATION  
OFFENCE TOTALS



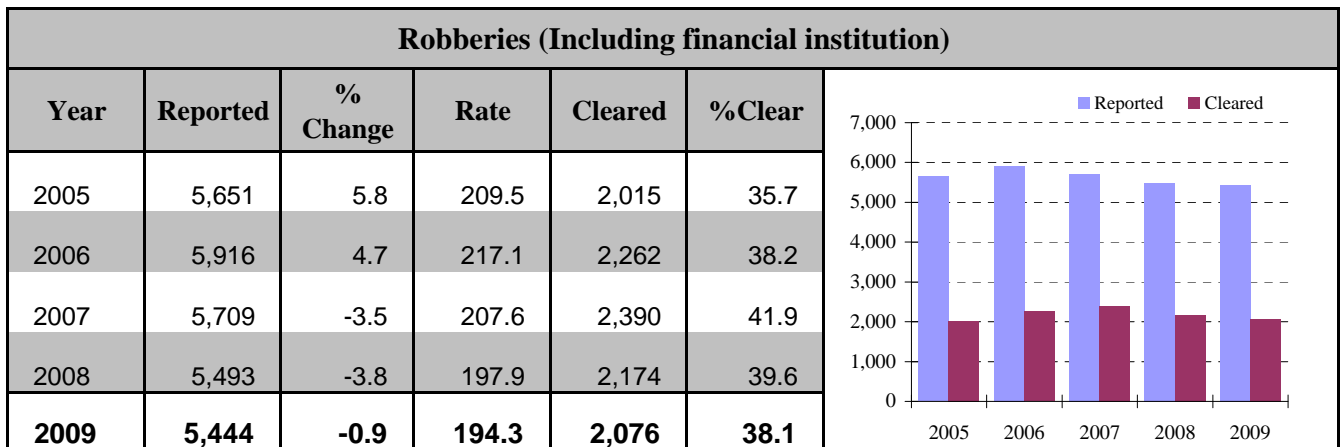
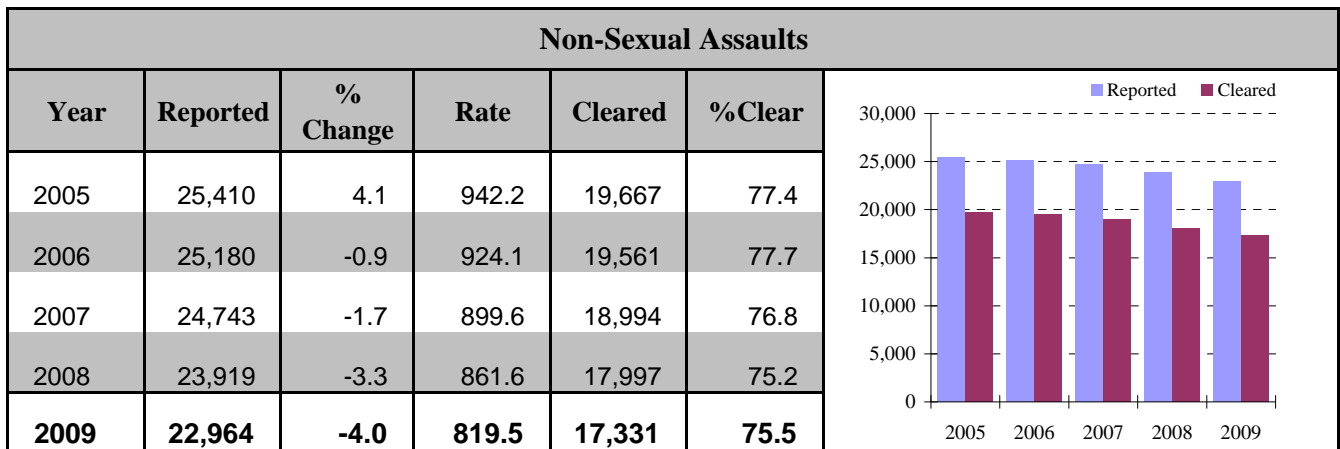
Note:

34 B&Es occurred at other premises in 2008

GENERAL CRIME INFORMATION  
OFFENCE TOTALS



\* Includes "non-assaultive" sexual offences (e.g. Invitation to Sexual Touching; Sexual Exploitation etc.)



GENERAL CRIME INFORMATION  
CRIMES REPORTED BY CATEGORY

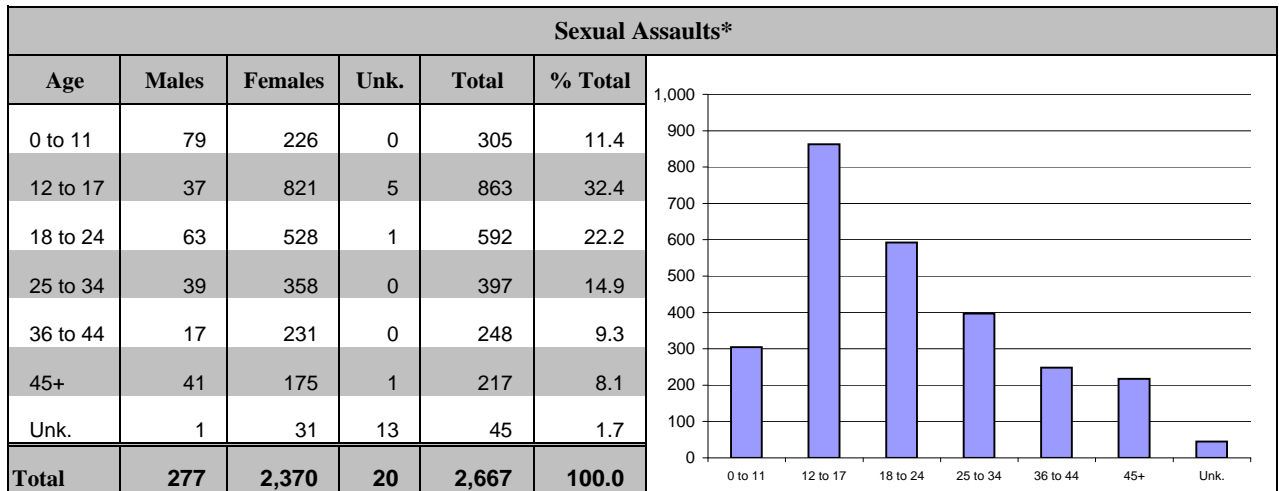
VIOLENT CRIME, PROPERTY CRIME, OTHER CRIME AND CRIMINAL CODE TRAFFIC OFFENCES															
	VIOLENT CRIME			PROPERTY CRIME			OTHER CRIME			CRIMINAL CODE TRAFFIC			TOTAL CRIMINAL CODE		
	TOTAL	%CHANGE	%CLEAR	TOTAL	%CHANGE	%CLEAR	TOTAL	%CHANGE	%CLEAR	TOTAL	%CHANGE	%CLEAR	TOTAL	%CHANGE	%CLEAR
2005	34,820	5.1	70.8	113,910	-2.7	34.3	53,141	6.6	82.7	4,216	-4.3	98.8	206,087	0.8	54.3
2006	34,673	-0.4	71.3	118,667	4.2	34.5	52,870	-0.5	86.6	4,337	2.9	99.2	210,547	2.2	55.0
2007	33,816	-2.5	71.0	115,060	-3.0	33.0	49,101	-7.1	85.4	4,157	-4.2	98.0	202,134	-4.0	53.5
2008	32,782	-3.1	69.6	107,679	-6.4	34.1	46,910	-4.5	85.1	4,198	1.0	98.2	191,569	-5.2	54.1
<b>2009</b>	<b>31,919</b>	<b>-2.6</b>	<b>69.2</b>	<b>105,066</b>	<b>-2.4</b>	<b>31.4</b>	<b>43,298</b>	<b>-7.7</b>	<b>83.7</b>	<b>3,912</b>	<b>-6.8</b>	<b>98.1</b>	<b>184,195</b>	<b>-3.8</b>	<b>51.7</b>

GENERAL CRIME INFORMATION  
CRIMES REPORTED BY CATEGORY BY UNIT

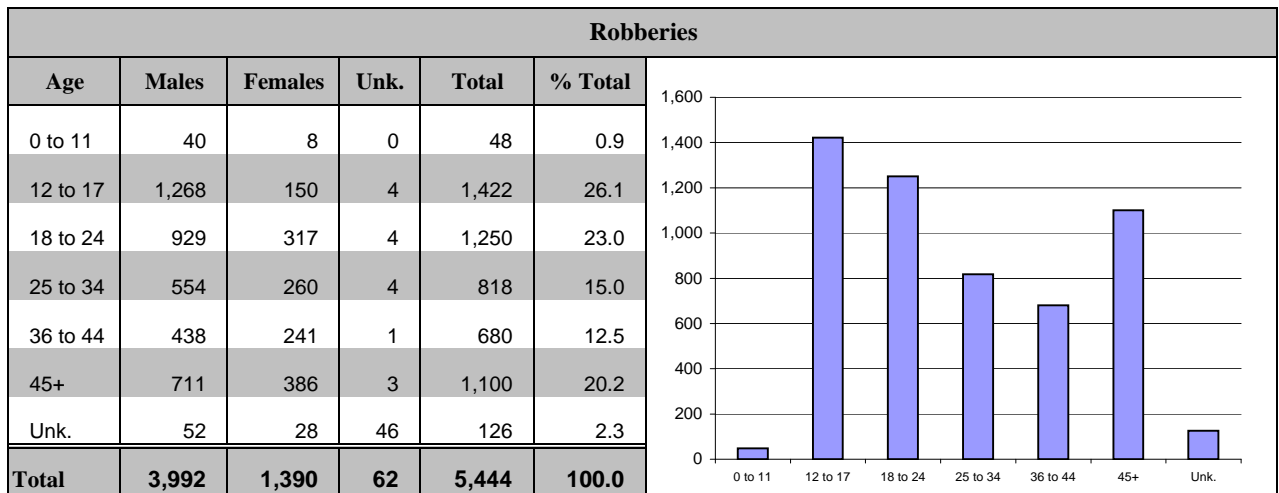
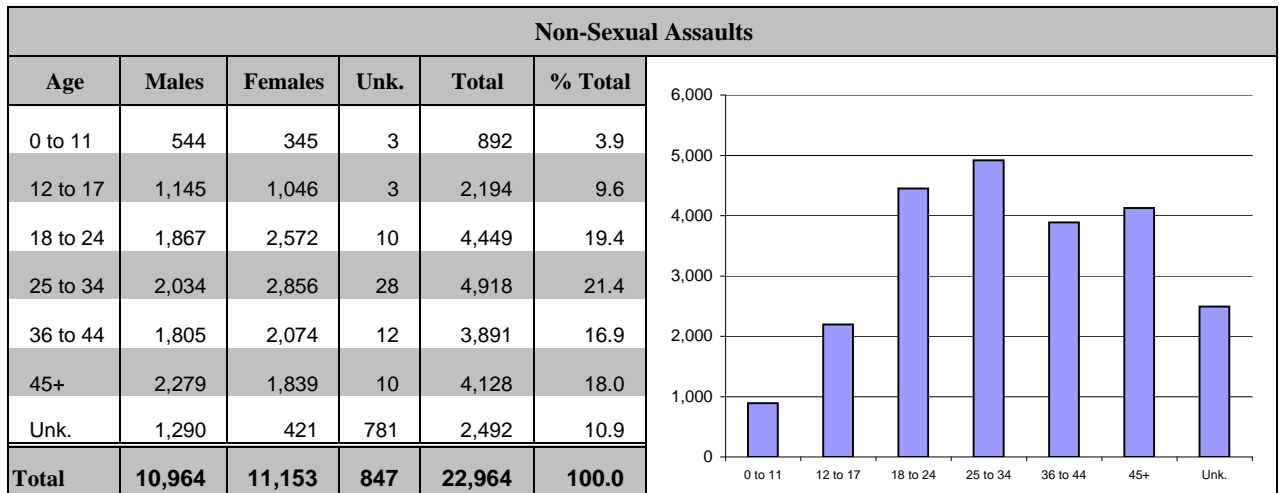
<b>VIOLENT CRIME, PROPERTY CRIME, OTHER CRIME AND CRIMINAL CODE TRAFFIC OFFENCES</b>															
UNIT	VIOLENT CRIME			PROPERTY CRIME			OTHER CRIME			CRIMINAL CODE TRAFFIC			TOTAL CRIMINAL CODE		
	TOTAL	Rate	%CLEAR	TOTAL	Rate	%CLEAR	TOTAL	Rate	%CLEAR	TOTAL	Rate	%CLEAR	TOTAL	Rate	%CLEAR
D11	1,024	981	75.7	3,158	3,026	26.3	1,679	1,609	86.5	199	191	99.0	6,060	5,806	53.7
D12	1,225	1,216	66.4	3,645	3,617	34.8	1,855	1,841	87.6	162	161	99.4	6,887	6,835	56.2
D13	1,205	824	73.2	3,473	2,376	29.0	1,412	966	82.1	139	95	99.3	6,229	4,261	51.1
D14	2,604	1,641	66.2	8,803	5,548	27.8	2,924	1,843	84.2	383	241	98.2	14,714	9,273	47.6
D51	1,996	2,153	66.6	6,935	7,479	34.1	2,409	2,598	83.1	152	164	97.4	11,492	12,393	50.8
D52	1,640	4,904	63.5	8,403	25,128	33.0	3,311	9,901	87.9	209	625	99.0	13,563	40,559	51.1
D53	1,325	738	68.5	6,720	3,742	24.4	1,601	891	70.1	119	66	99.2	9,765	5,437	38.8
D54	1,654	1,142	79.1	4,504	3,111	35.9	2,361	1,631	87.6	273	189	98.5	8,792	6,073	59.9
D55	1,827	1,477	69.6	5,525	4,465	34.3	2,376	1,920	86.9	151	122	98.7	9,879	7,984	54.5
<b>C. F. C.</b>	<b>14,500</b>	<b>1,337</b>	<b>69.4</b>	<b>51,166</b>	<b>4,719</b>	<b>31.0</b>	<b>19,928</b>	<b>1,838</b>	<b>84.6</b>	<b>1,787</b>	<b>165</b>	<b>98.7</b>	<b>87,381</b>	<b>8,059</b>	<b>51.0</b>
D22	1,806	901	74.2	7,127	3,555	35.0	2,641	1,317	84.5	333	166	99.1	11,907	5,940	53.7
D23	1,975	1,166	63.4	5,730	3,381	27.8	2,168	1,279	80.6	193	114	97.9	10,066	5,940	47.5
D31	3,063	1,536	70.1	6,534	3,276	28.1	3,840	1,925	83.3	315	158	98.4	13,752	6,894	54.5
D32	2,047	924	63.6	8,990	4,058	27.8	2,421	1,093	74.6	176	79	97.7	13,634	6,154	42.4
D33	1,271	640	73.6	5,181	2,609	33.7	1,532	771	81.7	148	75	98.6	8,132	4,095	50.1
D41	2,424	1,354	70.3	6,595	3,684	32.2	3,417	1,909	87.7	317	177	97.2	12,753	7,123	55.9
D42	1,968	753	64.5	5,104	1,953	30.3	2,341	896	77.0	321	123	98.8	9,734	3,724	50.7
D43	2,397	1,138	74.5	6,693	3,178	33.4	4,075	1,935	86.8	278	132	94.2	13,443	6,384	58.1
<b>A. F. C.</b>	<b>16,951</b>	<b>1,033</b>	<b>69.2</b>	<b>51,954</b>	<b>3,167</b>	<b>30.9</b>	<b>22,435</b>	<b>1,368</b>	<b>82.8</b>	<b>2,081</b>	<b>127</b>	<b>97.7</b>	<b>93,421</b>	<b>5,695</b>	<b>51.8</b>
NSA	468	N/A	65.0	1,946	N/A	58.0	935	N/A	85.6	44	N/A	90.9	3,393	N/A	67.0
Toronto	31,919	1,171	69.2	105,066	3,856	31.4	43,298	1,589	83.7	3,912	144	98.1	184,195	6,760	51.7

\* 'Mischief' offences are included under 'Property Crime'. For the purposes of other reports, 'mischief' offences may be included under 'Other Criminal Code'.

OFFENCE TOTALS BY VICTIM AGE AND GENDER

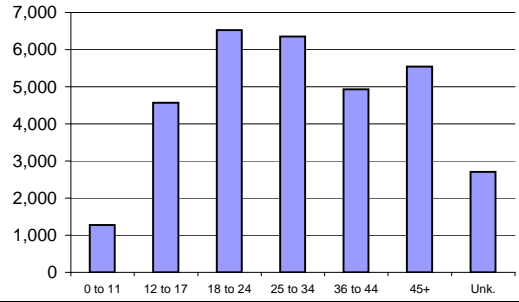


\* Includes "non-assaultive" sexual offences (e.g. Invitation to Sexual Touching; Sexual Exploitation etc.)



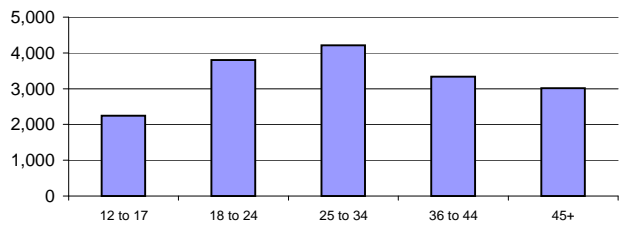
OFFENCE TOTALS BY VICTIM AGE AND GENDER

Violent Crime Against Victims by Age and Sex*					
Age	Males	Females	Unknown	Total	% Total
0 to 11	681	595	3	1,279	4.0
12 to 17	2,489	2,071	13	4,573	14.3
18 to 24	2,963	3,550	15	6,528	20.5
25 to 34	2,703	3,622	32	6,357	19.9
36 to 44	2,305	2,614	14	4,933	15.5
45+	3,074	2,460	11	5,545	17.4
Unk.	1,355	492	854	2,704	8.5
<b>Total</b>	<b>15,570</b>	<b>15,404</b>	<b>942</b>	<b>31,916</b>	<b>100.0</b>

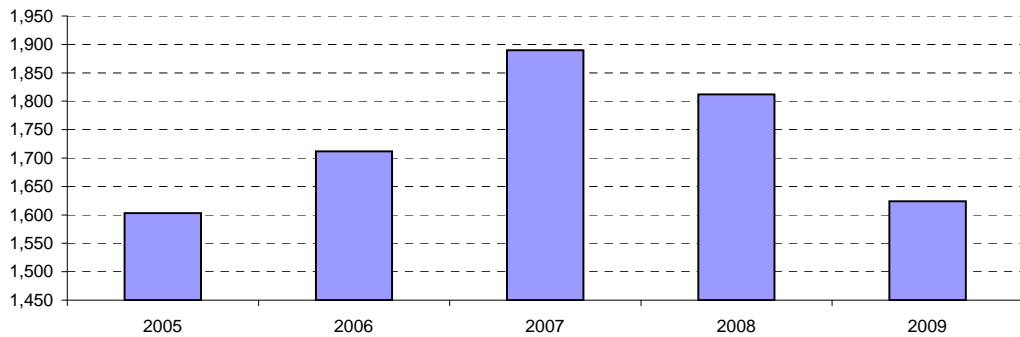


\* Violent crime includes homicide and homicide related offences, sexual assaults, sexual offences, non-sexual assaults, abduction, and robberies.

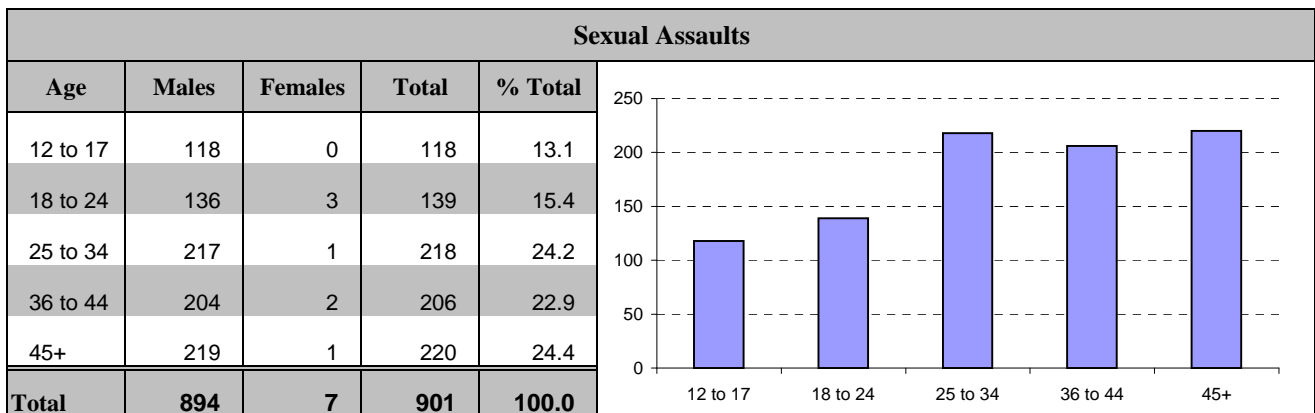
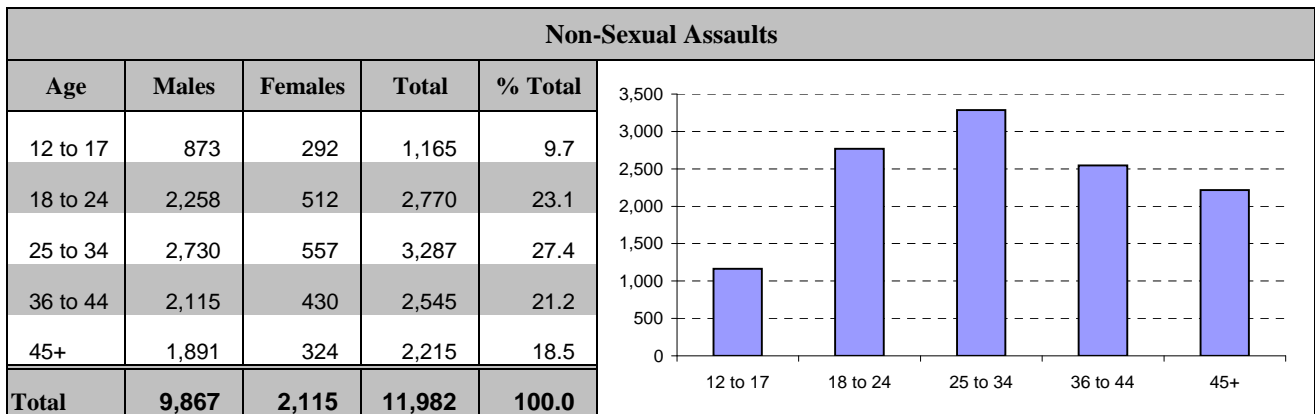
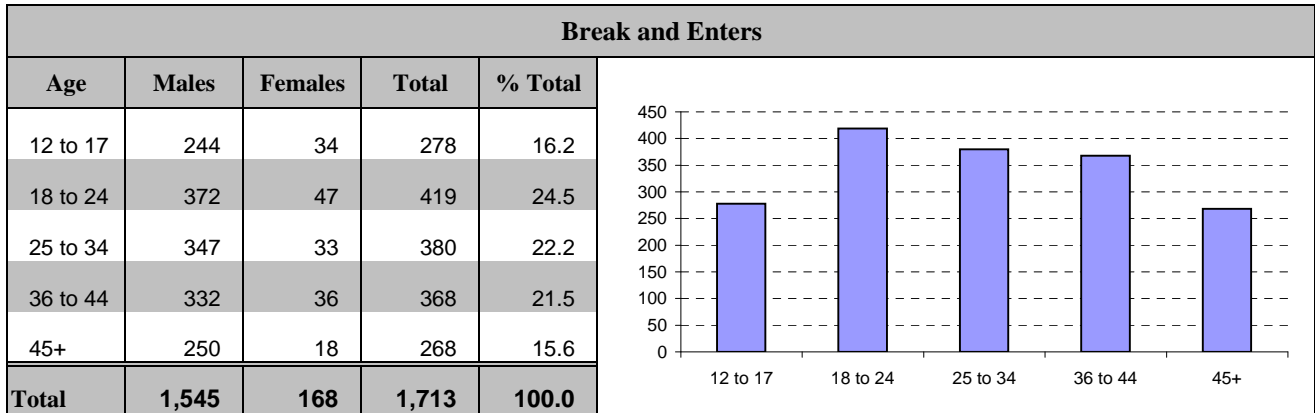
Persons Charged Violent Crime				
Age	Males	Females	Total	% Total
12 to 17	1,818	424	2,242	13.5
18 to 24	3,186	619	3,805	22.9
25 to 34	3,556	661	4,217	25.4
36 to 44	2,823	514	3,337	20.1
45+	2,614	399	3,013	18.1
<b>Total</b>	<b>13,997</b>	<b>2,617</b>	<b>16,614</b>	<b>100.0</b>



Selected Offences Against Police Officers					
OFFENCES	2005	2006	2007	2008	2009
Attempted Murder	6	10	11	5	12
Aggravated Assault	12	8	4	6	1
Assault With Weapon or Causing Bodily Harm	121	109	126	109	134
Assault	177	173	159	156	75
Assault Police Officer	670	733	888	895	883
Assault to Resist Arrest	616	674	695	641	518
Dangerous operation motor vehicle causing bodily harm	1	5	7		1
<b>Total Offences</b>	<b>1,603</b>	<b>1,712</b>	<b>1,890</b>	<b>1,812</b>	<b>1,624</b>

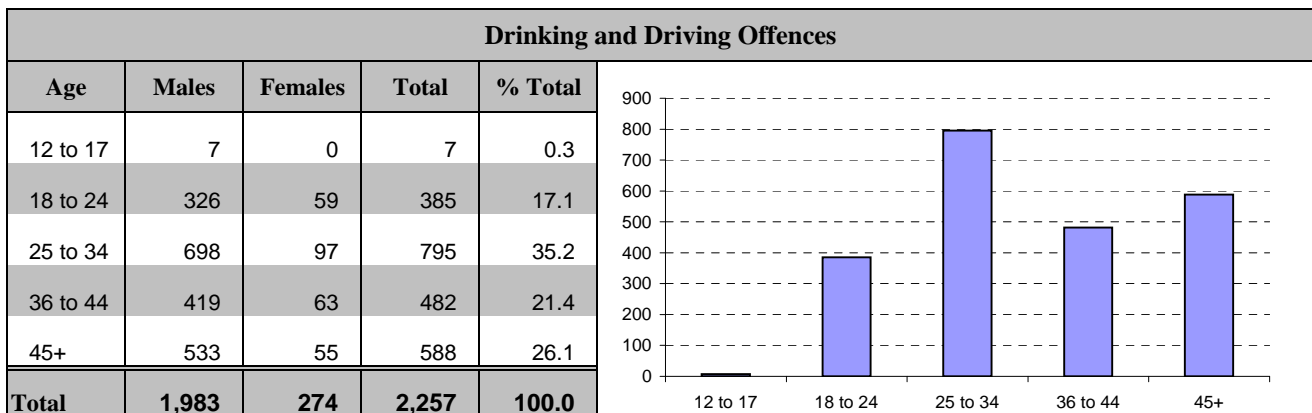
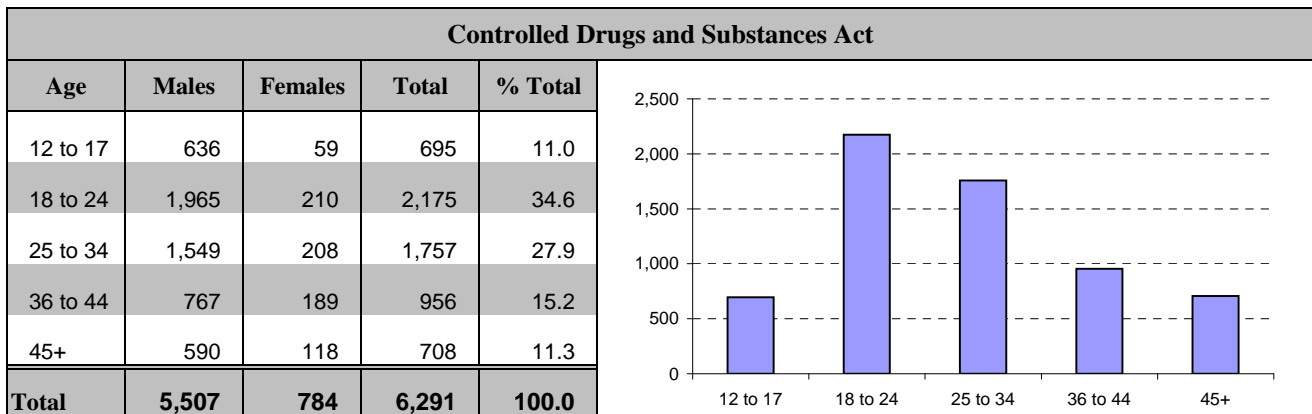
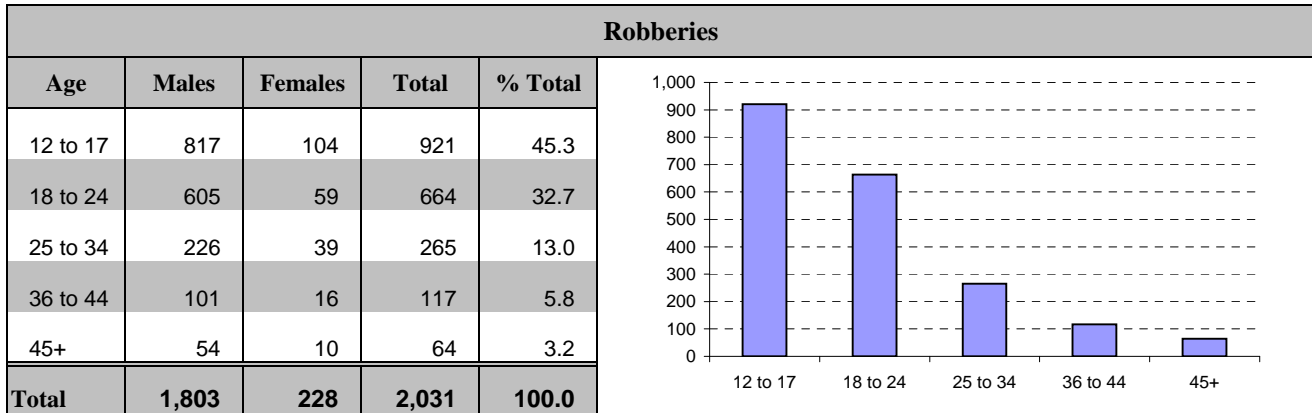


PERSONS CHARGED BY ACCUSED AGE AND GENDER





PERSONS CHARGED BY ACCUSED AGE AND GENDER



CRIMINAL CODE OFFENCES REPORTED AND CLEARED

	1st Degree Murder*	2nd Degree Murder	Manslaughter	Attempted Murder	Sexual Assault**	Other Assault	Robbery	Breach & Enter	Motor Vehicle Theft***	Theft Over	Theft Under	Fraud	Offensive Weapons	Other	Total Non-Traffic	Traffic	Total
<b>CENTRAL FIELD</b>																	
Reported	20	13	3	65	886	10,859	2,225	5,608	2,009	645	27,216	5,349	2,136	28,600	<b>85,634</b>	1,787	<b>87,421</b>
Cleared	6	13	3	45	611	8,069	920	1,530	233	111	6,172	2,673	1,973	20,435	<b>42,794</b>	1,763	<b>44,557</b>
%Clear	30.0	100.0	100.0	69.2	69.0	74.3	41.3	27.3	11.6	17.2	22.7	50.0	92.4	71.5	<b>50.0</b>	98.7	<b>51.0</b>
<b>AREA FIELD</b>																	
Reported	24	3	0	87	1,127	11,884	3,150	6,695	4,423	741	22,175	8,095	3,085	29,917	<b>91,406</b>	2,081	<b>93,487</b>
Cleared	10	2	0	36	842	9,116	1,102	1,161	399	110	5,593	4,419	2,889	20,749	<b>46,428</b>	2,034	<b>48,462</b>
%Clear	41.7	66.7	0.0	41.4	74.7	76.7	35.0	17.3	9.0	14.8	25.2	54.6	93.6	69.4	<b>50.8</b>	97.7	<b>51.8</b>
<b>OUTSIDE TORONTO</b>																	
Reported	0	0	0	2	109	221	69	89	65	21	309	1,230	125	1,120	<b>3,360</b>	44	<b>3,404</b>
Cleared	0	0	0	2	57	146	54	84	9	5	39	1,230	119	942	<b>2,687</b>	40	<b>2,727</b>
%Clear	0.0	0.0	0.0	100.0	52.3	66.1	78.3	94.4	13.8	23.8	12.6	100.0	95.2	84.1	<b>80.0</b>	90.9	<b>80.1</b>
<b>TORONTO POLICE SERVICE</b>																	
Reported	44	16	3	154	2,122	22,964	5,444	12,392	6,497	1,407	49,700	14,674	5,346	59,637	<b>180,400</b>	3,912	<b>184,312</b>
Cleared	16	15	3	83	1,510	17,331	2,076	2,775	641	226	11,804	8,322	4,981	42,126	<b>91,909</b>	3,837	<b>95,746</b>
%Clear	36.4	93.8	100.0	53.9	71.2	75.5	38.1	22.4	9.9	16.1	23.8	56.7	93.2	70.6	<b>50.9</b>	98.1	<b>51.9</b>

\*Murder and Manslaughter relates to the number of and type of offences reported and do not necessarily indicate the number of persons murdered.

\*\*Sexual Assaults do not include non assaultive Sexual offences.

\*\*\*Includes motor cycles, snow vehicles and all attempts.

CRIMINAL CODE OFFENCES REPORTED AND CLEARED

	1st Degree Murder*	2nd Degree Murder	Manslaughter	Attempted Murder	Sexual Assault**	Other Assault	Robbery	Break & Enter	Motor Vehicle Theft***	Theft Over	Theft Under	Fraud	Offensive Weapons	Other	Total Non-Traffic	Traffic	Total
<b>11 DIVISION</b>																	
Reported	2	1	0	8	61	769	148	493	166	34	1,366	356	171	2,289	<b>5,864</b>	199	<b>6,063</b>
Cleared	1	1	0	6	44	607	83	94	23	7	220	196	159	1,621	<b>3,062</b>	197	<b>3,259</b>
%Clear	50.0	100.0	0.0	75.0	72.1	78.9	56.1	19.1	13.9	20.6	16.1	55.1	93.0	70.8	<b>52.2</b>	99.0	<b>53.8</b>
<b>12 DIVISION</b>																	
Reported	5	4	0	7	77	837	240	313	271	37	1,686	409	248	2,601	<b>6,735</b>	162	<b>6,897</b>
Cleared	0	4	0	1	54	643	63	62	29	4	463	186	236	1,971	<b>3,716</b>	161	<b>3,877</b>
%Clear	0.0	100.0	0.0	14.3	70.1	76.8	26.3	19.8	10.7	10.8	27.5	45.5	95.2	75.8	<b>55.2</b>	99.4	<b>56.2</b>
<b>13 DIVISION</b>																	
Reported	2	0	0	10	84	862	209	485	221	35	1,529	374	148	2,135	<b>6,094</b>	139	<b>6,233</b>
Cleared	1	0	0	10	62	681	90	159	20	7	286	235	136	1,365	<b>3,052</b>	138	<b>3,190</b>
%Clear	50.0	0.0	0.0	100.0	73.8	79.0	43.1	32.8	9.0	20.0	18.7	62.8	91.9	63.9	<b>50.1</b>	99.3	<b>51.2</b>
<b>14 DIVISION</b>																	
Reported	2	2	0	10	128	2,048	349	1,029	323	97	4,811	767	323	4,450	<b>14,339</b>	383	<b>14,722</b>
Cleared	1	2	0	9	82	1,451	117	246	34	8	833	383	296	3,176	<b>6,638</b>	376	<b>7,014</b>
%Clear	50.0	100.0	0.0	90.0	64.1	70.8	33.5	23.9	10.5	8.2	17.3	49.9	91.6	71.4	<b>46.3</b>	98.2	<b>47.6</b>

\*Murder and Manslaughter relates to the number of and type of offences reported and do not necessarily indicate the number of persons murdered.

\*\*Sexual Assaults do not include non assaultive Sexual offences.

\*\*\*Includes motor cycles, snow vehicles and all attempts.

CRIMINAL CODE OFFENCES REPORTED AND CLEARED

	1st Degree Murder**	2nd Degree Murder	Manslaughter	Attempted Murder	Sexual Assault **	Other Assault	Robbery	Break & Enter	Motor Vehicle Theft***	Theft Over	Theft Under	Fraud	Offensive Weapons	Other	Total Non-Traffic	Traffic	Total
<b>51 DIVISION</b>																	
Reported	2	3	2	2	142	1,434	344	696	201	83	3,897	551	355	3,635	<b>11,347</b>	152	<b>11,499</b>
Cleared	0	3	2	1	76	1,012	178	262	35	14	849	261	321	2,686	<b>5,700</b>	148	<b>5,848</b>
%Clear	0.0	100.0	100.0	50.0	53.5	70.6	51.7	37.6	17.4	16.9	21.8	47.4	90.4	73.9	<b>50.2</b>	97.4	<b>50.9</b>
<b>52 DIVISION</b>																	
Reported	2	0	0	2	99	1,309	206	469	126	106	5,731	912	215	4,178	<b>13,355</b>	209	<b>13,564</b>
Cleared	1	0	0	2	59	889	73	170	24	20	1,521	474	206	3,283	<b>6,722</b>	207	<b>6,929</b>
%Clear	50.0	0.0	0.0	#####	59.6	67.9	35.4	36.2	19.0	18.9	26.5	52.0	95.8	78.6	<b>50.3</b>	99.0	<b>51.1</b>
<b>53 DIVISION</b>																	
Reported	1	1	0	5	103	939	232	927	300	130	3,408	915	163	2,526	<b>9,650</b>	119	<b>9,769</b>
Cleared	0	1	0	4	71	708	88	154	22	26	711	358	131	1,399	<b>3,673</b>	118	<b>3,791</b>
%Clear	0.0	100.0	0.0	80.0	68.9	75.4	37.9	16.6	7.3	20.0	20.9	39.1	80.4	55.4	<b>38.1</b>	99.2	<b>38.8</b>
<b>54 DIVISION</b>																	
Reported	2	0	0	8	85	1,283	217	501	206	64	1,946	584	241	3,383	<b>8,520</b>	273	<b>8,793</b>
Cleared	1	0	0	3	77	1,046	126	203	27	13	440	333	234	2,493	<b>4,996</b>	269	<b>5,265</b>
%Clear	50.0	0.0	0.0	37.5	90.6	81.5	58.1	40.5	13.1	20.3	22.6	57.0	97.1	73.7	<b>58.6</b>	98.5	<b>59.9</b>
<b>55 DIVISION</b>																	
Reported	2	2	1	13	107	1,378	280	695	195	59	2,842	481	272	3,403	<b>9,730</b>	151	<b>9,881</b>
Cleared	1	2	1	9	86	1,032	102	180	19	12	849	247	254	2,441	<b>5,235</b>	149	<b>5,384</b>
%Clear	50.0	100.0	100.0	69.2	80.4	74.9	36.4	25.9	9.7	20.3	29.9	51.4	93.4	71.7	<b>53.8</b>	98.7	<b>54.5</b>

\*Murder and Manslaughter relates to the number of and type of offences reported and do not necessarily indicate the number of persons murdered.

\*\*Sexual Assaults do not include non assaultive Sexual offences.

\*\*\*Includes motor cycles, snow vehicles and all attempts.

CRIMINAL CODE OFFENCES REPORTED AND CLEARED

	1st Degree Murder**	2nd Degree Murder	Manslaughter	Attempted Murder	Sexual Assault **	Other Assault	Robbery	Break & Enter	Motor Vehicle Theft***	Theft Over	Theft Under	Fraud	Offensive Weapons	Other	Total Non-Traffic	Traffic	Total
<b>22 DIVISION</b>																	
Reported	0	0	0	13	97	1,374	264	790	525	120	3,134	1,009	226	4,025	<b>11,577</b>	333	<b>11,910</b>
Cleared	0	0	0	2	73	1,101	115	190	104	32	941	540	206	2,761	<b>6,065</b>	330	<b>6,395</b>
%Clear	0.0	0.0	0.0	15.4	75.3	80.1	43.6	24.1	19.8	26.7	30.0	53.5	91.2	68.6	<b>52.4</b>	99.1	<b>53.7</b>
<b>23 DIVISION</b>																	
Reported	4	1	0	2	126	1,331	449	625	751	101	2,388	927	316	2,857	<b>9,878</b>	193	<b>10,071</b>
Cleared	2	0	0	0	95	927	169	96	61	10	583	459	302	1,890	<b>4,594</b>	189	<b>4,783</b>
%Clear	50.0	0.0	0.0	0.0	75.4	69.6	37.6	15.4	8.1	9.9	24.4	49.5	95.6	66.2	<b>46.5</b>	97.9	<b>47.5</b>
<b>31 DIVISION</b>																	
Reported	9	1	0	29	256	2,088	507	950	705	110	2,535	912	639	4,717	<b>13,458</b>	315	<b>13,773</b>
Cleared	4	1	0	16	186	1,591	185	152	42	13	570	447	588	3,404	<b>7,199</b>	310	<b>7,509</b>
%Clear	44.4	100.0	0.0	55.2	72.7	76.2	36.5	16.0	6.0	11.8	22.5	49.0	92.0	72.2	<b>53.5</b>	98.4	<b>54.5</b>
<b>32 DIVISION</b>																	
Reported	1	0	0	13	124	1,398	455	1,216	721	142	3,990	1,672	237	3,503	<b>13,472</b>	176	<b>13,648</b>
Cleared	1	0	0	5	94	981	165	89	42	22	792	995	221	2,208	<b>5,615</b>	172	<b>5,787</b>
%Clear	100.0	0.0	0.0	38.5	75.8	70.2	36.3	7.3	5.8	15.5	19.8	59.5	93.2	63.0	<b>41.7</b>	97.7	<b>42.4</b>
<b>33 DIVISION</b>																	
Reported	2	0	0	4	92	925	205	701	325	81	2,385	870	203	2,193	<b>7,986</b>	148	<b>8,134</b>
Cleared	0	0	0	3	77	762	56	127	34	13	703	498	188	1,473	<b>3,934</b>	146	<b>4,080</b>
%Cleared	0.0	0.0	0.0	75.0	83.7	82.4	27.3	18.1	10.5	16.0	29.5	57.2	92.6	67.2	<b>49.3</b>	98.6	<b>50.2</b>

\*Murder and Manslaughter relates to the number of and type of offences reported and do not necessarily indicate the number of persons murdered.

\*\*Sexual Assaults do not include non assaultive Sexual offences.

\*\*\*Includes motor cycles, snow vehicles and all attempts.

CRIMINAL CODE OFFENCES REPORTED AND CLEARED

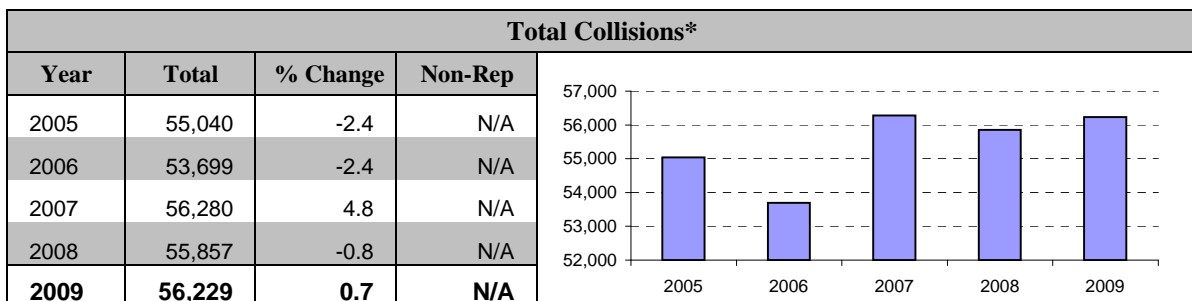
	1st Degree Murder*	2nd Degree Murder	Manslaughter	Attempted Murder	Sexual Assault **	Other Assault	Robbery	Break & Enter	Motor Vehicle Theft***	Theft Over	Theft Under	Fraud	Offensive Weapons	Other	Total Non-Traffic	Traffic	Total
<b>41 DIVISION</b>																	
Reported	6	1	0	8	131	1,759	432	854	451	61	2,715	1,007	437	4,585	<b>12,447</b>	317	<b>12,764</b>
Cleared	2	1	0	1	87	1,386	152	150	28	9	675	527	395	3,423	<b>6,836</b>	308	<b>7,144</b>
%Clear	33.3	100.0	0.0	12.5	66.4	78.8	35.2	17.6	6.2	14.8	24.9	52.3	90.4	74.7	<b>54.9</b>	97.2	<b>56.0</b>
<b>42 DIVISION</b>																	
Reported	1	0	0	8	134	1,238	500	788	476	65	1,910	876	372	3,049	<b>9,417</b>	321	<b>9,738</b>
Cleared	1	0	0	3	103	947	134	211	45	5	423	510	365	1,877	<b>4,624</b>	317	<b>4,941</b>
%Clear	100.0	0.0	0.0	37.5	76.9	76.5	26.8	26.8	9.5	7.7	22.1	58.2	98.1	61.6	<b>49.1</b>	98.8	<b>50.7</b>
<b>43 DIVISION</b>																	
Reported	1	0	0	10	167	1,771	338	771	469	61	3,118	822	655	4,988	<b>13,171</b>	278	<b>13,449</b>
Cleared	0	0	0	6	127	1,421	126	146	43	6	906	443	624	3,713	<b>7,561</b>	262	<b>7,823</b>
%Cleared	0.0	0.0	0.0	60.0	76.0	80.2	37.3	18.9	9.2	9.8	29.1	53.9	95.3	74.4	<b>57.4</b>	94.2	<b>58.2</b>

\*Murder and Manslaughter relates to the number of and type of offences reported and do not necessarily indicate the number of persons murdered.

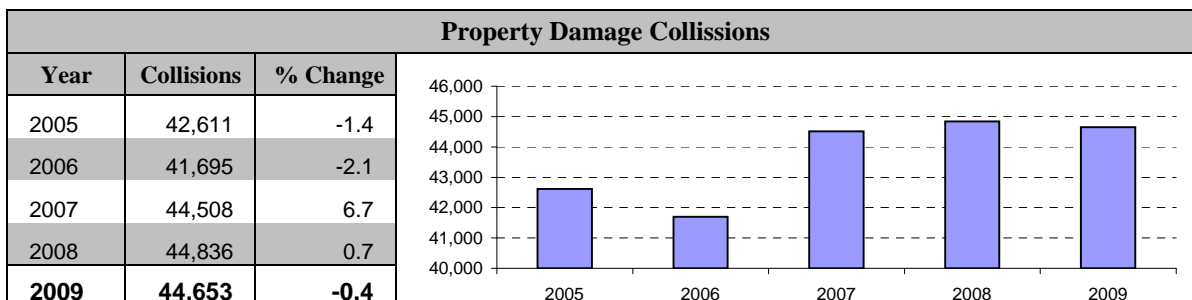
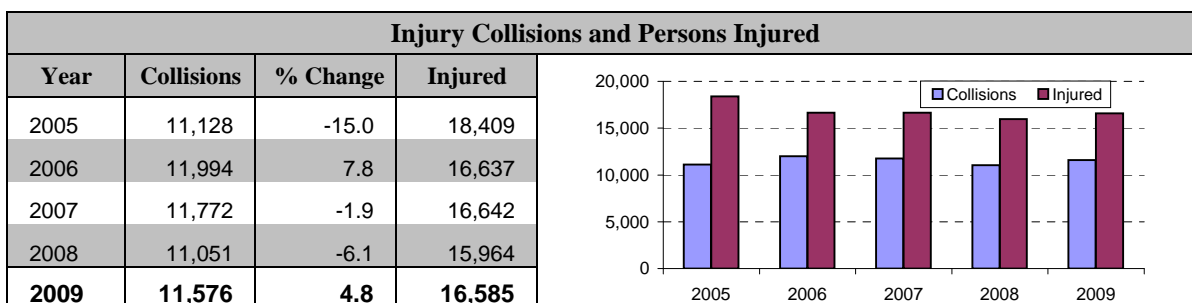
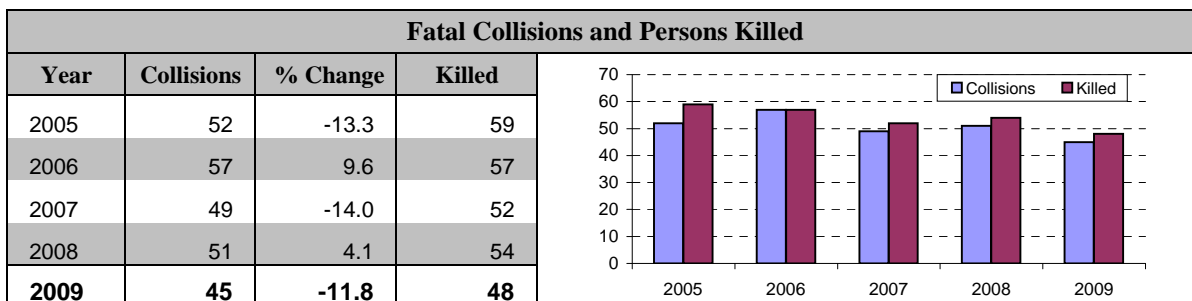
\*\*Sexual Assaults do not include non assaultive Sexual offences.

\*\*\*Includes motor cycles, snow vehicles and all attempts.

TRAFFIC COLLISIONS AND OFFENCES  
COLLISIONS



\*Total includes 10 collisions involving other types of vehicles ie. Trains not included in these charts. Includes Non-Reportable.



General Note: 2009 statistics are unofficial as Toronto Traffic Data Centre and Safety Bureau has not yet officially released them as of press time. However, any variances to these figures will be minimal. Detailed Toronto Traffic Collisions information can be found in the Transportation Services Traffic Management Centre section of the City of Toronto Website.

TRAFFIC COLLISIONS AND OFFENCES  
PERSONS CHARGED AND R.I.D.E DATA

Criminal Code Driving Offences							
Case Unit	Dangerous Driving	Drive While Disqualified	Drive While Impaired	Fail to Remain	Over 80	Refuse Sample	Total Charges
D11	14	7	54	11	73	16	175
D12	7	18	42	11	80	22	180
D13	13	8	44	9	67	10	151
D14	31	16	94	19	170	28	358
D51	20	8	42	24	51	9	154
D52	11	7	27	13	32	7	97
D53	11	2	36	5	42	11	107
D54	22	27	57	16	118	43	283
D55	15	6	50	16	53	12	152
<b>Total - Central Field</b>	<b>144</b>	<b>99</b>	<b>446</b>	<b>124</b>	<b>686</b>	<b>158</b>	<b>1,657</b>
D22	27	16	94	27	104	19	287
D23	18	7	56	14	66	16	177
D31	21	24	97	15	106	36	299
D32	20	7	45	18	55	9	154
D33	21	23	30	11	24	13	122
D41	34	21	96	28	134	25	338
D42	29	21	114	17	154	39	374
D43	36	22	87	33	101	19	298
<b>Total - Area Field</b>	<b>206</b>	<b>141</b>	<b>619</b>	<b>163</b>	<b>744</b>	<b>176</b>	<b>2,049</b>
Other_Units	15	9	9	9	11	2	55
TSV	49	16	156	43	307	47	618
<b>Total-Other</b>	<b>64</b>	<b>25</b>	<b>165</b>	<b>52</b>	<b>318</b>	<b>49</b>	<b>673</b>
<b>Grand Total</b>	<b>414</b>	<b>265</b>	<b>1,230</b>	<b>339</b>	<b>1,748</b>	<b>383</b>	<b>4,379</b>

R.I.D.E. Information					
	2005	2006	2007	2008	2009
Vehicles Stopped	275,660	399,419	426,485	409,429	409,274
Charges Laid**	310	282	344	380	490

Charges Laid defined as all instances where a CIPS offence is linked to a specific person.  
Release type not taken into account.



PERSONS CHARGED/CHARGES LAID  
CRIMINAL CODE AND FEDERAL

	Murder **	Attempted Murder	Sexual Assault	Other Assault	Robbery	Break & Enter	Theft Over	Theft Under	Theft Other	Fraud	Offensive Weapons	Other Criminal Code	Criminal Code Traffic*	Drug	Other Federal Statutes
<b>Young Offender</b>															
Male	5	14	119	873	817	244	31	1,307	572	86	566	2,262	32	636	335
Female	2	1	1	292	104	34	7	1,188	152	49	47	440	4	59	44
<b>Total</b>	<b>7</b>	<b>15</b>	<b>120</b>	<b>1,165</b>	<b>921</b>	<b>278</b>	<b>38</b>	<b>2,495</b>	<b>724</b>	<b>135</b>	<b>613</b>	<b>2,702</b>	<b>36</b>	<b>695</b>	<b>379</b>
<b>Adult</b>															
Male	67	90	779	8,956	985	1,289	240	6,326	2,969	1,651	2,028	18,857	2,405	4,868	920
Female	0	7	8	1,819	124	134	45	3,422	704	706	302	3,486	312	725	160
<b>Total</b>	<b>67</b>	<b>97</b>	<b>787</b>	<b>10,775</b>	<b>1,109</b>	<b>1,423</b>	<b>285</b>	<b>9,748</b>	<b>3,673</b>	<b>2,357</b>	<b>2,330</b>	<b>22,343</b>	<b>2,717</b>	<b>5,593</b>	<b>1,080</b>
<b>Grand Total</b>	<b>74</b>	<b>112</b>	<b>907</b>	<b>11,940</b>	<b>2,030</b>	<b>1,701</b>	<b>323</b>	<b>12,243</b>	<b>4,397</b>	<b>2,492</b>	<b>2,943</b>	<b>25,045</b>	<b>2,753</b>	<b>6,288</b>	<b>1,459</b>

\* Criminal Code Traffic Breakdown

	Dangerous Driving	Drive Disqualified	Impaired Driving	Fail to Remain	Over 80	Refuse
<b>Young Offender</b>						
Male	19	1	4	17	5	1
Female	4	0	0	3	0	0
<b>Total</b>	<b>23</b>	<b>1</b>	<b>4</b>	<b>20</b>	<b>5</b>	<b>1</b>
<b>Adult</b>						
Male	336	183	1,067	227	1,516	330
Female	28	14	144	25	216	44
<b>Total</b>	<b>364</b>	<b>197</b>	<b>1,211</b>	<b>252</b>	<b>1,732</b>	<b>374</b>
<b>Grand Total</b>	<b>387</b>	<b>198</b>	<b>1,215</b>	<b>272</b>	<b>1,737</b>	<b>375</b>

Note: A person can be charged with multiple offences and may be included in more than one category.

(3) Persons where gender not specified excluded.

Persons where age\_at\_offence less than 12 excluded.

Age Defined by CIPS : Age\_at\_offence field.

Young Offender define as Age between 12 -17.

Persons Charged defined as all instances where a CIPS offence is linked to a specific person.

PERSONS CHARGED/CHARGES LAID  
CRIMINAL CODE AND FEDERAL

	Murder **	Murder Attempted	Sexual Assault	Other Assault	Robbery	Break & Enter	Theft Over	Theft Under	Theft Other	Fraud	Offensive Weapons	Other Criminal Code	Criminal Code Traffic	Drug	Other Federal Statutes
<b>Central Field Command</b>															
D11	1	3	25	445	73	60	6	238	115	55	99	986	106	107	95
D12	0	3	38	431	73	52	9	510	166	84	92	1,096	134	199	133
D13	0	9	33	474	41	77	7	247	83	50	73	878	98	204	98
D14	0	3	68	1,129	116	118	16	946	238	136	199	2,448	231	1,156	85
D51	0	2	42	754	146	143	33	648	330	108	161	1,995	85	524	77
D52	0	4	37	677	52	86	21	1,909	272	206	74	1,381	56	147	13
D53	0	9	40	501	58	85	30	758	139	146	58	714	63	104	20
D54	0	7	37	744	97	108	15	259	211	80	150	1,491	204	274	52
D55	0	7	43	683	97	150	17	827	233	93	128	1,420	93	217	40
<b>Area Field Command</b>															
D22	0	3	37	706	58	93	31	680	285	204	130	1,610	168	228	64
D23	1	3	60	652	149	79	33	621	175	130	160	1,094	115	233	103
D31	0	9	109	1,016	167	146	16	600	293	144	329	1,837	177	452	178
D32	0	12	50	631	109	40	16	835	326	268	99	948	88	184	48
D33	1	6	35	470	45	64	15	785	219	126	91	773	72	154	45
D41	0	2	63	896	166	122	20	650	412	133	254	1,733	203	264	56
D42	1	7	46	615	129	88	15	524	228	134	200	1,020	241	203	56
D43	0	10	79	1,005	132	153	16	1,172	372	188	263	2,037	174	256	64
<b>Other Commands</b>															
INT	0	0	0	2	0	0	0	0	2	0	0	3	0	0	0
Other	0	0	0	28	3	3	0	8	9	0	16	107	19	66	184
SIS	0	1	0	2	0	24	0	0	99	4	160	222	4	260	15
Squads	70	12	63	72	318	7	6	13	163	176	197	1,132	12	969	21
TSV	0	0	1	6	0	0	1	11	26	26	5	110	410	85	10
<b>Grand Total</b>	<b>74</b>	<b>112</b>	<b>906</b>	<b>11,939</b>	<b>2,029</b>	<b>1,698</b>	<b>323</b>	<b>12,241</b>	<b>4,396</b>	<b>2,491</b>	<b>2,938</b>	<b>25,035</b>	<b>2,753</b>	<b>6,286</b>	<b>1,457</b>

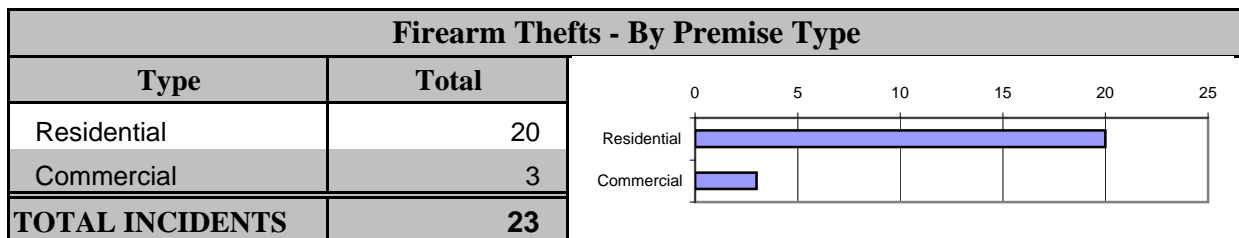

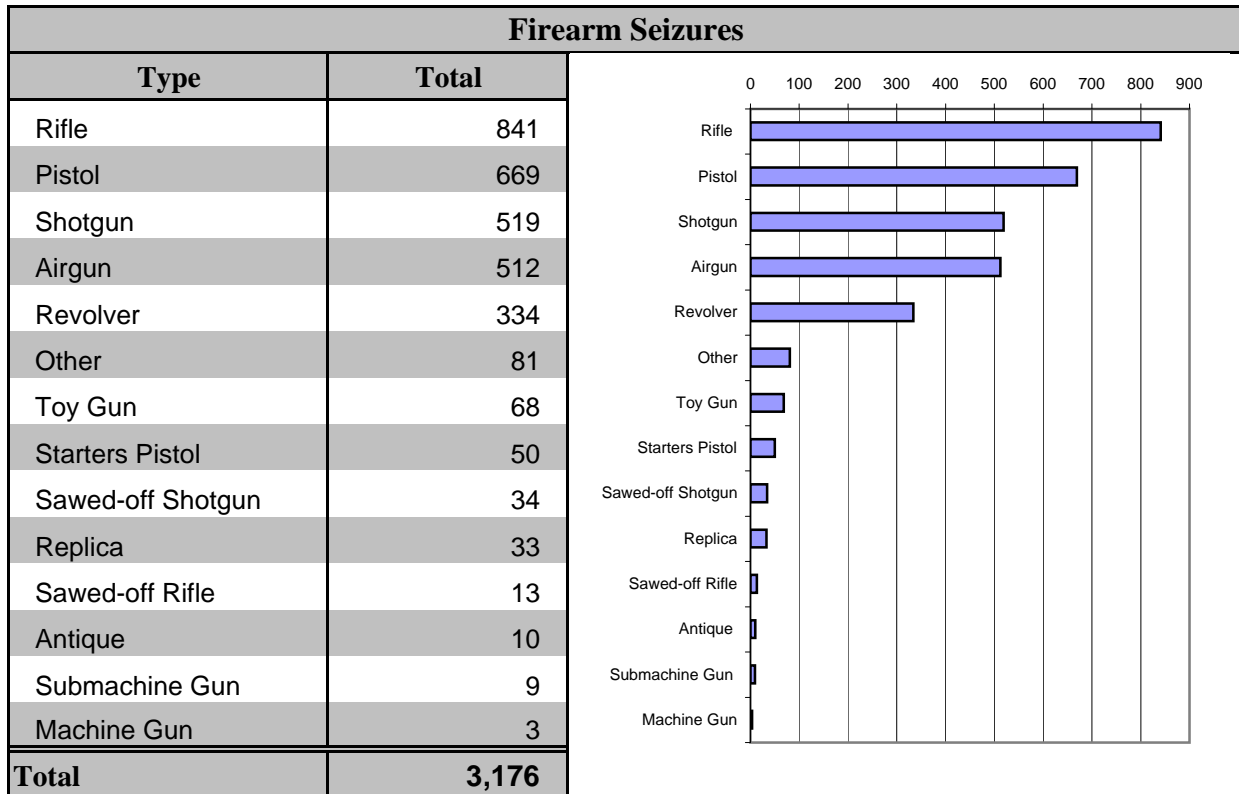
\* A person can be charged with multiple offences and may be included in more than one category.  
Persons age\_at\_offence less than 12 are excluded.  
Persons Charged defined as all instances where a CIPS offence is linked to a specific person.

\*\*will not add up to the number of Murder  
Personsexcludedwherengenderisnotspecified(3).

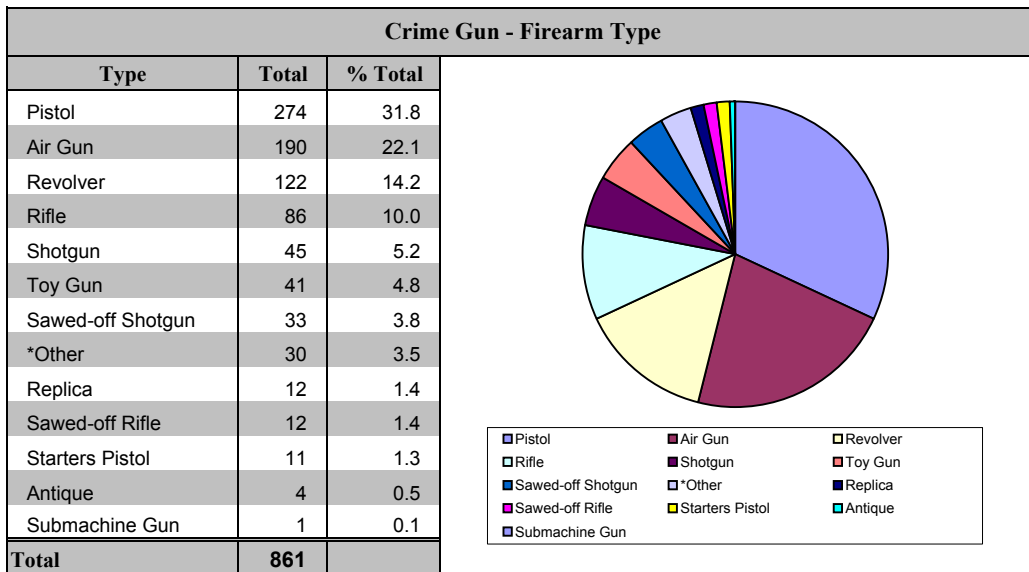
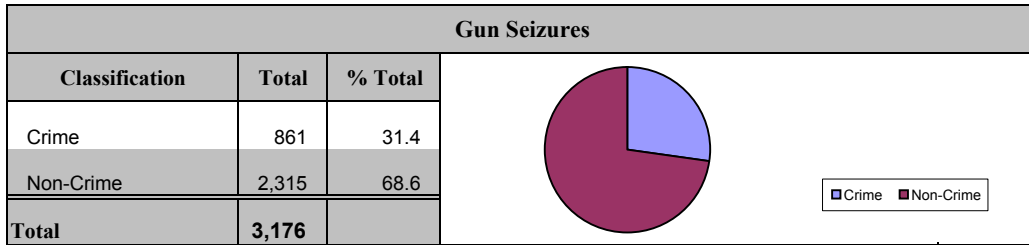
PERSONS CHARGED/CHARGES LAID  
PROVINCIAL/BY-LAW

<b>Selected Provincial Offences (Charges Laid)</b>					
<b>Units</b>	<b>L.L.A. - Drunk</b>	<b>L.L.A. - Other</b>	<b>By-Laws</b>	<b>H.T.A.</b>	<b>Total</b>
11 Division	290	441	1698	21952	<b>24,381</b>
12 Division	192	713	1951	16544	<b>19,400</b>
13 Division	198	335	1104	21324	<b>22,961</b>
14 Division	535	2072	1962	23901	<b>28,470</b>
51 Division	490	2037	2631	17158	<b>22,316</b>
52 Division	937	2313	6838	19155	<b>29,243</b>
53 Division	209	384	4838	19590	<b>25,021</b>
54 Division	155	369	1920	21689	<b>24,133</b>
55 Division	370	718	1514	18484	<b>21,086</b>
<b>Central Field Total</b>	<b>3,376</b>	<b>9,382</b>	<b>24,456</b>	<b>179,797</b>	<b>217,011</b>
22 Division	203	446	727	22280	23656
23 Division	253	605	513	26610	27981
31 Division	250	607	2130	40044	43031
32 Division	139	301	2135	24558	27133
33 Division	53	68	894	29132	30147
41 Division	186	405	1513	26869	28973
42 Division	114	633	399	31372	32518
43 Division	130	626	1318	21189	23263
<b>Area Field Total</b>	<b>1,328</b>	<b>3,691</b>	<b>9,629</b>	<b>222,054</b>	<b>236,702</b>
Traffic Services	55	184	3,843	90,911	<b>94,993</b>
All Other Units	184	413	1,100	7,058	<b>8,755</b>
<b>Other Unit Total</b>	<b>239</b>	<b>597</b>	<b>4,943</b>	<b>97,969</b>	<b>103,748</b>
<b>Service Total</b>	<b>4,943</b>	<b>13,670</b>	<b>39,028</b>	<b>499,820</b>	<b>557,461</b>

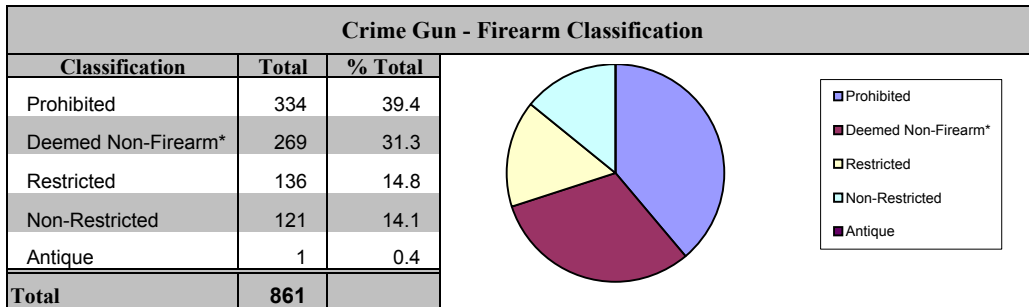
FIREARMS SEIZURES AND THEFTS



FIREARMS SEIZURES AND THEFTS



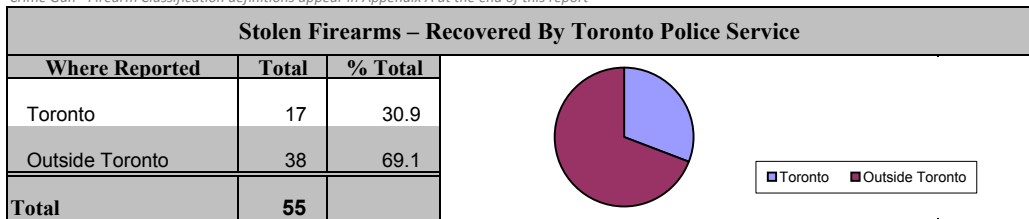
\*Other: This type of firearm includes zip guns, flare guns, stun guns, paintball guns and homemade firearms.



\*Deemed Non-Firearm: These weapons are deemed not to be firearms as defined by section 84 (3) of the Criminal Code.

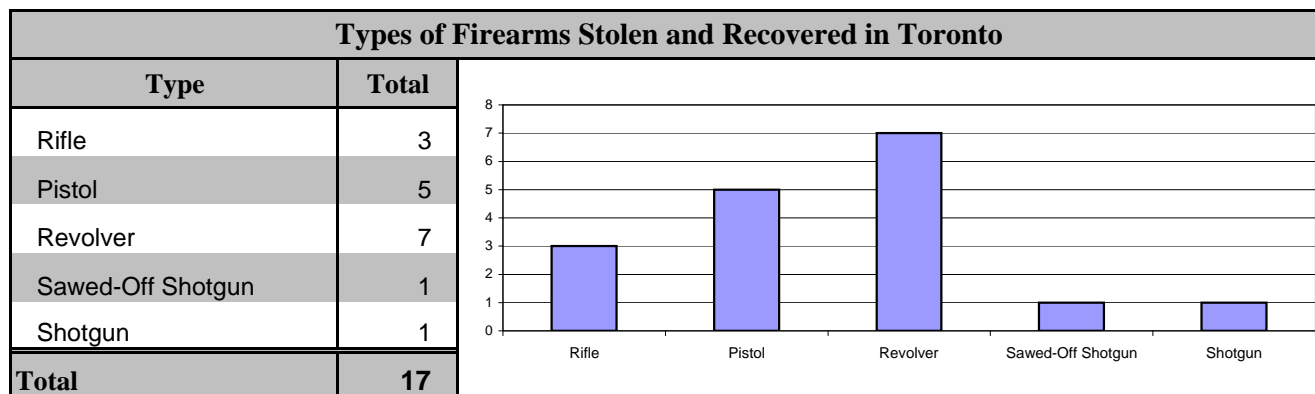
This classification can include any antique firearm, air guns, nail guns, flare guns and toy guns

Crime Gun - Firearm Classification definitions appear in Appendix A at the end of this report

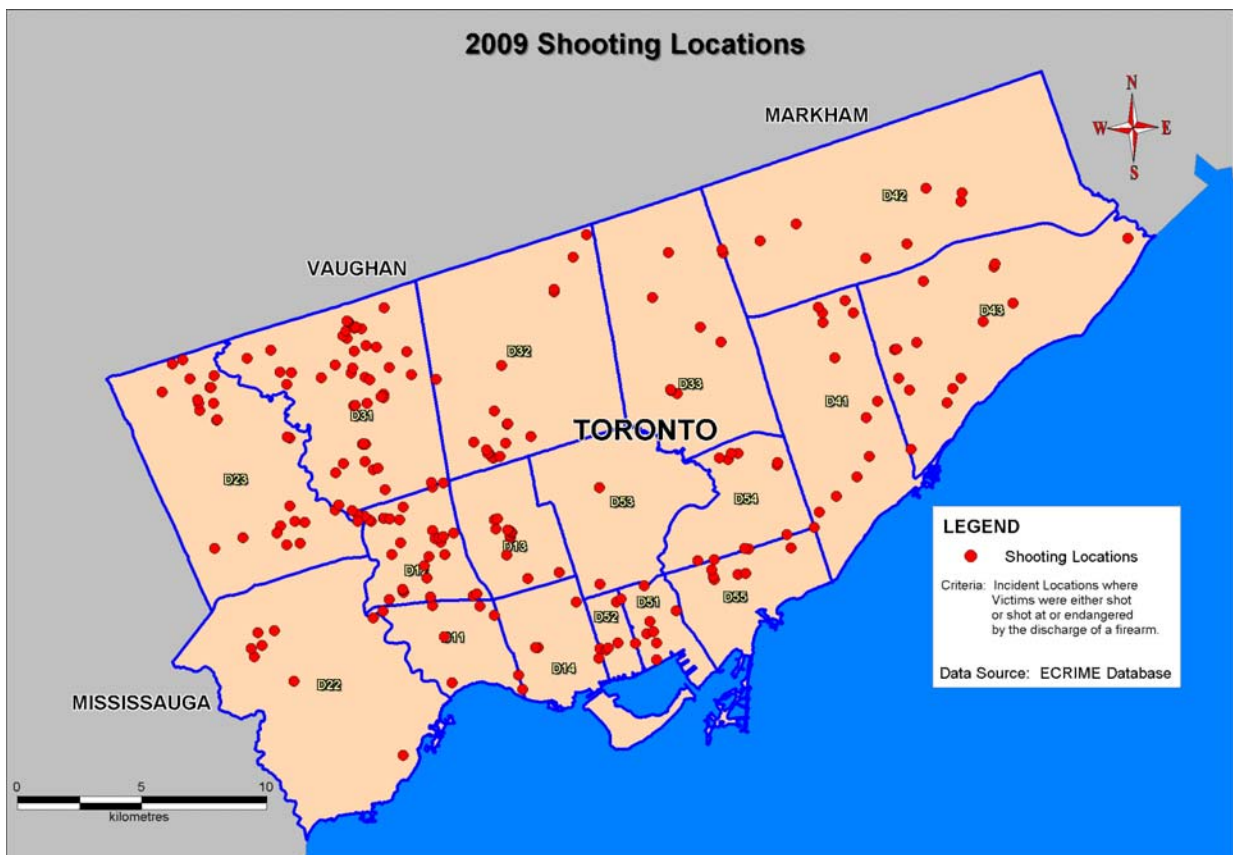


Top 10 Manufacturers by Firearm Type			
Shotgun	Rifle	Pistol	Revolver
Winchester	Cooley	Hi-Point Firearms	Smith & Wesson
Stevens	Ruger	Glock	Taurus
Beretta	Norinco	Ruger	Colt
Remington	Winchester	Smith & Wesson	Harrington & Richardson
CIL	Lee-Enfield	Taurus	Ruger
Cooley	Browning	Colt	Iver Johnson
Browning	Savage	Beretta	Charter Arms
Baikal	Mossberg	Bryco	Rohm
IGA	Marlin	Springfield Armory	Rossi
Harrington & Richardson	Remington	Lorcin	Charter Arms

Top 5 Calibres by Firearm Type			
Shotgun	Rifle	Pistol	Revolver
12 GA	22	9MM	38
16 GA	7.62	380	357
20 GA	303	40	22
12 GA x 2 3/4	30-30	45	32
410 GA	30-06	22	44



<b>Top 20 Offences related to Firearms Seized</b>
Unauthorized Possession Of A Firearm (1999) C.C. 91 (1)
Possession Of A Firearm Knowing Its Possession Is Unauthorized C.C. 92
Careless Storage Of A Firearm (1999) C.C. 86
Possession Of Firearm Obtained By The Commission Of An Offence C.C. 96 (1)
Possession For The Purpose Cocaine C.D.S.A. 5 (3) (A)
Possession Of A Prohibited Firearm With Ammunition (1999) C.C. 95 (1)
Possession Of Proceeds Of Crime C.C. 354 (1) (A)
Possession Of Firearm Contrary To Prohibition Order C.C. 117
Fail To Comply Recognizance C.C. 145
Careless Storage Ammunition C.C. 86
Possession Of A Restricted Firearm With Ammunition (1999) C.C. 95 (1)
Possession Of Cocaine C.D.S.A. 4 (3)
Unauthorized Possession Of A Prohibited Device (1999) C.C. 91 (2)
Weapons Dangerous C.C. 88 (1)
Possession Of Marihuana (Under) C.D.S.A. 4 (5)
Unauthorized Presence Of A Firearm In A Motor Vehicle (1999) C.C. 94 (1)
Traffic In Cocaine C.D.S.A. 5 (3) (A)
Unauthorized Possession Of A Prohibited Weapon (1999) C.C. 91 (2)
Possession Property Obtained By Crime (Under) C.C. 354
Possession For The Purpose Marihuana (Under) C.D.S.A. 5 (4)



**APPENDIX A:**  
**FIREARMS CLASSIFICATION DEFINITIONS**



**Ammunition** means a cartridge containing a projectile designed to be discharged from a firearm and, without restricting the generality of the foregoing, includes a caseless cartridge and a shot shell (Source: Criminal Code of Canada S.84).

**Antique Firearm** – means

- (a) any firearm manufactured before 1898 that was not designed to discharge rim-fire or centre-fire ammunition and that has not been re-designed to discharge such ammunition, or
- (b) any firearm that is prescribed to be an antique firearm.

(Source: Criminal Code of Canada S.84).

**Automatic Firearm** means a firearm that is capable of, or assembled or designed and manufactured with the capability of, discharging projectiles in rapid succession during one pressure of the trigger. (Source: Criminal Code of Canada S.84).

**Deemed Non-Firearm** - These items are firearms that do not fall within any of these other classes. They are pellet guns, BB guns, toy guns, replica firearms (Source: Criminal Code of Canada S.84).

**Handgun** means a firearm that is designed, altered or intended to be aimed and fired by the action of one hand, whether or not it has been redesigned or subsequently altered to be aimed and fired by the action of both hands (Source: Criminal Code of Canada S.84).

**Imitation Firearm** means any thing that imitates a firearm, and includes a replica firearm;

**Non-Restricted**- This is not a defined term in the *Criminal Code*. It covers all the guns not otherwise prohibited or restricted. These are mainly hunting and sporting guns (rifles and shotguns). (Source: Toronto Police Service Gun and Gang Unit).

**Prescribed** means prescribed by regulations (Source: Criminal Code of Canada S.84).

**Prohibited Ammunition** means ammunition, or a projectile of any kind, that is prescribed to be prohibited ammunition (Source: Criminal Code of Canada S.84).

**Prohibited Firearm**

- (a) a handgun that,
  - (i) has a barrel equal to or less than 105 mm (approx. 5 7/8") in length, or
  - (ii) is designed or adapted to discharge a 25 or 32 calibre cartridge, but does not include any such handgun that is prescribed, where the handgun is for use in international sporting competitions governed by the rules of the International Shooting Union,
- (b) a firearm that is adapted from a rifle or shotgun, whether by sawing, cutting or any other alteration, and that, as so adapted,
  - (i) is less than 660 mm in length (26 inches), or
  - (ii) is 660 mm (26 inches) or greater in length and has a barrel less than 457 mm (18 inches) in length,

APPENDIX A:  
FIREARMS CLASSIFICATION DEFINITIONS

- (c) an automatic firearm, whether or not it has been altered to discharge only one projectile with one pressure of the trigger, or
- (d) any firearm that is prescribed to be a prohibited firearm by Parliament.

(Source: Criminal Code of Canada S.84). This classification would include but not limited to sawed-off shotguns and fully automatic sub-machine guns.

**Prohibited Weapon - (a)** a knife that has a blade that opens automatically by gravity or centrifugal force or by hand pressure applied to a button, spring or other device in or attached to the handle of the knife [flick knife or switchblade], or

- (b) any weapon, other than a firearm, that is prescribed to be a prohibited weapon by (Parliament

**The key prohibited weapons (this list is not exhaustive) are:**

- (1) Tear gas, mace, or other gas *designed* to injure, immobilize, or otherwise incapacitate a person;
- (2) Liquid, spray or powder or other substance *capable* of injuring, immobilizing, or otherwise incapacitating a person;
- (3) Nunchaku, Shuriken, Manrikigusari (these items are described in the regulations);
- (4) Finger ring (which is capable of projecting a blade);
- (5) Cattle-prod or hand-held Taser;
- (6) One-handed or short (under 500 mm) cross-bow (whether designed or modified);
- (7) Constant companion – blade concealed in belt-buckle;
- (8) Push dagger – blade is perpendicular to the handle [looks like an old fashioned corkscrew];
- (9) “Knife comb” or similar device (under 30 cm)
- (10) Spiked wristband;
- (11) Blowgun;
- (12) Spring loaded Asp (telescoping baton);
- (13) Morning Star: A spiked metal ball at the end of a stick;
- (14) Brass knuckles;

(Source: Criminal Code of Canada S.84)

APPENDIX A:  
FIREARMS CLASSIFICATION DEFINITIONS

**Replica Firearm**" means any device that is designed or intended to exactly resemble, or to resemble with near precision, a firearm, and that itself is not a firearm, but does not include any such device that is designed or intended to exactly resemble, or to resemble with near precision, an antique firearm;

**Restricted Firearm** – means,

- (a) Any handgun that is a not a prohibited firearm,
- (b) a firearm that
  - (i) is not a prohibited firearm,
  - (ii) has a barrel less than 470 mm (approx 18 1/2"), and
  - (iii) is capable of discharging centre-fire ammunition in a semi-automatic manner,
- (c) a firearm that is designed or adapted to be fired when reduced to a length of less than 660 mm by folding, telescoping or otherwise, or
- (d) a firearm of any other kind that is prescribed to be a restricted weapon.

(Source: Criminal Code of Canada S.84).

This classification would include, but not limited to, a Glock 22 pistol, Smith and Wesson 44 Magnum revolver with a 204 mm (8") barrel

**Unknown** - Through an exhaustive investigation and research the firearm cannot be identified. (Source: Toronto Police Service Gun and Gang Unit).

**For the purposes of sections 91 to 95, 99 to 101, 103 to 107 and 117.03 of this Criminal Code of Canada and the provisions of the Firearms Act, the following weapons are deemed not to be firearms:**

- (a) any antique firearm;
- (b) any device that is
  - (i) designed exclusively for signalling, for notifying of distress, for firing blank cartridges or for firing stud cartridges, explosive-driven rivets or other industrial projectiles, and
  - (ii) intended by the person in possession of it to be used exclusively for the purpose for which it is designed;
- (c) any shooting device that is
  - (i) designed exclusively for the slaughtering of domestic animals, the tranquillizing of animals or the discharging of projectiles with lines attached to them, and
  - (ii) intended by the person in possession of it to be used exclusively for the purpose for which it is designed; and

APPENDIX A:  
FIREARMS CLASSIFICATION DEFINITIONS

**(d)** any other barrelled weapon, where it is proved that the weapon is not designed or adapted to discharge

(i) a shot, bullet or other projectile at a muzzle velocity exceeding 152.4 m per second or at a muzzle energy exceeding 5.7 Joules, or

(ii) a shot, bullet or other projectile that is designed or adapted to attain a velocity exceeding 152.4 m per second or an energy exceeding 5.7 Joules.

Notwithstanding subsection (3), an antique firearm is a firearm for the purposes of regulations made under paragraph 117(h) of the Firearms Act and subsection 86(2) of this Act (Source: Criminal Code of Canada S.84).