



ARCHIVED - Archiving Content

Archived Content

Information identified as archived is provided for reference, research or recordkeeping purposes. It is not subject to the Government of Canada Web Standards and has not been altered or updated since it was archived. Please contact us to request a format other than those available.

ARCHIVÉE - Contenu archivé

Contenu archivé

L'information dont il est indiqué qu'elle est archivée est fournie à des fins de référence, de recherche ou de tenue de documents. Elle n'est pas assujettie aux normes Web du gouvernement du Canada et elle n'a pas été modifiée ou mise à jour depuis son archivage. Pour obtenir cette information dans un autre format, veuillez communiquer avec nous.

This document is archival in nature and is intended for those who wish to consult archival documents made available from the collection of Public Safety Canada.

Some of these documents are available in only one official language. Translation, to be provided by Public Safety Canada, is available upon request.

Le présent document a une valeur archivistique et fait partie des documents d'archives rendus disponibles par Sécurité publique Canada à ceux qui souhaitent consulter ces documents issus de sa collection.

Certains de ces documents ne sont disponibles que dans une langue officielle. Sécurité publique Canada fournira une traduction sur demande.

Report to Victoria Police Board

Date: 05 July 2010

Subject: Assessment of Public Disorder Activity in the 900 Block Pandora

Purpose

This report is for decision.

Description

Contains three (3) attachments discussing key problems being encountered currently in the area of the 900 Block Pandora Avenue as well as a cost estimate for police staffing to a level of 24/7 coverage.

Key Exceptions

Crime trends, particularly those defined as public order problems are up significantly in the past 5 years. There is an equally significant commitment by the Department to resource this area but operational staff are viewing long term solutions beyond the scope of law enforcement alone.

Action Items

Request for Board members to meet with the Our Place Board and discuss possible solutions to the problems in this area beyond our current law enforcement initiatives. Request for Board support in the Department's position that the placement of a temporary or permanent needle exchange into this environment would be highly problematic and compound existing troubles.

Attachment

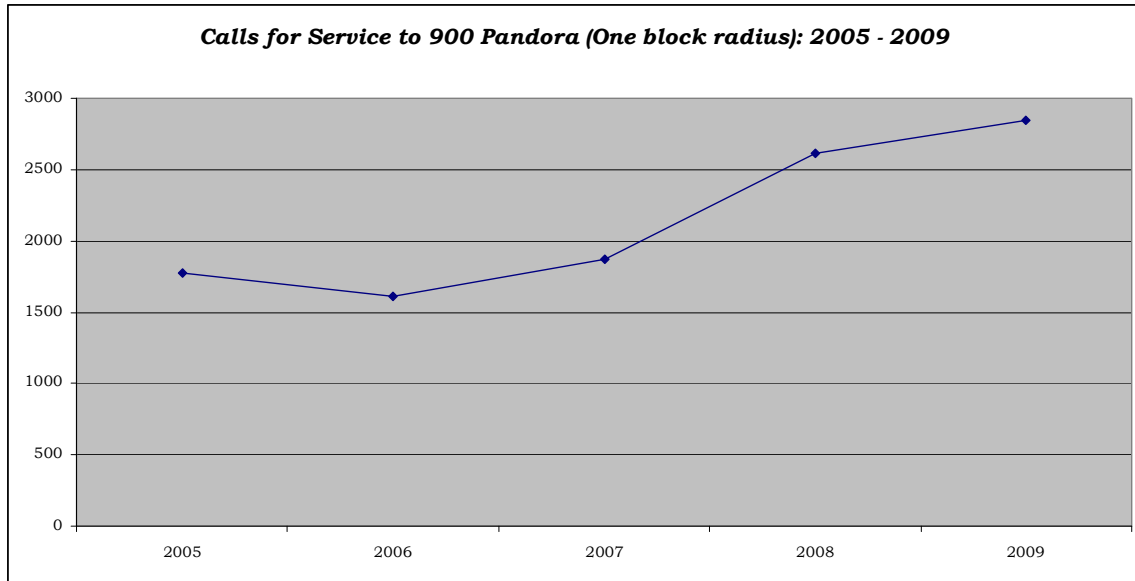
- 1) Calls for Service 900 Pandora and area - Statistics and synopses.
- 2) Update - stats and Facts 900 Block Pandora/Trespass Act.
- 3) Cost analysis for 24/7 police coverage in this area.

Top 50 Calls For Service to a one block radius around 900 Pandora Street by Year and Call Type (*2010 numbers are Jan – May 31 only)

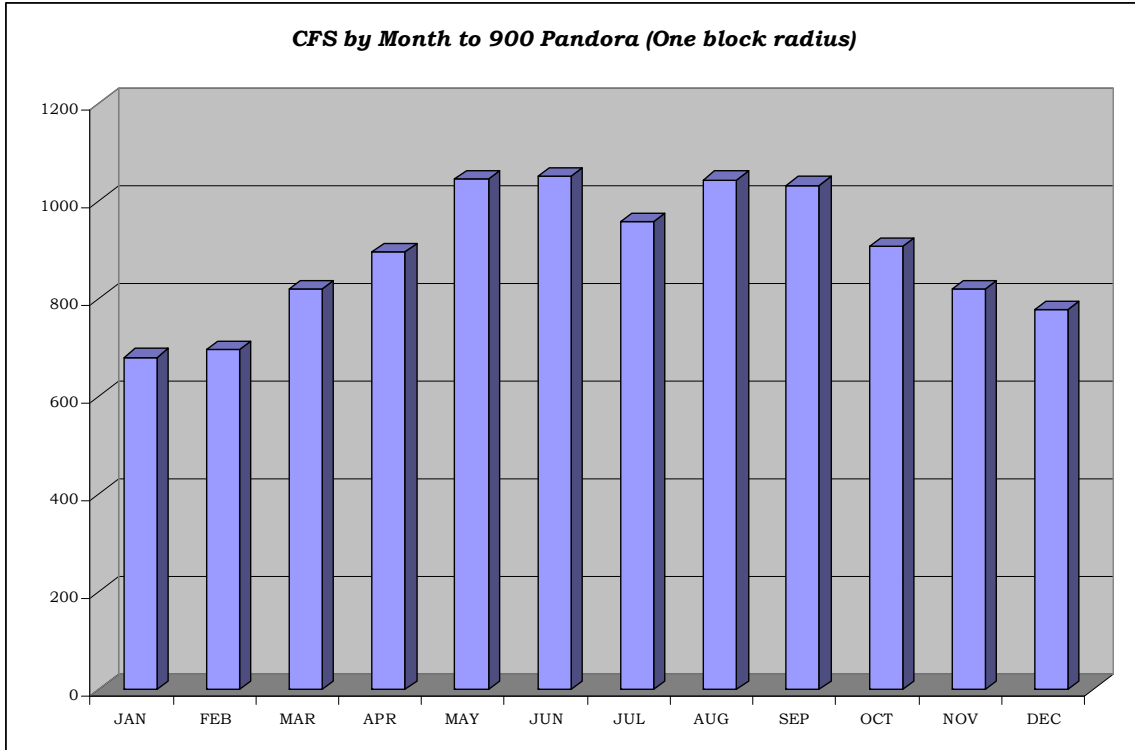
TYPE OF CALL	2005	2006	2007	2008	2009	2010	Grand Total
UNWANTED PERSON	187	154	288	659	550	259	2097
DRUGS	127	111	109	221	247	89	904
THEFT	172	134	158	144	132	67	807
CHECK WELLBEING	81	80	122	165	176	76	700
SUSPICIOUS CIRCUMSTANCES	113	88	122	139	142	61	665
ASSIST POLICE/FIRE/AMBULANCE	31	48	90	135	175	64	543
OTHER CRIMINAL CODE	60	55	50	92	153	56	466
SIPP/DIPP	78	90	73	86	109	26	462
PROPERTY	19	44	65	116	128	51	423
FIGHT	32	27	28	71	83	38	279
DISTURBANCE	56	35	58	40	48	17	254
BYLAW			79	67	68	37	251
PARKING	72	49	20	29	53	25	248
MISCHIEF	37	44	46	43	56	20	246
ASSAULT	25	27	40	51	56	31	230
MUNICIPAL BYLAW	140	76	10				226
ASSIST GENERAL PUBLIC	30	35	36	41	46	29	217
MAN DOWN	18	21	34	31	56	25	185
MVI	22	38	26	28	36	16	166
BREAK AND ENTER	37	41	38	25	12	7	160
BREACH	16	14	14	32	57	24	157
ABANDONED 911	26	13	24	24	25	23	135
THREATS	28	19	22	20	28	10	127
DOMESTIC	15	21	14	23	34	13	120
TRAFFIC INCIDENT			19	29	46	22	116
TRAFFIC SUSPENSION/24 HR/12 HR/PROHIB NOTICE	12	14	19	23	32	13	113
MVI INJURY	7	11	21	30	18	15	102
IMPAIRED	9	13	13	19	23	22	99
ASSIST OTHER AGENCY	13	10	4	19	32	15	93
WEAPON	12	10	9	26	23	9	89
PROPERTY RECOVERED	45	40	3				88
WARRANT	8	5	5	19	21	9	67
INSECURE PREMISE OR VEHICLE	10	7	18	9	11	5	60
INTELLIGENCE INFORMATION	12	5	7	12	13	7	56
MVI HIT AND RUN	8	15	8	8	8	9	56
OVERDOSE	10	13	6	10	8	8	55
THEFT OF VEHICLE	8	16	16	5	9	1	55
ROBBERY	1	3	9	11	22	6	52
FRAUD	7	6	13	12	10	3	51
ALARM	4	6	12	8	9	10	49
INDECENT ACT	6	3	4	12	17	7	49
SHOPLIFTER	13	3	12	10	2	4	44

TYPE OF CALL	2005	2006	2007	2008	2009	2010	Grand Total
TRAFFIC DRIVING COMPLAINT	22	19	3				44
YOUTH	11	9	15	6	2		43
ARREST	8	11	4	3	14	1	41
FOUND BIKE	19	13	9				41
SUICIDAL PERSON	6	11	8	9	3	4	41
PANHANDLER	3	9	5	11	4	6	38
PROPERTY SEIZED	16	9	3				28
MISSING PERSON	3	8	2	2	9	1	25
SUB TOTAL OF TOP 50	1695	1533	1813	2575	2806	1241	11663

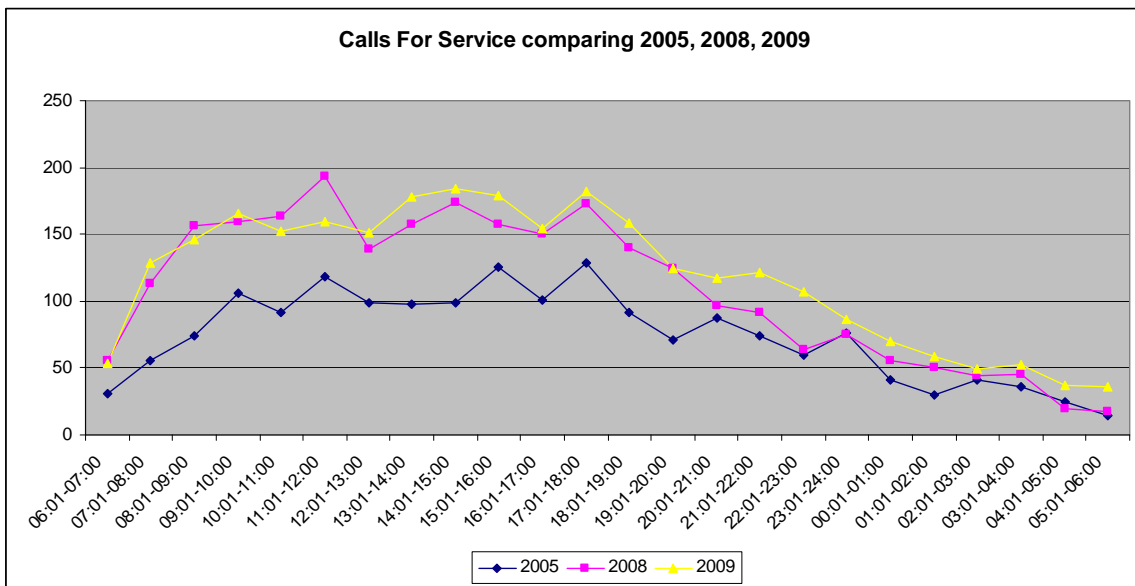
- Based on all calls for service over the last five years (2005 – 2009) there is a 60.5% increase in general calls for service to this area.
- Between 2008 and 2009 calls for service have increased by 9%.
- The area around 900 Pandora is averaging a 9.0% increase in calls for service per year.
- Largest percent increase was in 2008 when calls went up by 40% from 2007
- 2009 represented the lowest increase in calls for service over the last 5 years.
- Although there has been a decrease in “unwanted persons” calls from 2008 – 2009 it still remains the number one call for service in the area.
- Property crime (theft of vehicle, mischief, property, fraud, break and enter, shoplifter) has increased in the area by 20% since 2005 but has actually decreased by 1.7% since 2008.
- Violent crime (assault, fight, robbery, threats, and weapons) has increased by 117% since 2005 and has increased by 21.8% from 2008.
- Drugs up by 94.5% from 2005 and up by 11.8% from 2008.
- Overdoses down by 20% from 2005 and 2008.
- Traffic calls for service (MVI, impaired, suspensions, etc) up by 181% since 2005 and up by 19% since 2008.



- Chart shows projected increases – i.e. expected increased 9% to 12% in calls for service to this area this year.
- However there improvement noted in the context that calls are down by 7.8% in total calls for the first 5 months of 2010 compared to the first 5 months of 2009. It should be noted however that the weather so far this year as been considerably cooler.



- Above shows the monthly activity of the area across 5 years of data.
- Clearly in warmer weather calls for service increase.
- 48% of all calls for service to this area occur between May and September (warmer months).
- 45% of all violent offences in this area take place over this 5 month period.
- 25% of all calls for service in this area are property 1 and 2 type calls.



- 47% of calls are during the day (08:01-16:00).
- 37% of calls are during the evening (16:01-midnight).
- 16% of calls are over night (12:01-08:00).
- Public disorder activity increases at 09:00 and does not abate until about 22:00.
- Between 06:00 and 09:00 calls for service go from 240 to 615 which is a 156% increase over a 3 hour period.

Top 5 calls overnight: Unwanted Persons
Disturbances
Suspicious Circumstances
Assaults/fights
Theft

Top 5 calls during the day:
Unwanted Persons
Drugs
Theft
Intoxicated in Public
Assaults/fights

Top 5 calls during the evening:
Unwanted Persons
Drugs
Theft
Suspicious Circumstances
Check wellbeing



VICTORIA POLICE DEPARTMENT

Memorandum

TO: Inspector Pearce
FROM: Constable Massine
DATE: June 3, 2010
SUBJECT: Update - Stats and Facts 900 Block Pandora/Trespass Act

Sir,

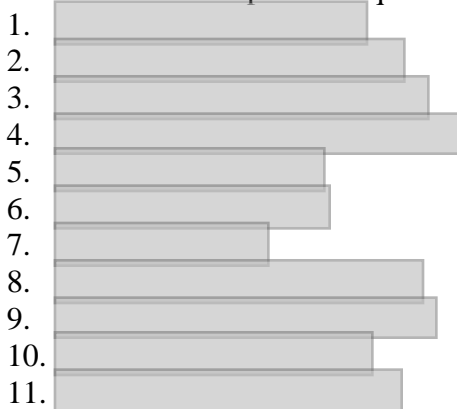
The purpose of this report is to update a report, completed by S/Sgt. Laur on May 9, 2009.

SYNOPSIS OF S/SGT. LAUR'S DATA

S/Sgt. Laur compiled statistics specific to the 900 block Pandora Avenue over a period of January 1, 2009 to May 7, 2009 where 276 calls for service were recorded. He also presented statistics for the 1200 block Gladstone Avenue (0 calls for service), 1300 block Fairfield Road (3 calls for service) and the 400 block Cecelia Avenue (2 calls for service). All of the aforementioned blocks are home to community centers and for a comparative analysis, S/Sgt. Laur offered statistics for the 1600 block Store Street which is home to Street Link which offer similar services as Our Place. This block saw 120 calls for service over the specified time frame.

Of the 382 *Trespass Act* tickets issued in the City of Victoria between January 1, 2009 to May 7, 2009, 192 were issued in the 900 block of Pandora Avenue. This constitutes roughly 50% of all *Trespass Act* tickets issued within city limits.

Next, S/Sgt. Laur compiled a list of the top 11 most prolific receivers of *Trespass Act* tickets (five or more over the period at question) who were identified as:



METHODOLOGY:

After reading S/Sgt. Laur's report, I ran statistics in PRIME using similar search parameters querying the following:

- The number of occurrences which generated a report in the 900 block Pandora Avenue, the 1200 block Gladstone Avenue, the 1300 block Fairfield Road, the 400 Cecilia Avenue and the 1600 block Store Street
- The total number of Trespass Act tickets issued by the VicPD between May 8, 2009 and May 8, 2010
- Who are the top offenders, receiving five or more Trespass Act tickets over the one year period

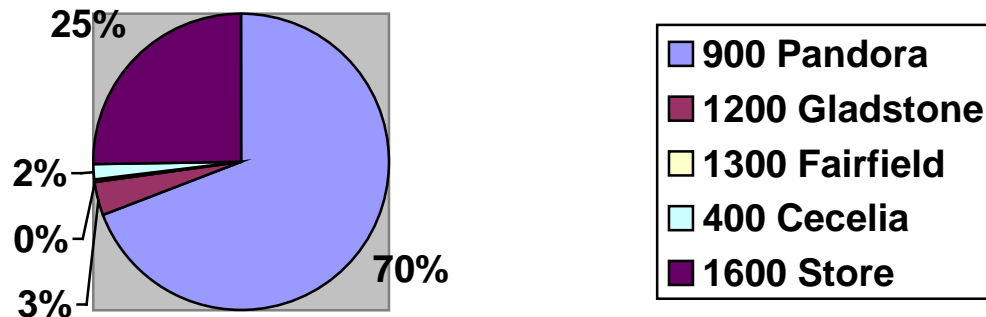
OUTCOMES

Queries were made in PRIME regarding the total number of calls for service, General Occurrence Reports completed, Street Checks conducted and *Trespass Act* tickets issued for specific problem locations in the city. The locations and their results are as follows:

Calls for Service

- 900 block Pandora Avenue (2495)
- 1200 block Gladstone Avenue (121)
- 1300 block Fairfield Road (16)
- 400 block Cecilia Avenue (58)
- 1600 block Store Street (911)

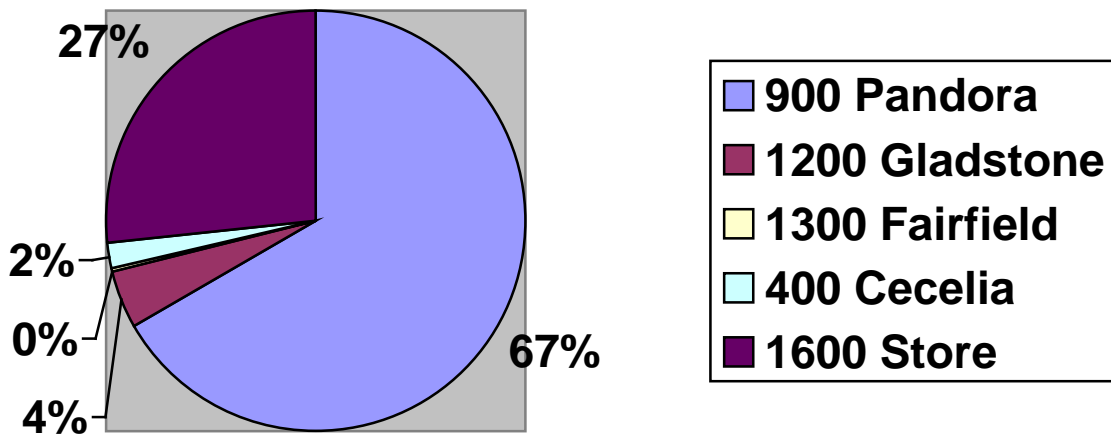
Calls for Service



General Occurrence Reports

- 900 block Pandora Avenue (750)
- 1200 block Gladstone Avenue (50)
- 1300 block Fairfield Road (3)
- 400 block Cecilia Avenue (22)
- 1600 block Store Street (300)

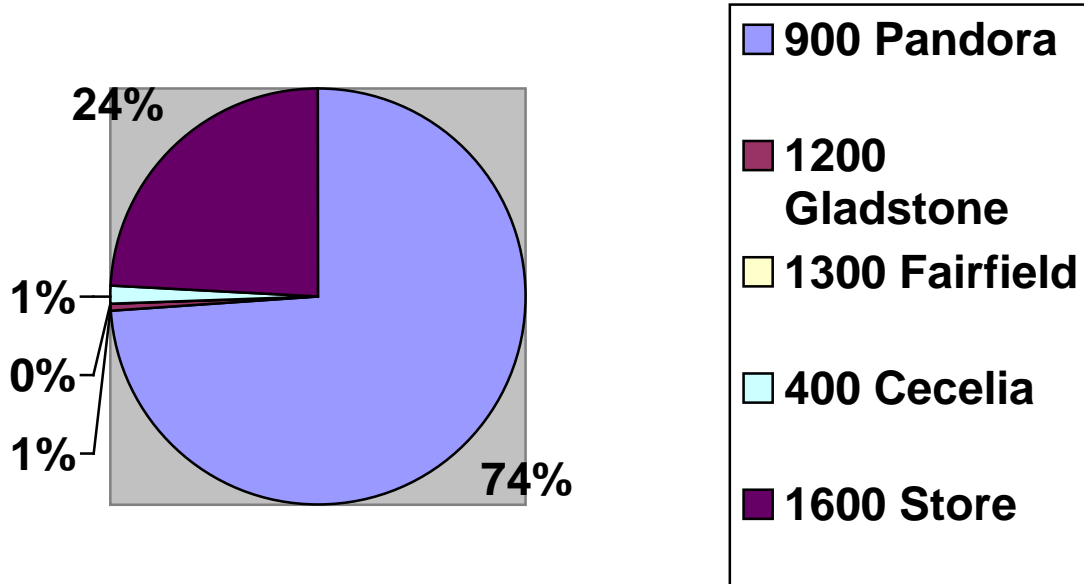
General Occurrence Reports



Street Checks

- 900 block Pandora Avenue (231)
- 1200 block Gladstone Avenue (2)
- 1300 block Fairfield Road (0)
- 400 block Cecilia Avenue (4)
- 1600 block Store Street (76)

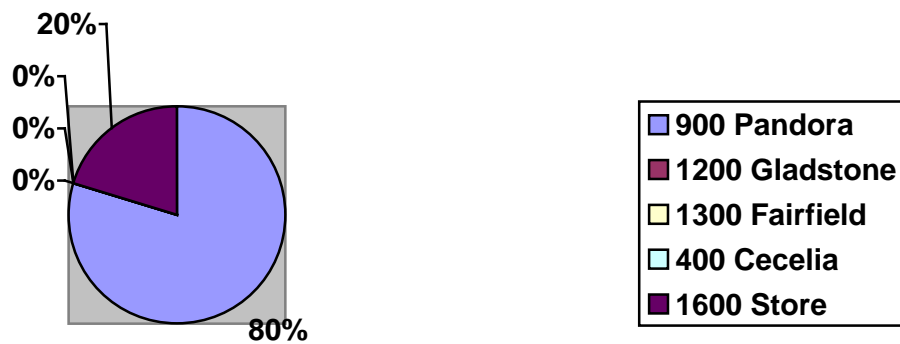
Street Checks



Trespass Act Tickets

- 900 block Pandora Avenue (249)
- 1200 block Gladstone Avenue (0)
- 1300 block Fairfield Road (0)
- 400 block Cecilia Avenue (0)
- 1600 block Store Street (63)

Trespass Act Tickets



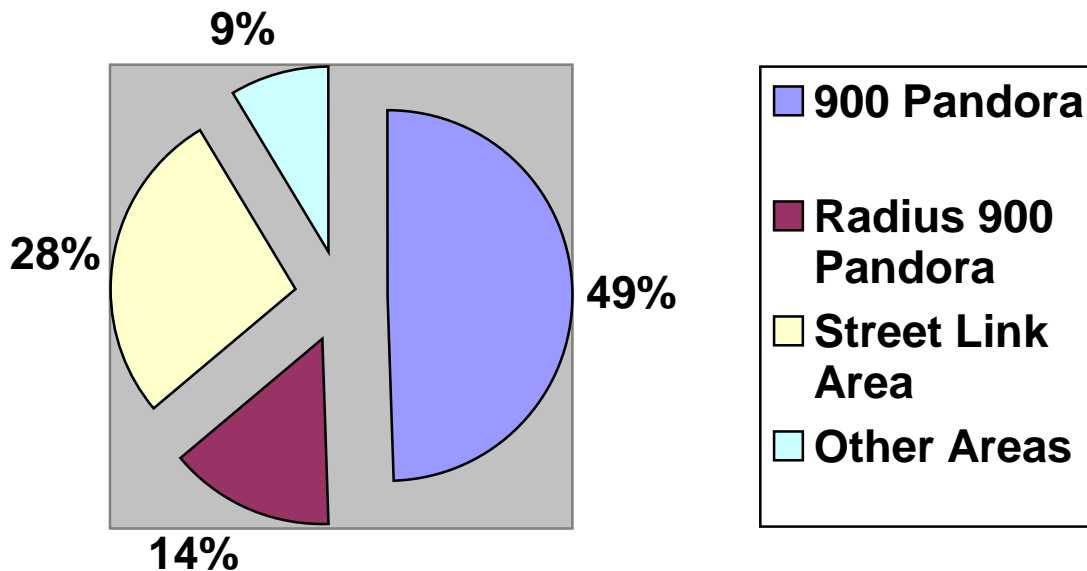
SUMMARY OF DATA

Over the period of May 8, 2009 to May 8, 2010 a total of 505 Trespass Act tickets were written by members of the Victoria Police Department. Of these, 249 were issued in the 900 block of Pandora Avenue alone constituting over 49% of the total tickets written by our members. One must also keep in mind that many more, 73 or 14 % were written within a one block radius of the 900 Block. In essence five city blocks encompass almost 65% of the *Trespass Act* enforcement performed by our members.

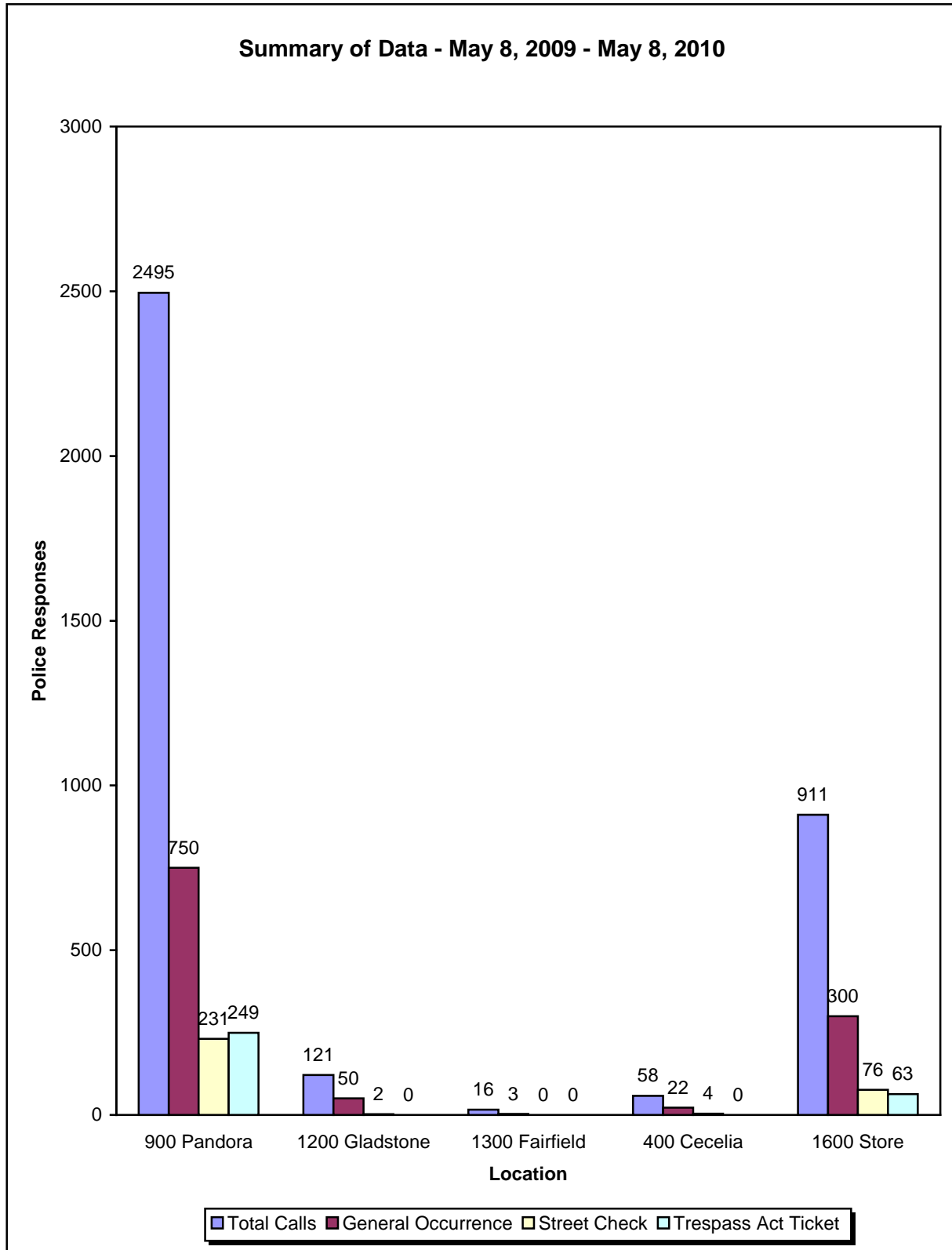
Of *Trespass Act* tickets written in the area of Street Link (1700 – 1500 block Store Street, 400 block Swift Street, 500 block Fisgard Street, and 500 block Chatham Street), 140 tickets were written by our members between may 8, 2009 and May 8, 2010. This comprises 28% of all *Trespass Act* tickets written by our members.

It is worth noting that of the 505 *Trespass Act* tickets written by our members; only 43 tickets were written in areas outside of the areas of focus in this report. That constitutes just 9% of the total *Trespass Act* tickets issued.

Total Trespass Act Tickets = 505



The following chart shows a comparison, by the numbers, of all categories researched.



TRESPASS ACT: PROLIFIC OFFENDERS

The following is an updated list of the most prolific receivers of Trespass Act tickets issued by our members over the period of May 8, 2009 to May 8, 2010. These people all received five or more tickets and are listed from highest to lowest by amounts of tickets.

1. [REDACTED] (31 documented events, 15 *Trespass Act* tickets)
2. [REDACTED] (97 documented events, 13 *Trespass Act* tickets)
3. [REDACTED] (32 documented events, 10 *Trespass Act* tickets)
4. [REDACTED] (81 documented events, 9 *Trespass Act* tickets)
5. [REDACTED] (61 documented events, 9 *Trespass Act* tickets)
6. [REDACTED] (34 documented events, 9 *Trespass Act* tickets)
7. [REDACTED] (62 documented events, 8 *Trespass Act* tickets)
8. [REDACTED] (47 documented events, 7 *Trespass Act* tickets)
9. [REDACTED] (31 documented events, 6 *Trespass Act* tickets)
10. [REDACTED] (100 documented events, 6 *Trespass Act* tickets)
11. [REDACTED] (19 documented events, 5 *Trespass Act* tickets)
12. [REDACTED] (41 documented events, 5 *Trespass Act* tickets)
13. [REDACTED] (23 documented events, 5 *Trespass Act* tickets)
14. [REDACTED] (39 documented events, 5 *Trespass Act* tickets)
15. [REDACTED] (57 documented events, 5 *Trespass Act* tickets)

Not included above are the unknown and undocumented street contacts, often taken as preventative measures, with the aforementioned persons.

For comparison, S/Sgt. Laur's list is included below:

1. [REDACTED]
2. [REDACTED]
3. [REDACTED]
4. [REDACTED]
5. [REDACTED]
6. [REDACTED]
7. [REDACTED]
8. [REDACTED]
9. [REDACTED]
10. [REDACTED]
11. [REDACTED]

Of note, is that the only person to appear on both lists is [REDACTED] who continues to be problematic for our members. I am told that at the time of my writing this report, strategies to manage [REDACTED] and others on the current list are being sought through the various outreach groups.

Following is an excerpt from an email I received from Cst. Laura FLUIT (VICOT) regarding her team's involvement with people on the current list:

The following folks are associated with the teams we work with:

1. [redacted] – Downtown Act Team (DACT)
2. [redacted]
3. [redacted] – Downtown Act Team (DACT)
4. [redacted]
5. [redacted] – Pandora Act Team (PACT)
6. [redacted]
7. [redacted]
8. [redacted]
9. [redacted] - VICOT
10. [redacted]
11. [redacted]
12. [redacted]
13. [redacted]
14. [redacted] – VICOT

For the two VICOT clients I can say that they don't engage with the team well and I believe [redacted] is being discharged in the next few weeks. [redacted] hasn't engaged much with DACT (though they are trying hard) and [redacted] and [redacted] engage, but I believe are just BIG challenges for the teams. [redacted] is housed at Our Place and [redacted] [redacted] is housed in Saanich at [redacted] if that makes any difference.

CONCLUSION

Problem areas for enforcement of the *Trespass Act* for our members continue to be the 900 block Pandora Avenue and surrounding four block radius, followed by the area surrounding Street Link. I feel that one could safely draw an association between geographical locations offering social assistance to the street community and *Trespass Act* violations.

The numbers offered by S/Sgt. Laur one year ago and my recent statistics involving the locations most likely to show high *Trespass Act* violations have stayed the same. The only thing that has changed, for the most part, are the names of the offenders.

I feel that further strategies between Our Place (900 block Pandora Avenue), Street link (1600 block Store Street) and teams associated with Cst. Fluit and other Community Resource Officers should continue in an attempt to make the affected neighborhoods less likely to see this type of offence.

Sincerely,



Cst. Mike Massine #308
Focused Enforcement Team – Bikes



VICTORIA POLICE DEPARTMENT

Memorandum

TO: Chief Constable Graham

FROM: Chief Constable Ducker

DATE: July-05

SUBJECT: Analysis of permanent (24/7) foot patrols to the 900 Block Pandora

This cost analysis was undertaken by S/Sgt Craig and Sharon Olson in relation to my request to determine what expenses would be incurred by the Department to provide foot patrol presence in the 900 Block Pandora on a 24 hour basis. There has been considerable public discussion about this area lately and it was suggested publicly at one point 24/7 police coverage would be an appropriate response as our part in stemming the problems.

Calculations are based on a 105 percent wage as we do not know who would do the duty day to day, but this will give a reasonable estimate. Benefit loading is applied to this calculation.

It essentially breaks down to about \$1000.00 per day.

Cost Analysis:

2 additional members (24/7) for Focused Enforcement - Term of 1 month

Cost of 2 members - 12 hours each x 2 members x 1day @
\$39.80 \$ 955.20

Days in Month (31) 1

Total \$ 29,611.20

Benefit loading charge of 22%
\$ 6,514.46

**Grand Total for
Month** \$ 36,125.66